

# United States Patent [19]

Gravel

[11] **Des. 245,991**

[45] **\*\* Oct. 4, 1977**

- [54] **COLLAR FOR GAS TANK FILLING PIPES OF SERVICE STATIONS**
- [76] Inventor: **Jean Guy Gravel**, 263 boulevard Levesque, Apt. 2, Pont-Viau, Laval, Quebec, Canada
- [\*\*] Term: **14 Years**
- [21] Appl. No.: **702,278**
- [22] Filed: **July 2, 1976**
- [51] Int. Cl. .... **D23-01**
- [52] U.S. Cl. .... **D23/41**
- [58] Field of Search ..... **D23/40-47;**  
138/89, 96 R, 96 T; 220/85 P, 254, 352

[56] **References Cited**

**U.S. PATENT DOCUMENTS**

2,202,147	5/1940	Gerriets	138/96 R X
3,065,767	11/1962	Topf	138/96 R X
3,159,306	12/1964	Lyll	220/254 X
3,350,044	10/1967	Zulauf	138/96 R X
3,363,797	1/1968	Roesoe	220/352 X

D. 179,739	2/1957	McClelland	D23/41
D. 181,332	11/1957	Anderson	D23/41
D. 186,915	12/1959	Nettles	D23/41
D. 211,875	8/1968	Porter	D23/41
D. 234,081	1/1975	Kish	D23/43

*Primary Examiner*—James R. Largen  
*Attorney, Agent, or Firm*—Raymond A. Robic

[57] **CLAIM**

The ornamental design for a collar for gas tank filling pipes of service stations, substantially as shown and described.

**DESCRIPTION**

FIG. 1 is a top perspective view of a collar for gas tank filling pipes of service stations, showing my new design; FIG. 2 is a bottom perspective view thereof; FIG. 3 is a top plan view thereof; FIG. 4 is an elevational view taken from one side thereof, the opposite side being the same as the side shown; and FIG. 5 is a front elevational view thereof, the rear being the same as the front shown.

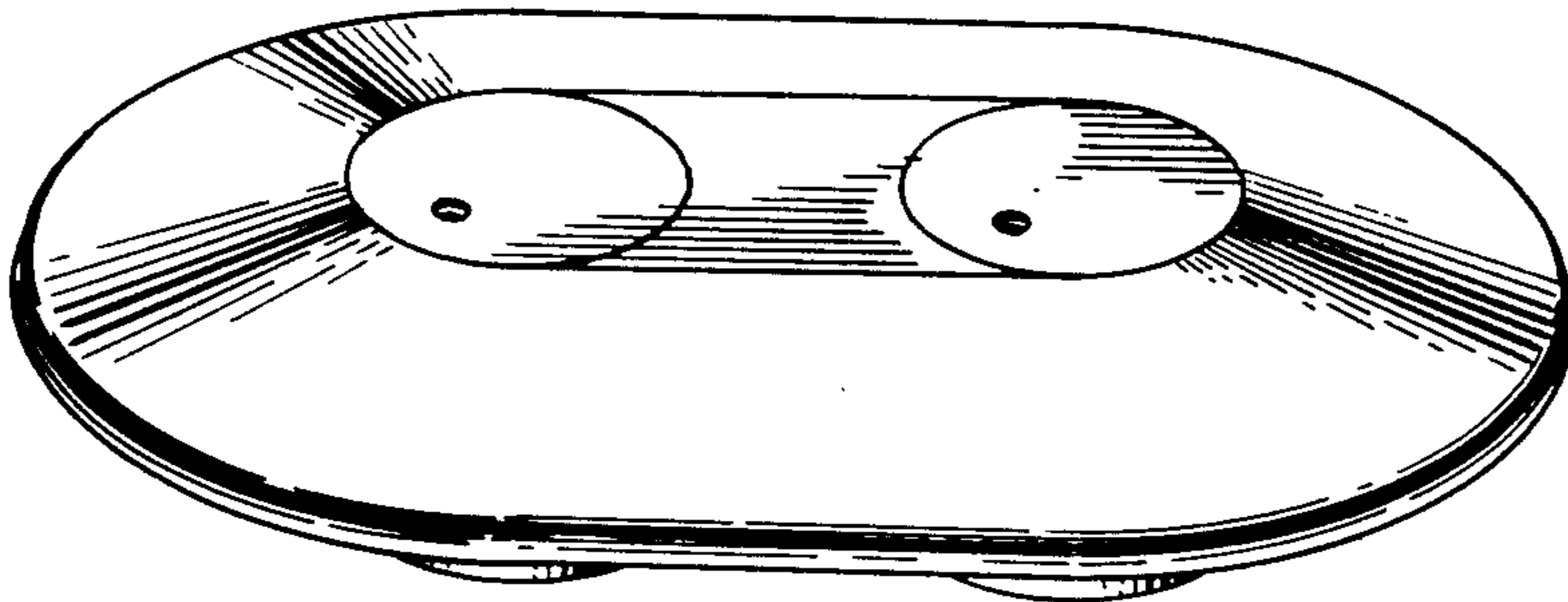


FIG. 1


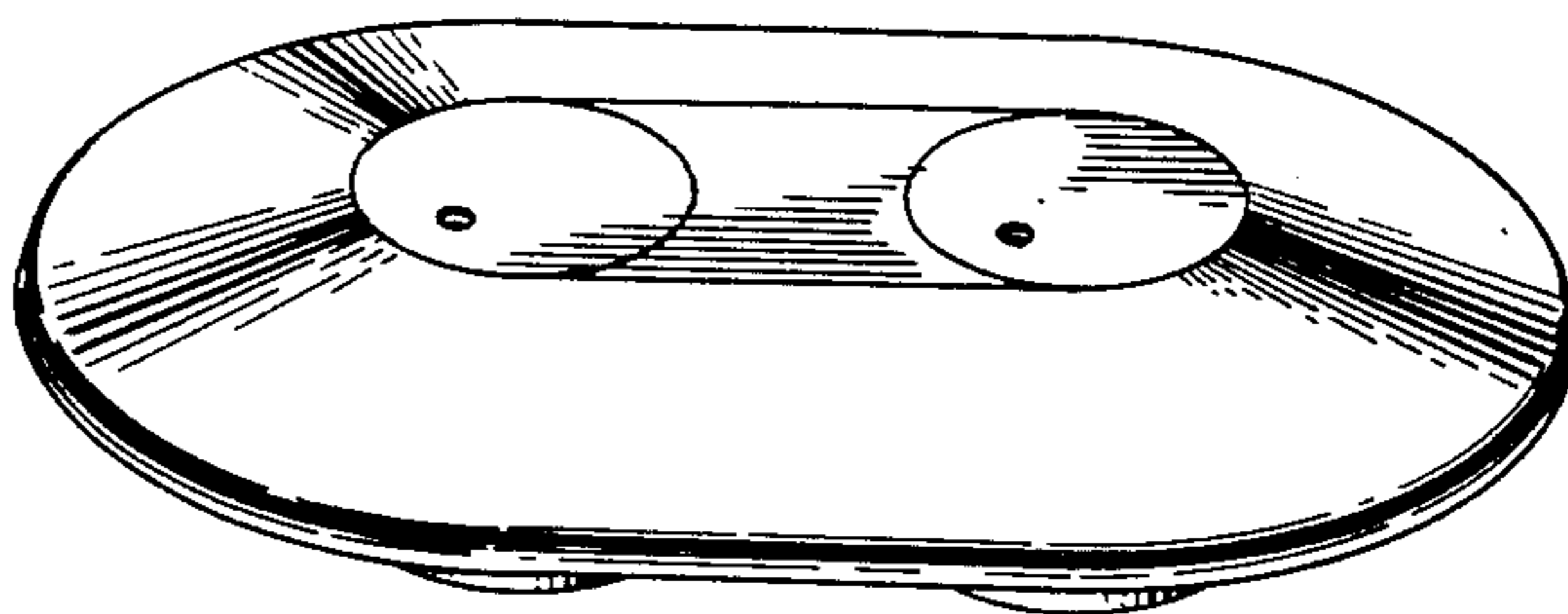


FIG. 2

FIG. 3

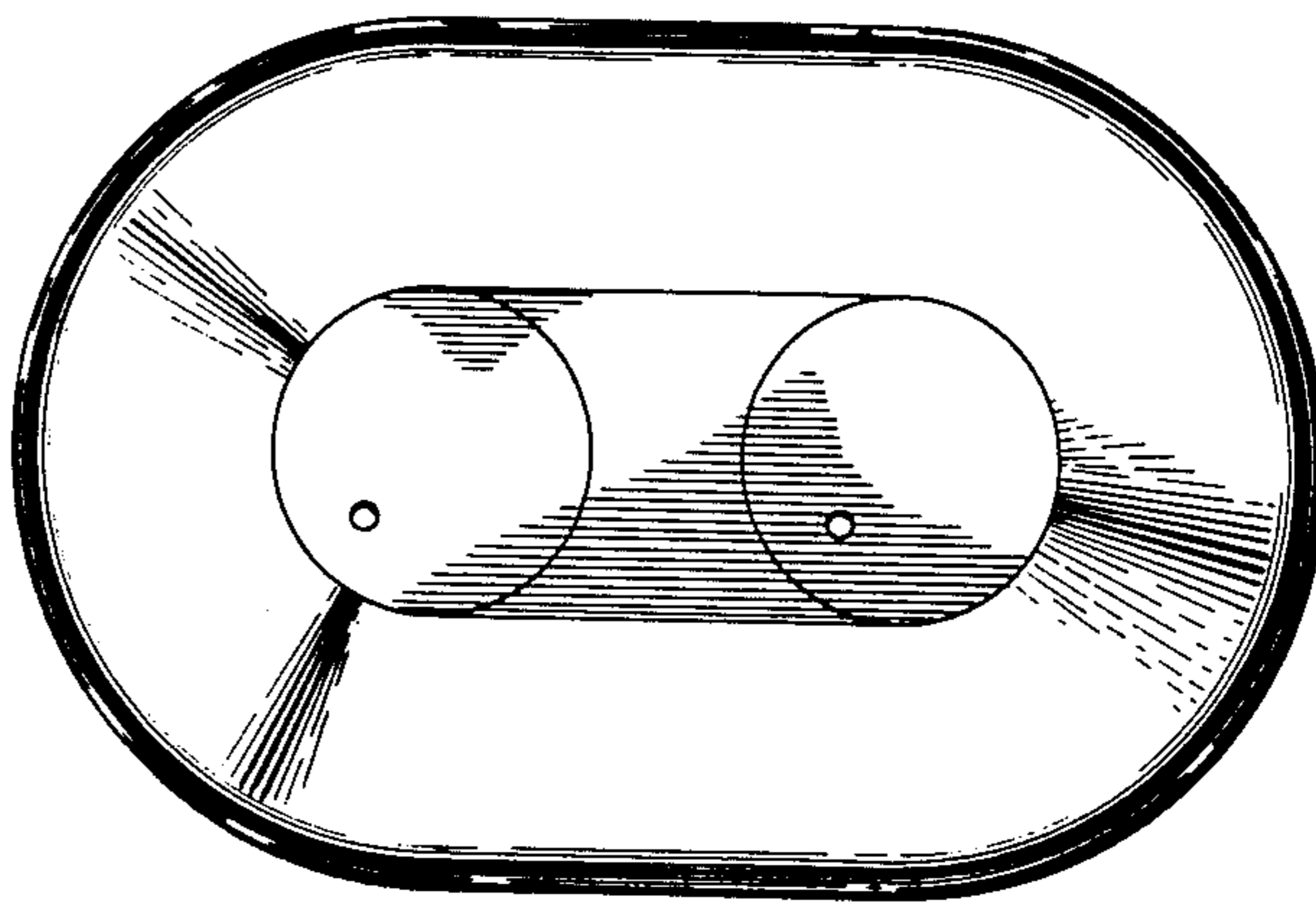


FIG. 4





FIG. 5