

[54] COMBINED STOOL AND PERISCOPE

[76] Inventor: Richard T. Tosaw, P.O. Box 888, Modesto, Calif. 95353

[\*\*] Term: 14 Years

[21] Appl. No.: 691,000

[22] Filed: May 28, 1976

[51] Int. Cl. .... D6-01

[52] U.S. Cl. .... D6/74

[58] Field of Search ..... D6/4, 74, 26, 32, 64, D6/47, 74; D16/48; D34/5 GT X

[56] References Cited

U.S. PATENT DOCUMENTS

D. 236,284	8/1975	Miller .....	D16/48
D. 236,300	8/1975	Hartinger .....	D6/26
D. 243,295	2/1977	Hartinger .....	D6/26

Primary Examiner—Bruce W. Dunkins  
Attorney, Agent, or Firm—Robert W. Fulwider

[57] CLAIM

The ornamental design for a combined stool and periscope, as shown and described.

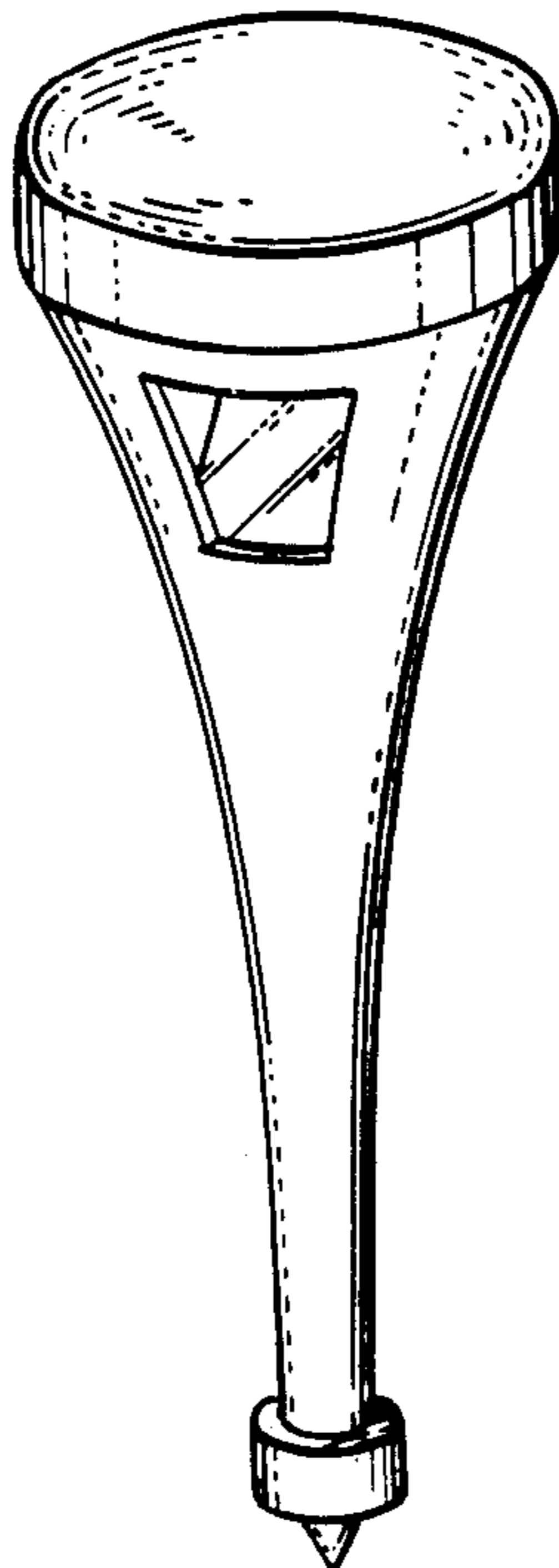
DESCRIPTION

FIG. 1 is a front elevational perspective view of a combined stool and periscope embodying my new design, showing the upper periscope aperture and the angularly disposed mirror within the hollow column in alignment with said upper aperture;

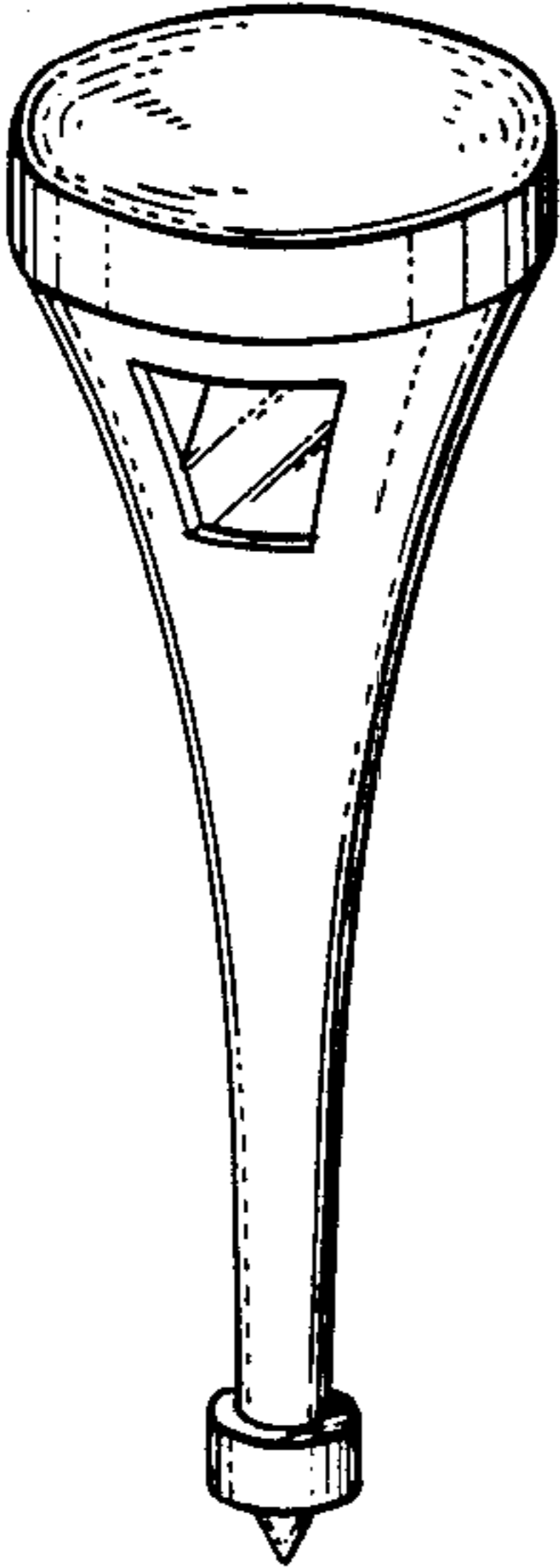
FIG. 2 is a rear elevational view of the stool showing the lower periscope aperture and the angularly disposed mirror within the hollow column in alignment with said lower aperture.

FIG. 3 is a top plan view of the stool; and

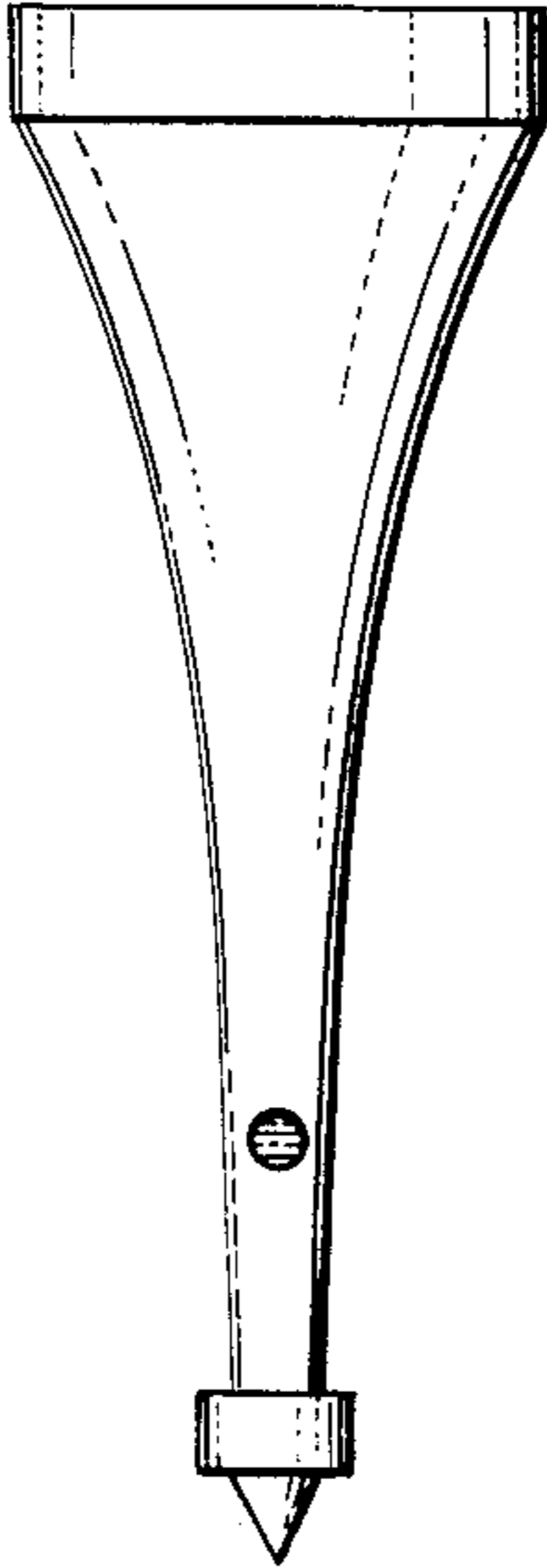
FIG. 4 is a bottom plan view of same.



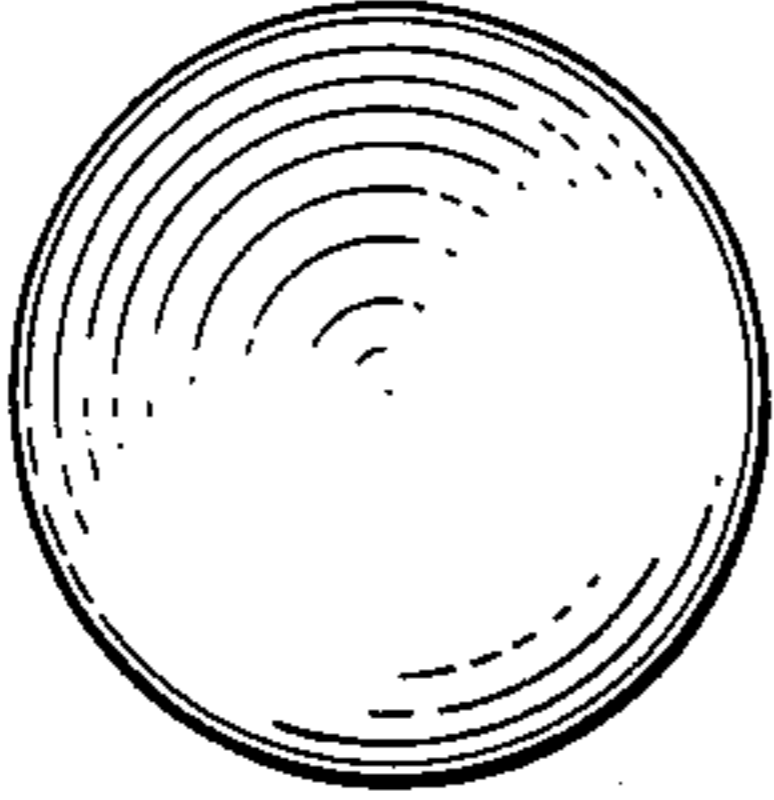
*Fig. 1*



*Fig. 2*



*Fig. 3*



*Fig. 4*

