

[54] **COMBINED TAXI LIGHT AND ILLUMINATED ADVERTISEMENT DISPLAY**

[75] Inventor: **James Rembrandt George**, Garden City, N.Y.

[73] Assignee: **Vango Media, Inc.**, New York, N.Y.

[\*\*] Term: **14 Years**

[21] Appl. No.: **613,046**

[22] Filed: **Sept. 15, 1975**

[51] Int. Cl. .... **D26-06; D20-03**

[52] U.S. Cl. .... **D48/32 R**

[58] Field of Search ..... **D48/32 R; D10/114; D96/12 R; 240/7.1 R; 340/84, 87; 40/129 R, 129 C**

[56] **References Cited**

**U.S. PATENT DOCUMENTS**

|            |        |            |          |
|------------|--------|------------|----------|
| 2,270,377  | 1/1942 | McLaughlin | 40/129 C |
| 2,942,367  | 6/1960 | Lee et al. | 40/129 C |
| D. 153,969 | 5/1949 | Murray     | D48/32 R |

|            |        |              |          |
|------------|--------|--------------|----------|
| D. 154,947 | 8/1949 | Moore et al. | D48/32 R |
| D. 200,345 | 2/1965 | Gosswiller   | D48/32 R |

*Primary Examiner*—Susan J. Lucas  
*Attorney, Agent, or Firm*—Willis H. Taylor, Jr.

[57] **CLAIM**

The ornamental design for a combined taxi light and illuminated advertisement display, substantially as shown and described.

**DESCRIPTION**

FIG. 1 is a front perspective view of a combined taxi light and illuminated advertisement display showing my new design.

FIG. 2 is a front elevational view on an enlarged scale. FIG. 3 is a rear elevational view thereof on an enlarged scale.

FIG. 4 is a side elevational view thereof on an enlarged scale.

FIGS. 5 and 6 are respectively top and bottom plan views on an enlarged scale.

The details of the structure interiorly of the transparent lens, as illustrated in FIG. 1, have been omitted in FIG. 5.




FIG. 1




FIG. 2



FIG. 3




FIG. 4

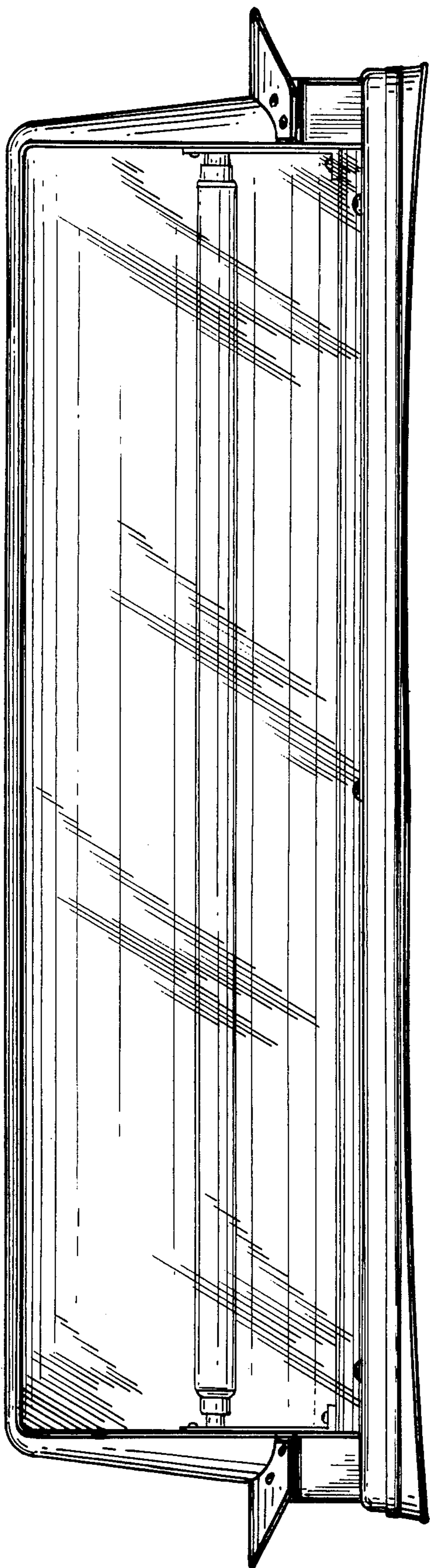


FIG. 5

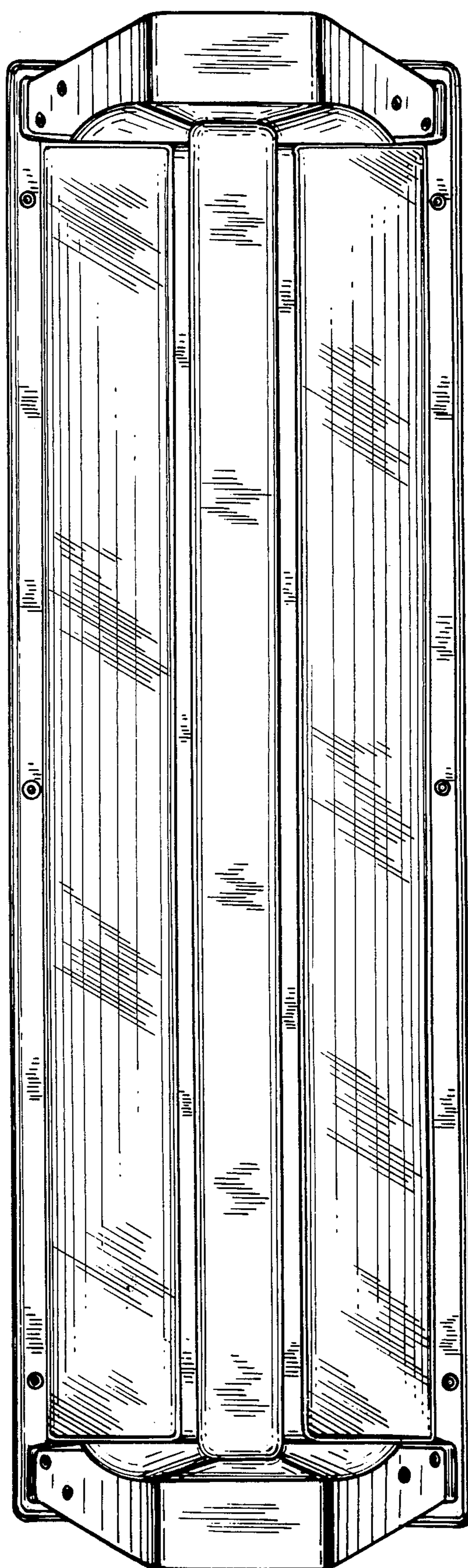


FIG. 6

