

United States Patent [19]

Thede

[11] **Des. 245,916**

[45] ** **Sept. 27, 1977**

[54] **LAWN SPRINKLER VALVE HANDLE**

[76] **Inventor: Robert W. Thede, 1740 N. Catalina St., Burbank, Calif. 91505**

[**] **Term: 14 Years**

[21] **Appl. No.: 705,068**

[22] **Filed: July 14, 1976**

[51] **Int. Cl. D23—01**

[52] **U.S. Cl. D23/28**

[58] **Field of Search D23/28-31; D25/38, 53; 251/292; 137/368, 369; 239/201**

[56] **References Cited**

U.S. PATENT DOCUMENTS

729,672	6/1903	Sack	251/292 X
1,410,846	3/1922	Stewart	251/292 X
1,569,644	1/1926	Taylor	251/292

1,962,534	6/1934	Sweetland	239/201
D. 157,052	1/1950	Kaplan et al.	D25/38 X
D. 177,963	6/1956	Cutler	D25/53
D. 178,173	7/1956	Curtzo	D25/53
D. 203,148	12/1965	Kaisor	D23/28

Primary Examiner—James R. Largen
Attorney, Agent, or Firm—Roger A. Marrs

[57] **CLAIM**

The ornamental design for lawn sprinkler valve handle, substantially as shown and described.

DESCRIPTION

FIG. 1 is a front elevational view showing my new design for a lawn sprinkler valve handle; FIG. 2 is a side elevational view thereof; FIG. 3 is a front elevational view of a modified form of the lawn sprinkler valve handle shown in FIG. 1; and FIG. 4 is a side elevational view of FIG. 4.




Fig. 1




Fig. 2



Fig. 3

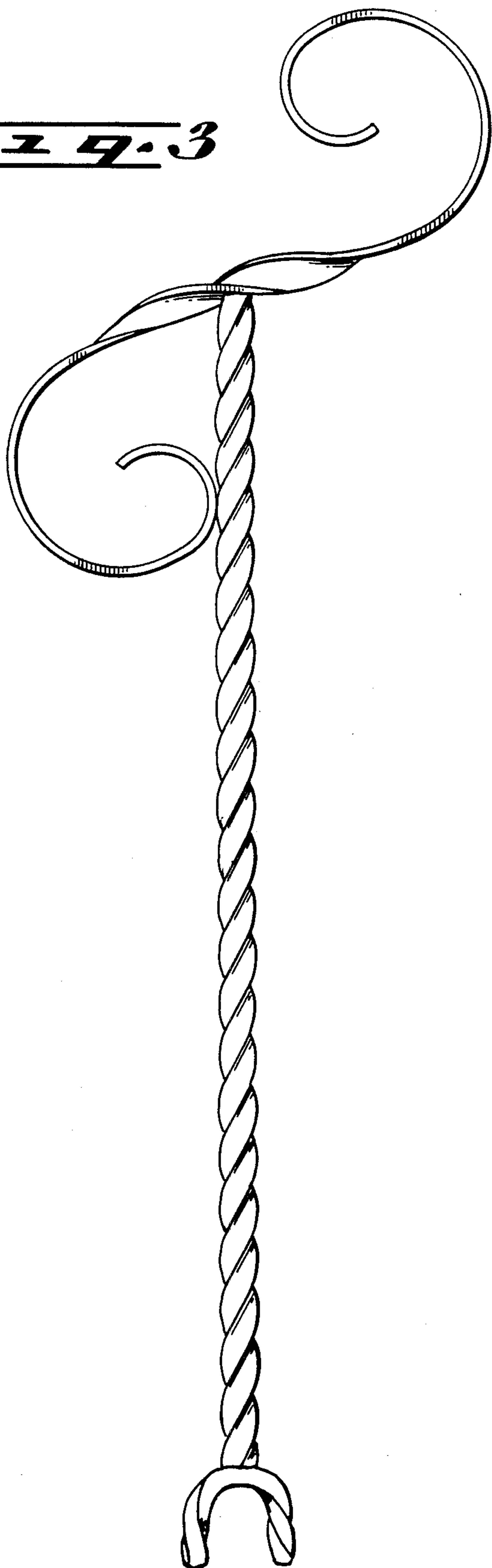


Fig. 4

