

[54] CASING FOR AN ELECTRONIC WRISTWATCH OR THE LIKE

[75] Inventor: Brent Nilson, San Jose, Calif.

[73] Assignee: Fairchild Camera and Instrument Corporation, Mountain View, Calif.

[\*\*] Term: 14 Years

[21] Appl. No.: 625,428

[22] Filed: Oct. 24, 1975

[51] Int. Cl. .... D10-02

[52] U.S. Cl. .... D10/38

[58] Field of Search ..... D10/30-39, D10/15, 38; 58/50 R, 50 A, 53-56, 88 R, 88 G, 152 R

[56] References Cited

U.S. PATENT DOCUMENTS

- D. 238,254 12/1975 Sulek ..... D10/38
- D. 238,759 2/1976 Sulek ..... D10/38

OTHER PUBLICATIONS

Home Furnishings Daily, Dec. 22, 1975 — watch at bottom-left.

European Jeweler — July 1972, p. 82 — watch at bottom.

Primary Examiner—Nelson C. Holtje

Attorney, Agent, or Firm—Alan H. MacPherson

[57] CLAIM

The ornamental design for a casing for an electronic wristwatch or the like, as shown and described.

DESCRIPTION


FIG. 1 is a top plan view of the casing for an electronic wristwatch or the like, showing my new design;

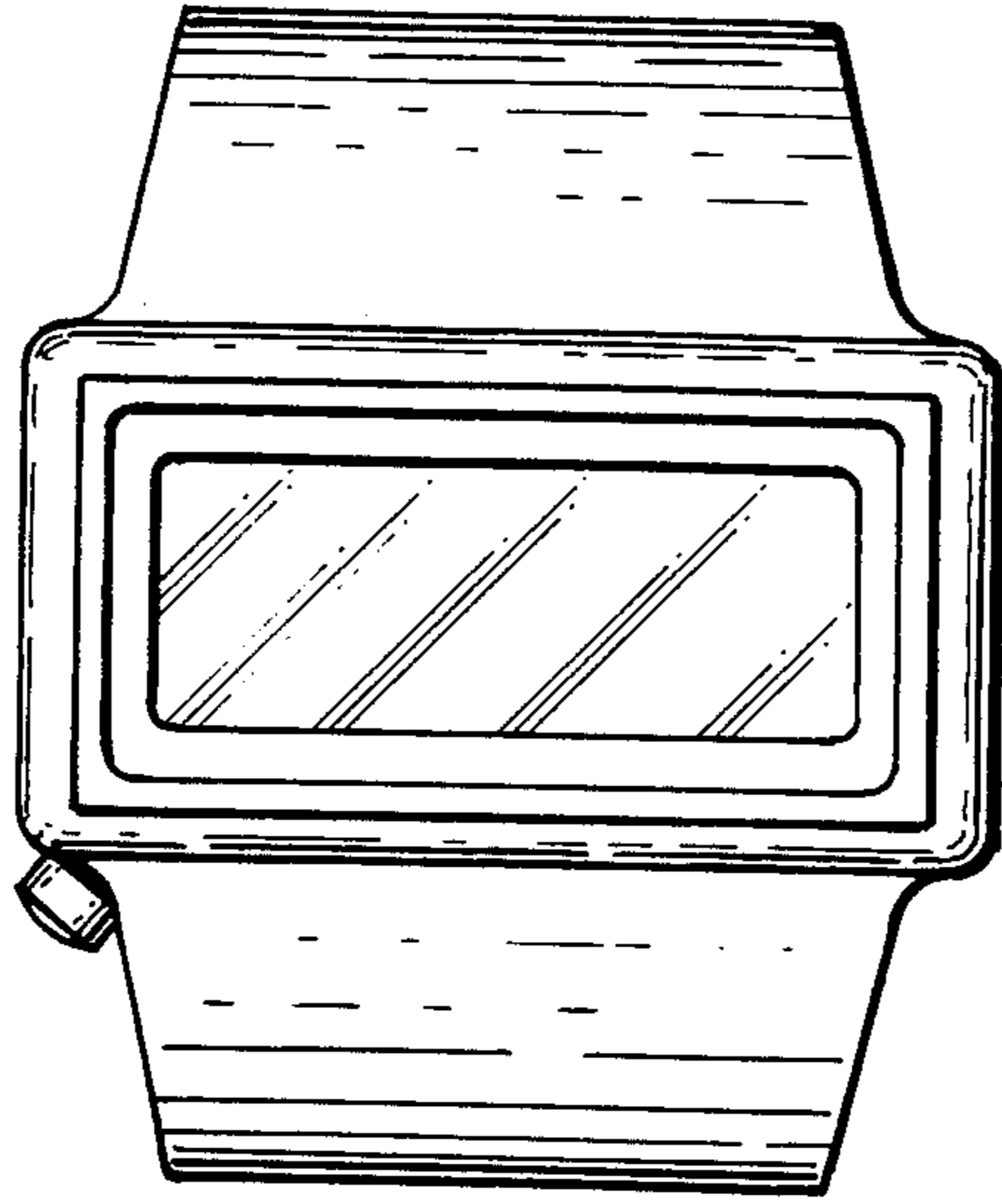
FIG. 2 is an end elevational view thereof, the other end elevational view being a substantially mirror image thereof but lacking the button shown in this Figure;

FIG. 3 is a side elevational view thereof, the other side elevational being a substantially mirror image thereof but lacking the button shown in this Figure;


FIG. 4 is a bottom view thereof;

FIG. 5 is a front perspective view thereof, including a ghost-line rendition of a typical band attached to the casing.






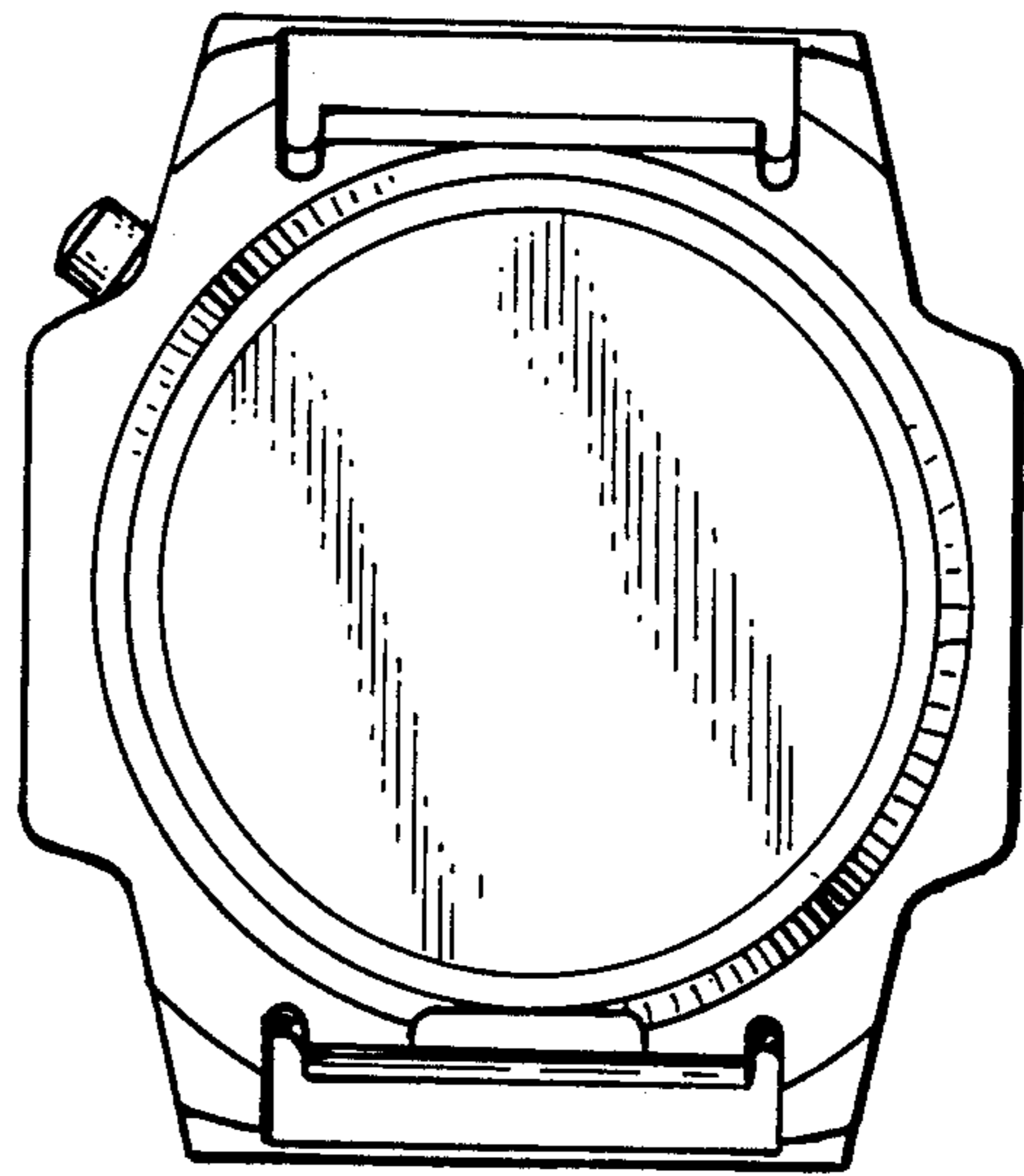
*Fig. 1*




*Fig. 2*



*Fig. 3*



*Fig. 4*



*Fig. 5*