

[54] **COMBINED STORAGE RACK FOR SKIS AND SKI POLES**

[76] Inventor: Wyett M. Yocum, 5025 Dixon Line Way, Sacramento, Calif. 95821

[**] Term: 14 Years

[21] Appl. No.: 693,087

[22] Filed: June 4, 1976

[51] Int. Cl. D6-04; D6-08

[52] U.S. Cl. D6/113

[58] Field of Search D6/85, 88, 113, 114, D6/116, 117, 118, 120, 122, 123, 125, 127, 129, 130, 132, 137, 247, 256; D8/233, 246; 211/13, 40, 60 SK, 60 R, 87

[56] **References Cited**

U.S. PATENT DOCUMENTS

1,706,887	3/1929	Knostman	D6/247
2,096,717	10/1937	Hille	D6/247
3,893,606	7/1975	Hofmann	211/60 SK

D. 193,746	10/1962	Cohen	D6/247
D. 233,495	11/1974	Laterra	D6/130

FOREIGN PATENT DOCUMENTS

1,061,572	4/1954	France	D6/247
-----------	--------	--------	-------	--------

Primary Examiner—Wallace R. Burke

Assistant Examiner—B. J. Bullock

Attorney, Agent, or Firm—Robert G. West

[57] **CLAIM**

The ornamental design for a combined storage rack for skis and ski poles, as shown and described.

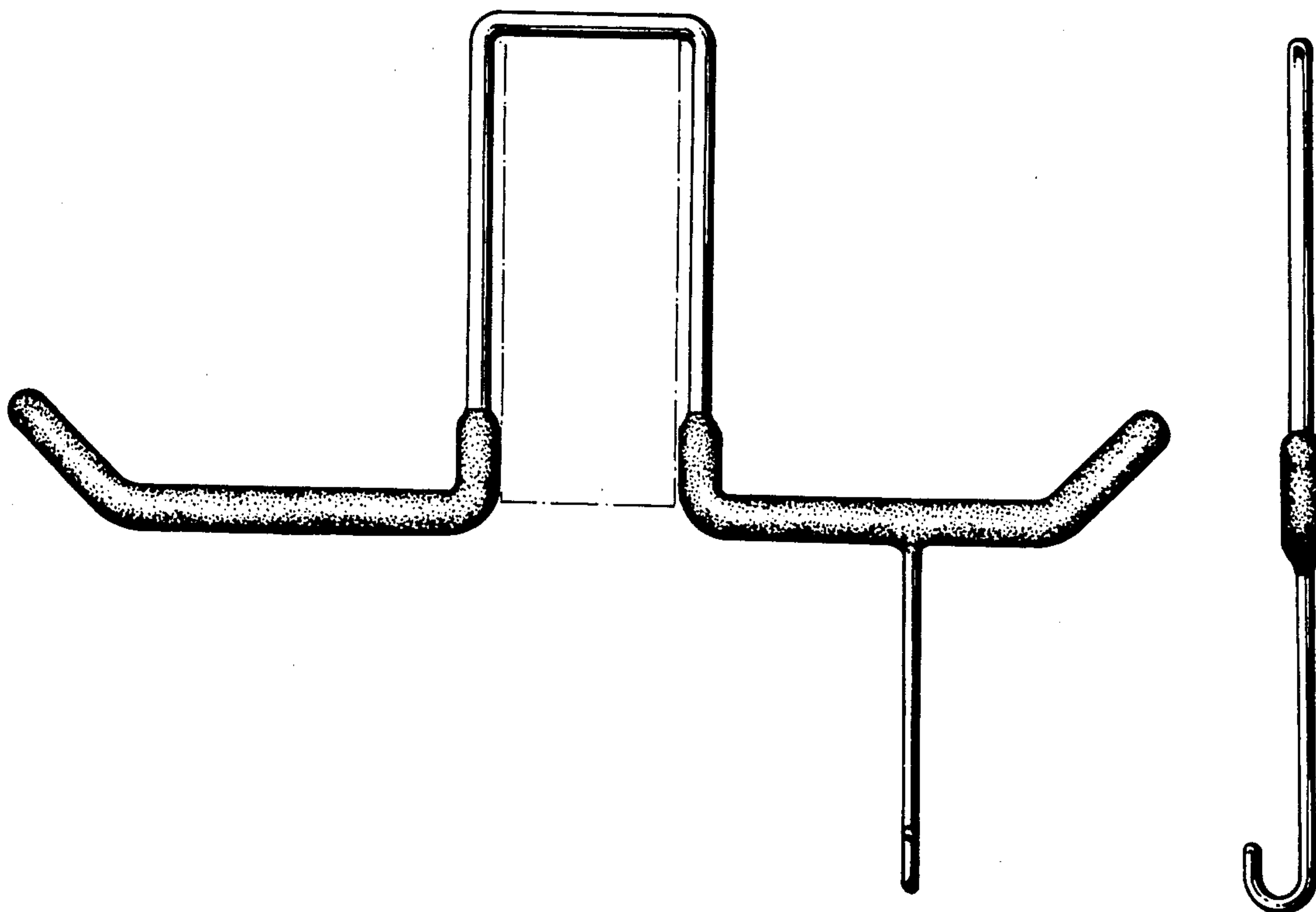
DESCRIPTION

FIG. 1 is a front elevational view of a combined storage rack for skis and ski poles showing my new design, the rear elevational view being a mirror image thereof, the broken line showing of an exposed tie beam of a gable roof is for illustrative purposes only;

FIG. 2 is a top plan view;

FIG. 3 is a bottom plan view; and,

FIG. 4 is a side elevational view taken from the right of FIG. 1, the side opposite being a mirror image thereof.



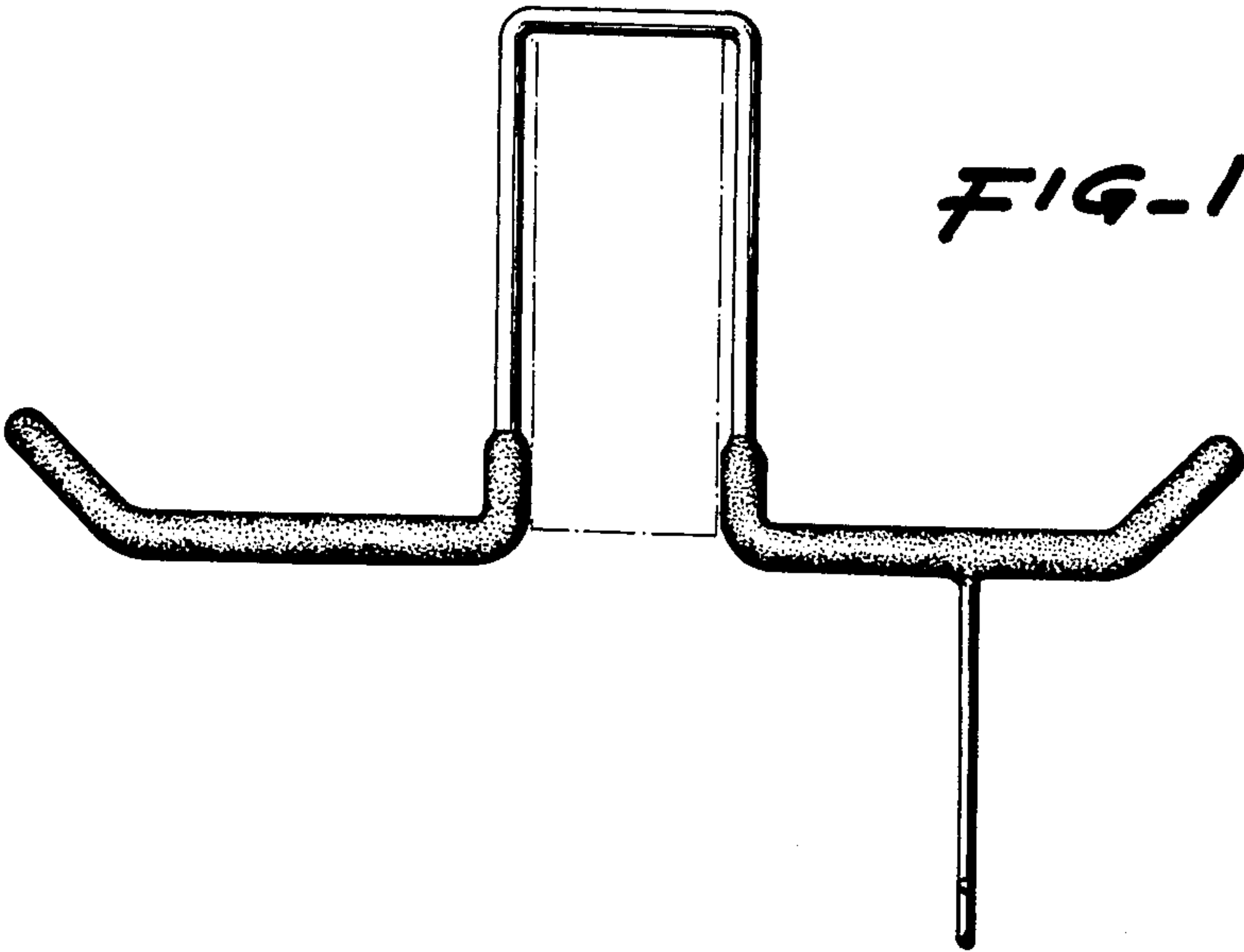


FIG-1

FIG-2




FIG-3

FIG-4

