

[54] TELEVISION RECEIVER

[75] Inventors: Melvin H. Boldt, Glenview; William M. Casnovsky, Palatine, both of Ill.

[73] Assignee: Zenith Radio Corporation, Glenview, Ill.

[\*\*] Term: 7 Years

[21] Appl. No.: 657,501

[22] Filed: Feb. 12, 1976

[51] Int. Cl. .... D14-03

[52] U.S. Cl. .... D14/80

[58] Field of Search ..... D14/1, 2, 5-7, D14/14, 16, 17, 19-21, 23-25, 31-37, 39, 40, 68-77, 79-82, 84, 99

[56] References Cited

U.S. PATENT DOCUMENTS

- D. 144,702 5/1946 Eckland ..... D14/79
- D. 229,443 11/1973 Boldt et al. .... D14/822

D. 239,325 3/1976 Boldt ..... D14/80

OTHER PUBLICATIONS

W. Bell & Co. '75 Internat'l. Gift Collect'n. Cat., © '74, p. 248, item "I." No. 635 29k 9488.  
Home Furnishings Daily, 10-1-75, p. 13, upper right corner TV's, item No. TR-622U.

Primary Examiner—Joel Stearman

Assistant Examiner—J. Corrigan


Attorney, Agent, or Firm—John J. Pederson

[57] CLAIM

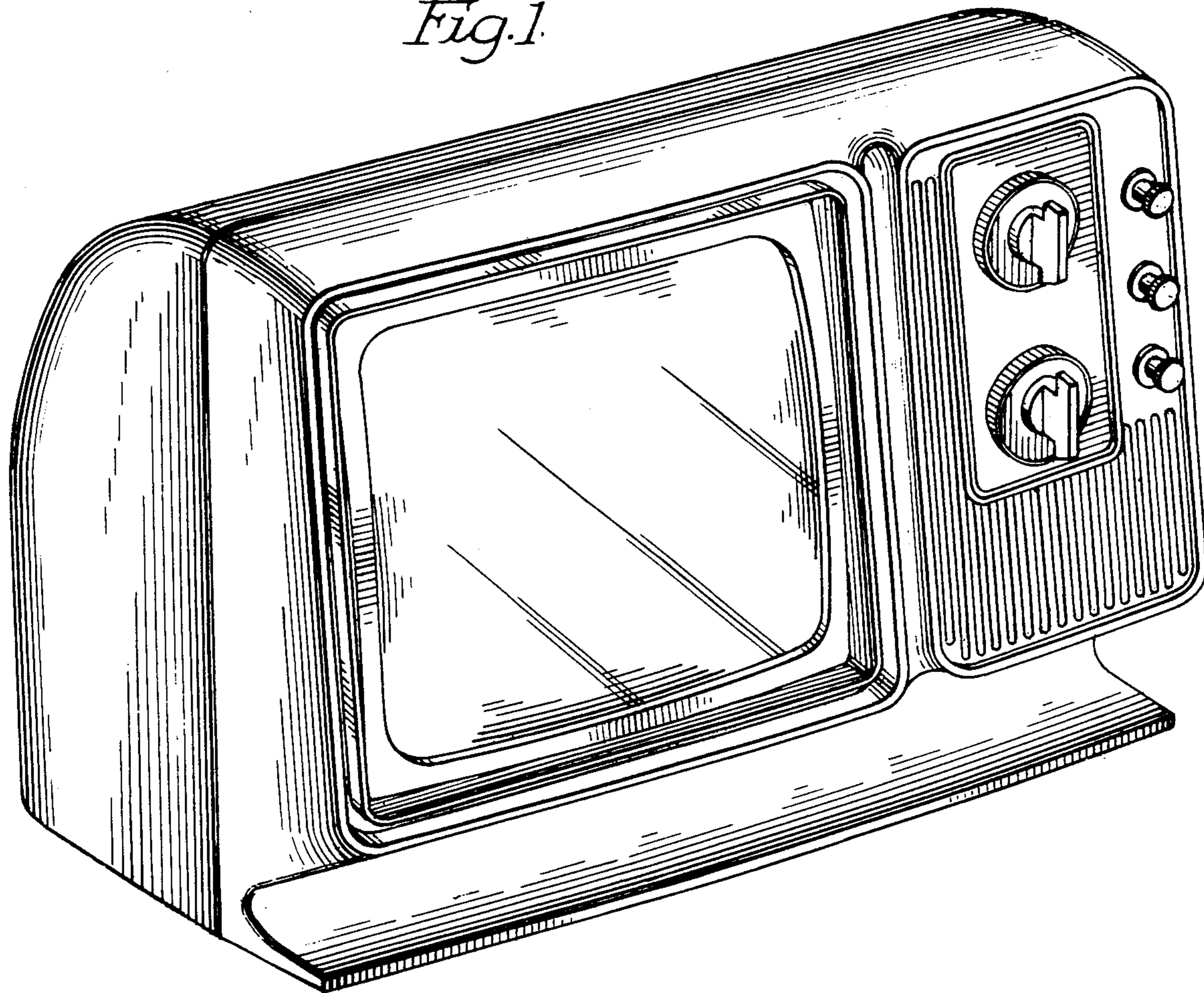
The ornamental design for a television receiver, substantially as shown and described.

DESCRIPTION

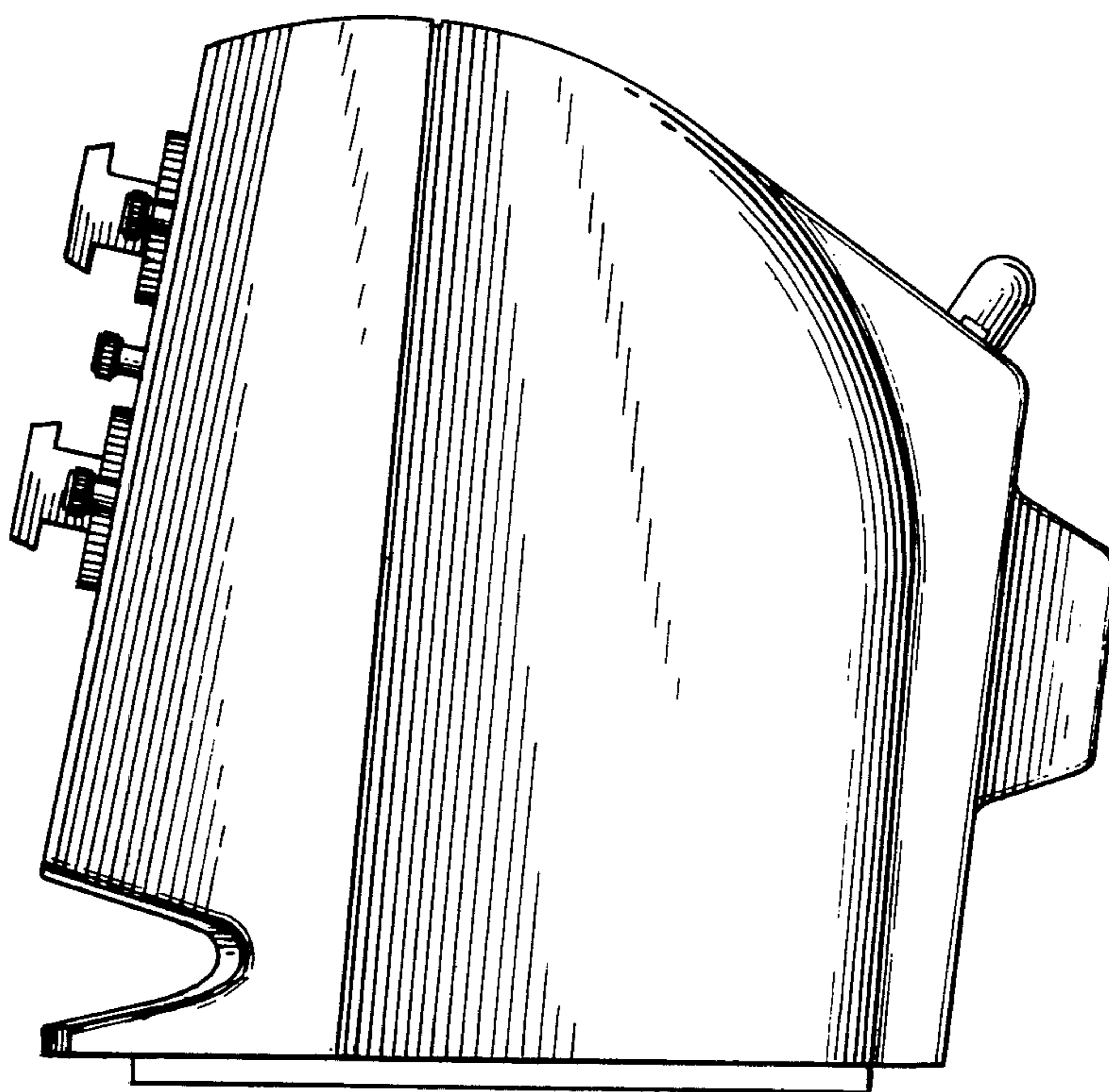
FIG. 1 is a front, top and left side perspective view of a television receiver showing my new design; FIG. 2 is a right side elevational view; FIG. 3 is a top plan view; and FIG. 4 is a rear elevational view.



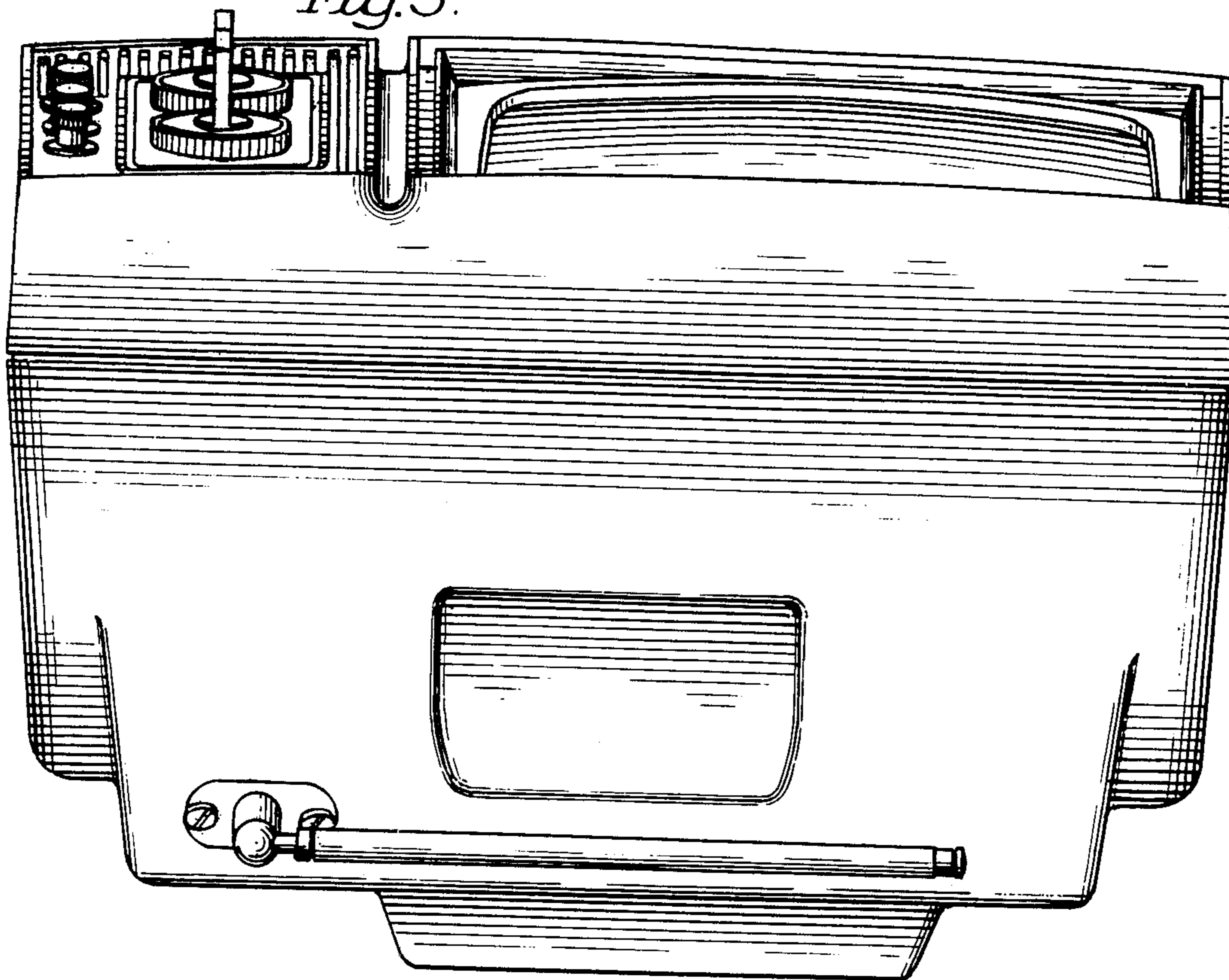
*Fig. 1.*



*Fig. 2.*



*Fig. 3.*



*Fig. 4.*

