

United States Patent [19] Harty, Jr.

[11] Des. 245,840

[45] ** Sept. 20, 1977

[54] COMBINED WHEEL AND HUB CAP

[75] Inventor: Millard Fillmore Harty, Jr.,
Bloomfield Hills, Mich.

[73] Assignee: Motor Wheel Corporation, Lansing,
Mich.

[**] Term: 14 Years

[21] Appl. No.: 666,593

[22] Filed: Mar. 15, 1976

Related U.S. Application Data

[62] Division of Ser. No. 291,304, Sept. 22, 1972, Pat. No.
Des. 239,267.

[51] Int. Cl. D12-16

[52] U.S. Cl. D12/209

[58] Field of Search D12/204, 206, 207, 209,
D12/211, 212; 301/6 CS, 37 SC, 37 P, 63 R, 64
R, 65, 108 R

[56] References Cited

U.S. PATENT DOCUMENTS

2,083,229 6/1937 Horn et al. D12/209

2,670,995	3/1954	Lyon	D12/209
D. 28,993	7/1898	Roberts	D12/207
D. 59,352	10/1921	House, Jr.	D12/207
D. 93,224	9/1934	Horn	D12/209
D. 93,769	11/1934	Horn	D12/211
D. 96,307	7/1935	Horn	D12/209
D. 99,328	4/1936	Hunt	D12/209
D. 223,534	5/1972	Reid	D12/209

FOREIGN PATENT DOCUMENTS

871,754 1/1942 France 301/64 R

Primary Examiner—Wallace R. Burke

Assistant Examiner—James M. Gandy

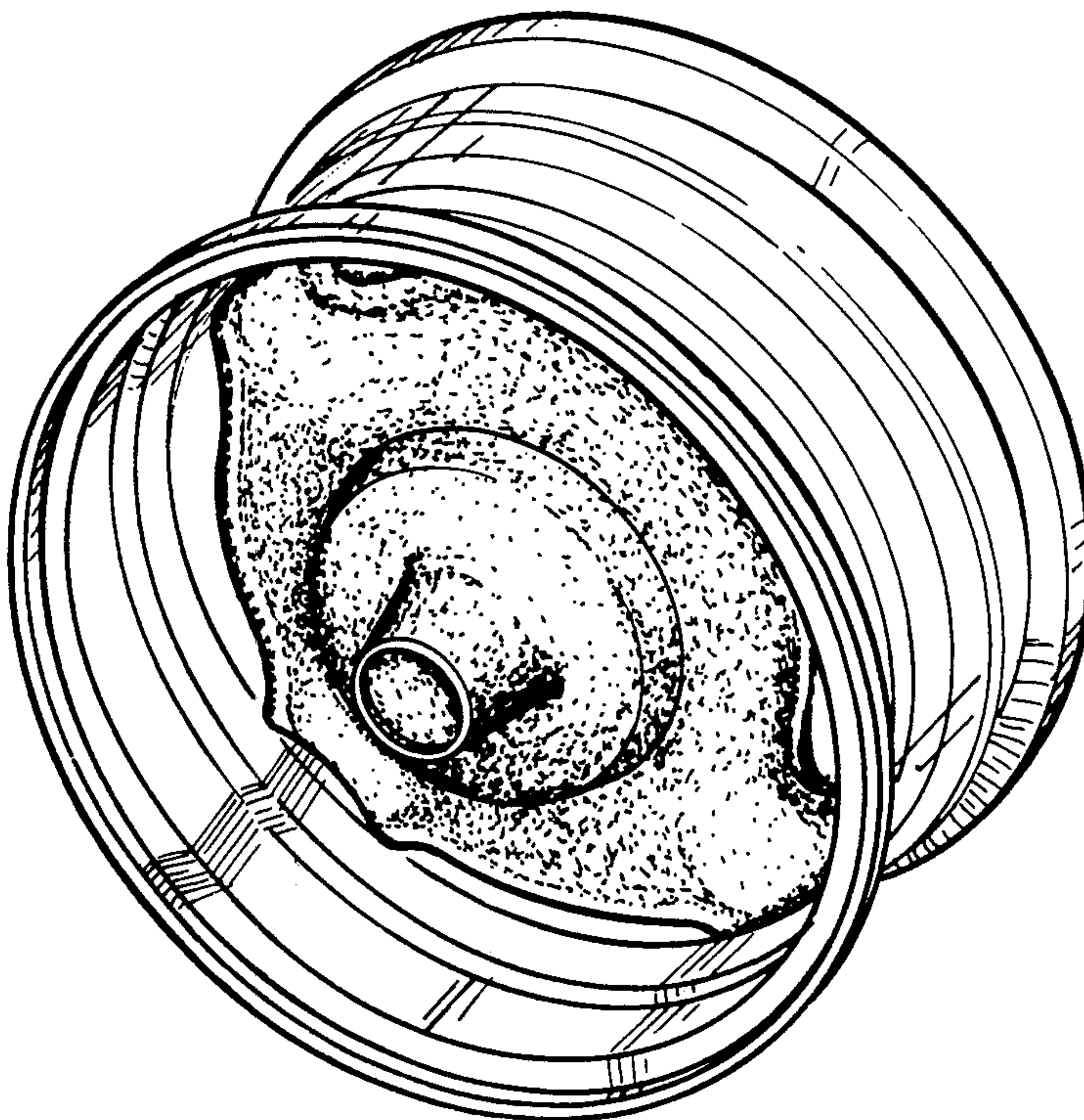
Attorney, Agent, or Firm—Arthur Raisch

[57] CLAIM

The ornamental design for a combined wheel and hub cap, substantially as shown and described.

DESCRIPTION

FIG. 1 is a front elevational view of a combined wheel and hub cap showing my new design;
FIG. 2 is a front perspective view thereof;
FIG. 3 is a rear elevational view thereof; and
FIG. 4 is a cross-sectional view thereof taken along the line 4—4 in FIG. 3.



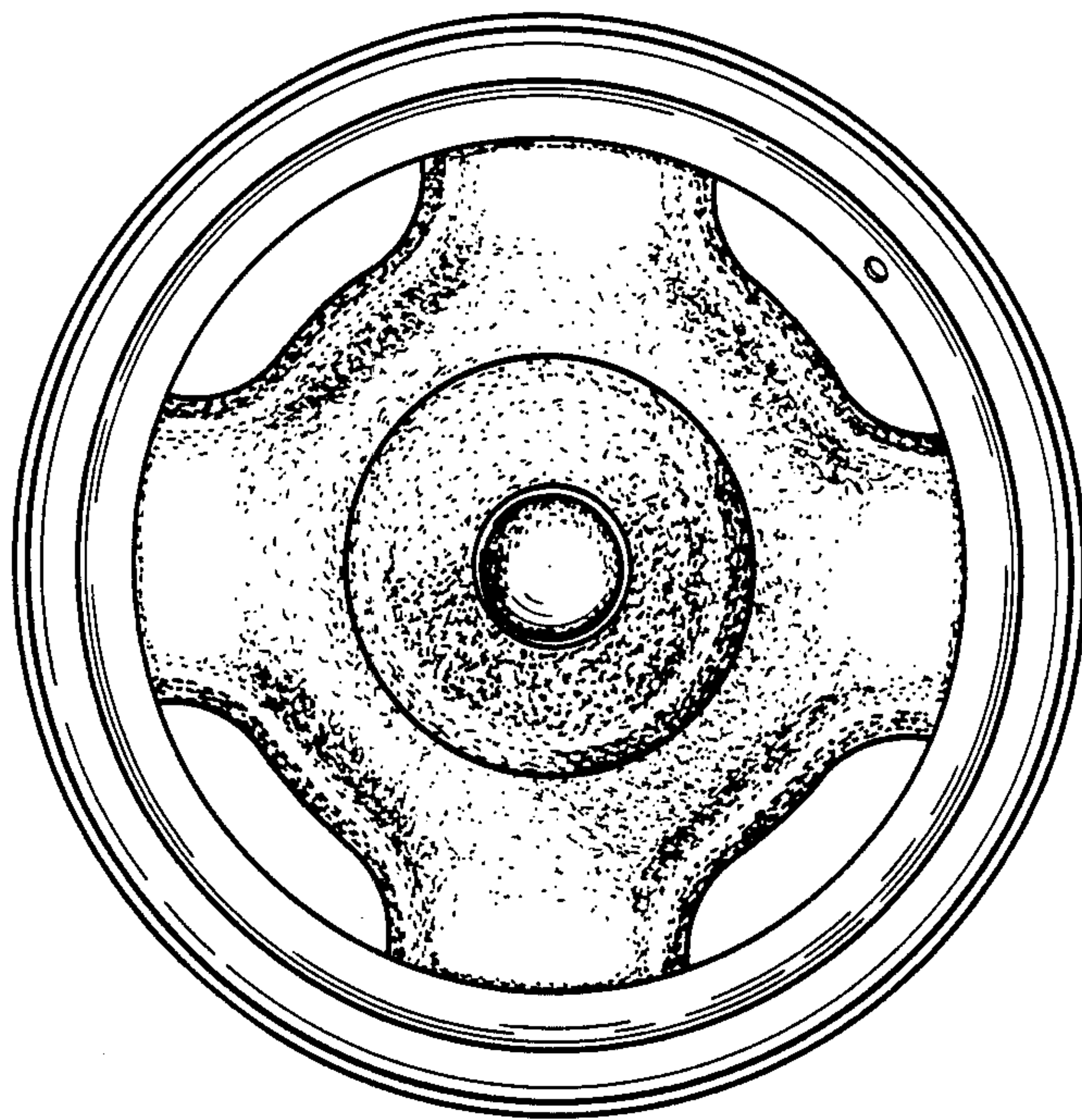


Fig-1

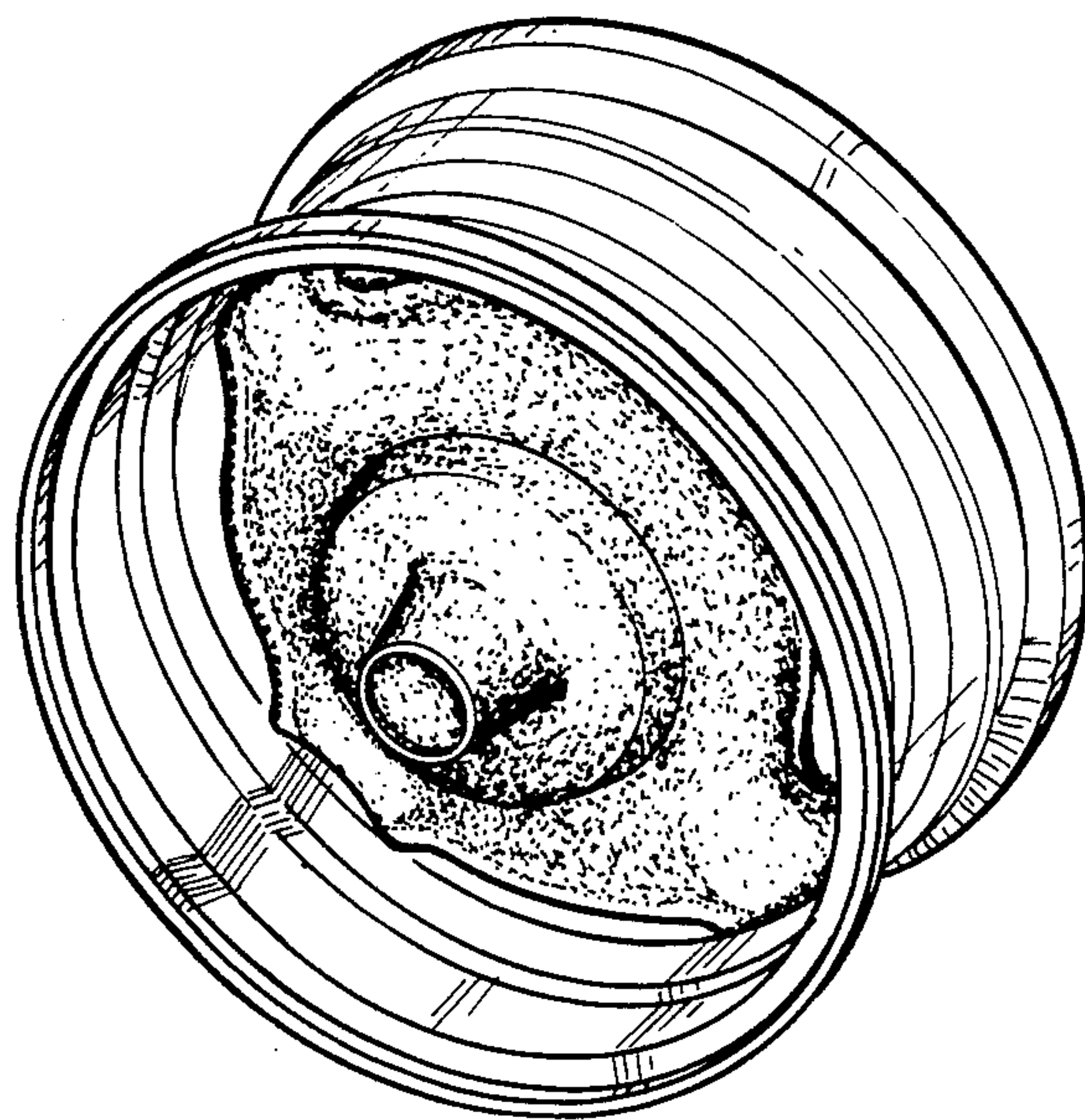


Fig-2

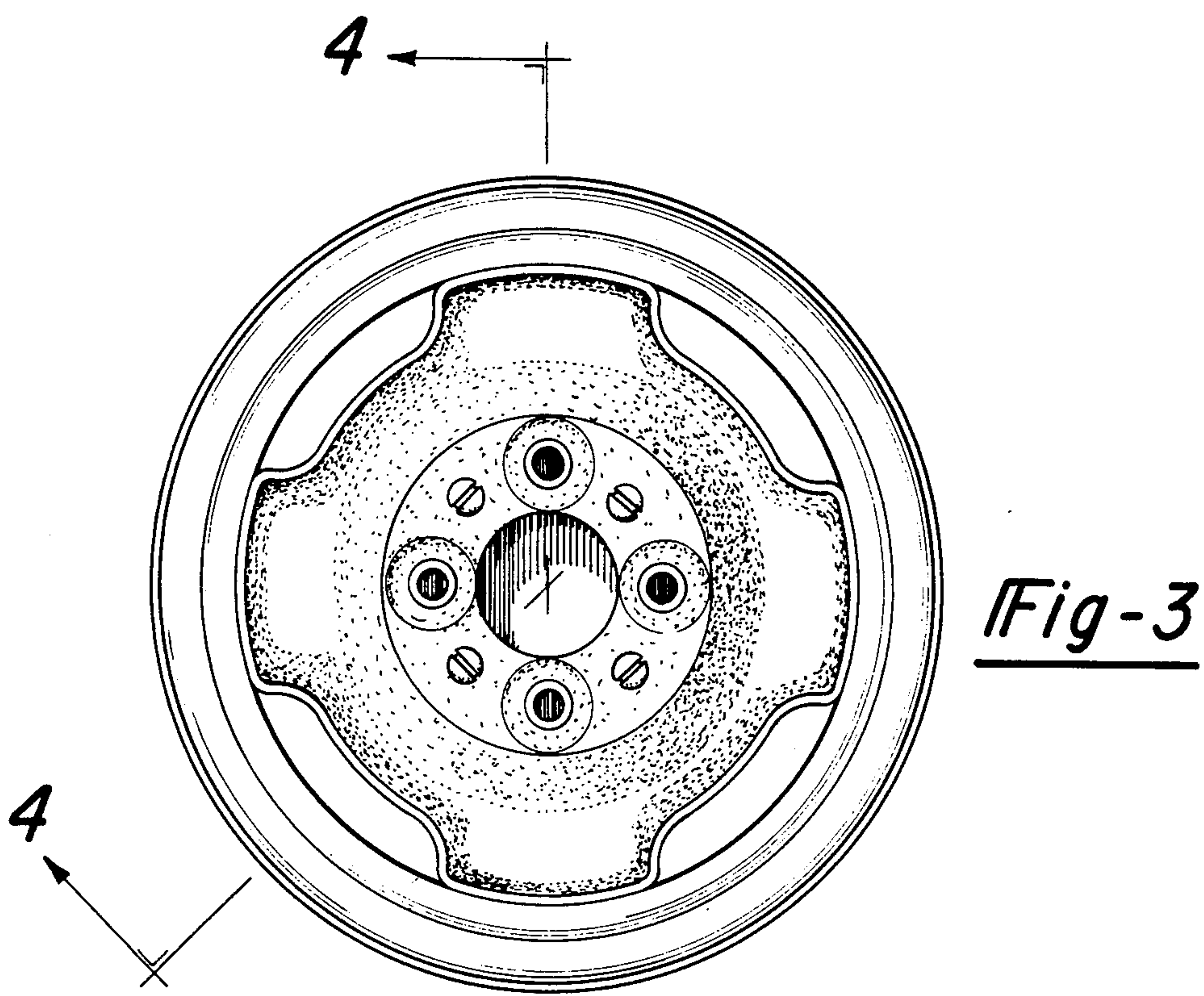


Fig-4

