

[54] COMBINED CLOCK FACE AND HANDS THEREFOR

[76] Inventor: Patricia K. Dystant, 23256 Ithaca St., Oak Park, Mich. 48237

[**] Term: 14 Years

[21] Appl. No.: 459,944

[22] Filed: Apr. 11, 1974

[51] Int. Cl. D10-07

[52] U.S. Cl. D10/125

[58] Field of Search D29/22; D10/1, 2, 21, D10/24-25, 31, 122-125; 58/126 R, 126 A, 127 R, 127 A, 152 R, 88; D6/234

[56] References Cited

U.S. PATENT DOCUMENTS

| | | | |
|------------|---------|---------------|--------|
| D. 3,396 | 3/1869 | Sadler | D6/234 |
| D. 35,935 | 6/1902 | Hammack | D6/234 |
| D. 129,998 | 10/1941 | Lamothe | D10/2 |
| D. 213,714 | 4/1969 | Summers | D10/2 |
| D. 213,843 | 4/1969 | Summers | D10/2 |
| D. 215,865 | 11/1969 | Edelman | D10/2 |
| D. 224,747 | 9/1972 | Daher | D10/25 |


Primary Examiner—Nelson C. Holtje
Attorney, Agent, or Firm—William T. Sevald

[57] CLAIM

The ornamental design for a combined clock face and hands therefor, as shown and described.

DESCRIPTION

FIG. 1 is a front elevational view of a combined clock face and hands therefor showing my new design, the rear being plain and unornamented; and FIG. 2 is a top left front perspective view thereof.



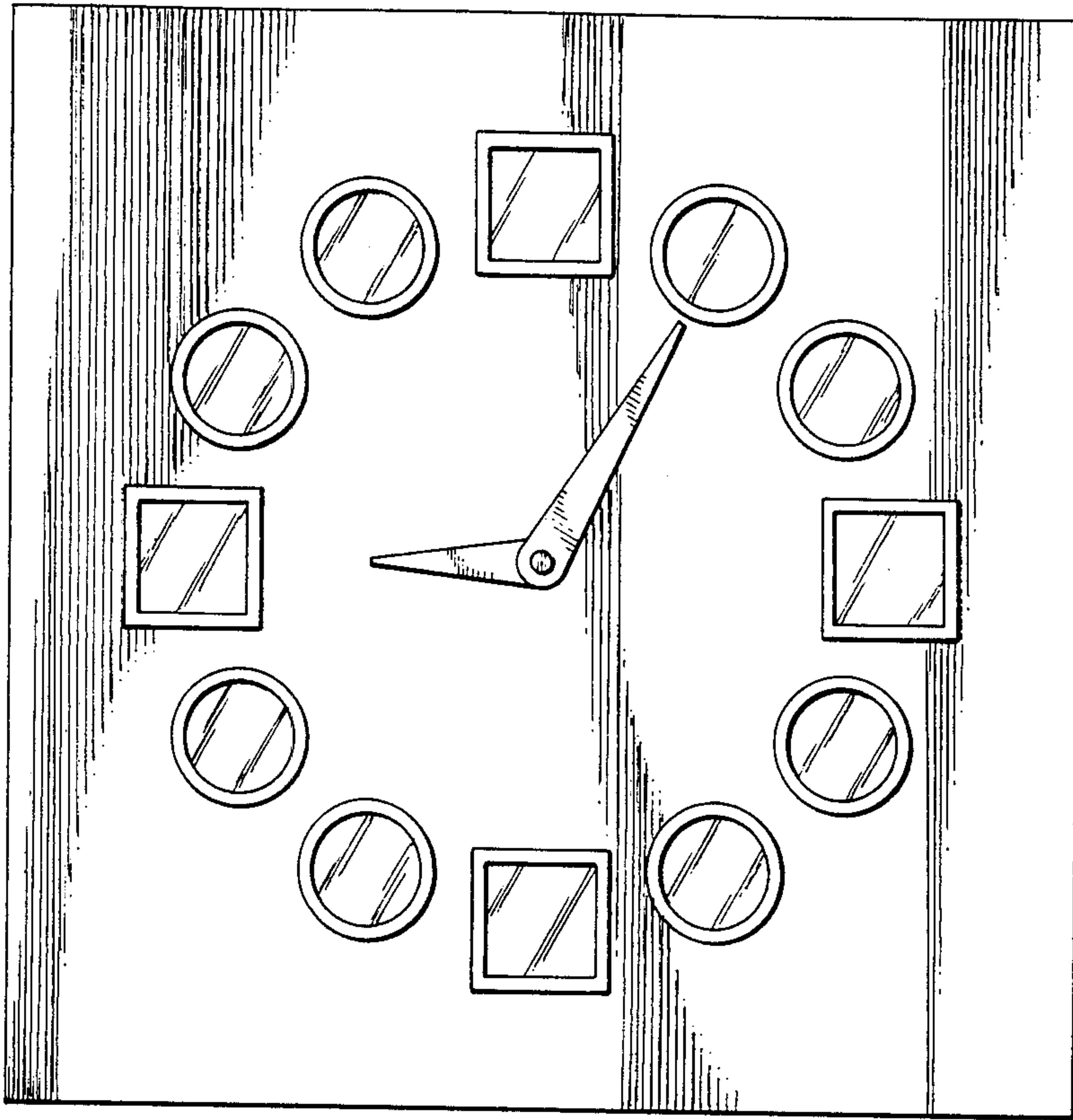


FIG. 1

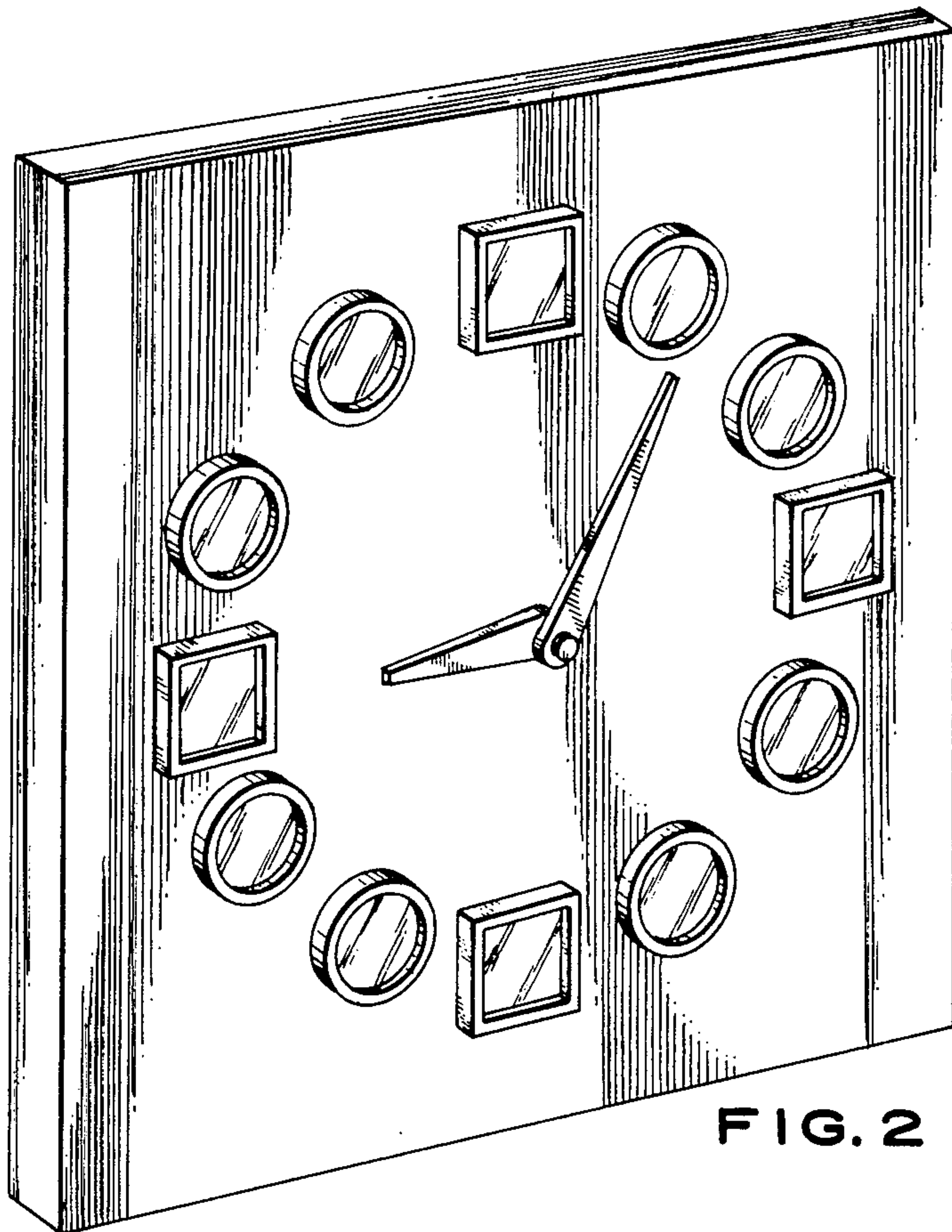


FIG. 2