

United States Patent [19]

Kitai

[11] **Des. 245,809**

[45] ** **Sept. 13, 1977**

[54] CASH REGISTER

[75] Inventor: **Isao Kitai**, Osaka, Japan

[73] Assignee: **Sharp Kabushiki Kaisha**, Osaka, Japan

[**] Term: **14 Years**

[21] Appl. No.: **598,857**

[22] Filed: **July 23, 1975**

[30] Foreign Application Priority Data

Jan. 27, 1975 Japan 50-3684

[51] Int. Cl. **D20-02**

[52] U.S. Cl. **D52/4 A**

[58] Field of Search **D52/4 R, 4 A; D32/2 C; D64/11 B; D26/5 C; 235/1 D**

[56]

References Cited

U.S. PATENT DOCUMENTS

D. 224,019 6/1972 Kalvitis D26/5 C
D. 231,609 5/1974 VanDenBroek D32/2 C
D. 233,062 10/1974 Maeda D52/4 A

Primary Examiner—Nelson C. Holtje
Attorney, Agent, or Firm—Paul D. Flehr

[57]

CLAIM

The ornamental design for a cash register, as shown and described.

DESCRIPTION

FIG. 1 is a top front and left side perspective view of a cash register showing my new design in an operative condition with a typical digital display;

FIG. 2 is a top plan view thereof;


FIG. 3 is a front elevational view thereof;

FIG. 4 is a rear elevational view thereof;

FIG. 5 is a right side elevational view thereof;

FIG. 6 is a left side elevational view thereof;

FIG. 7 is a bottom plan view thereof.






FIG.—1




FIG.—2

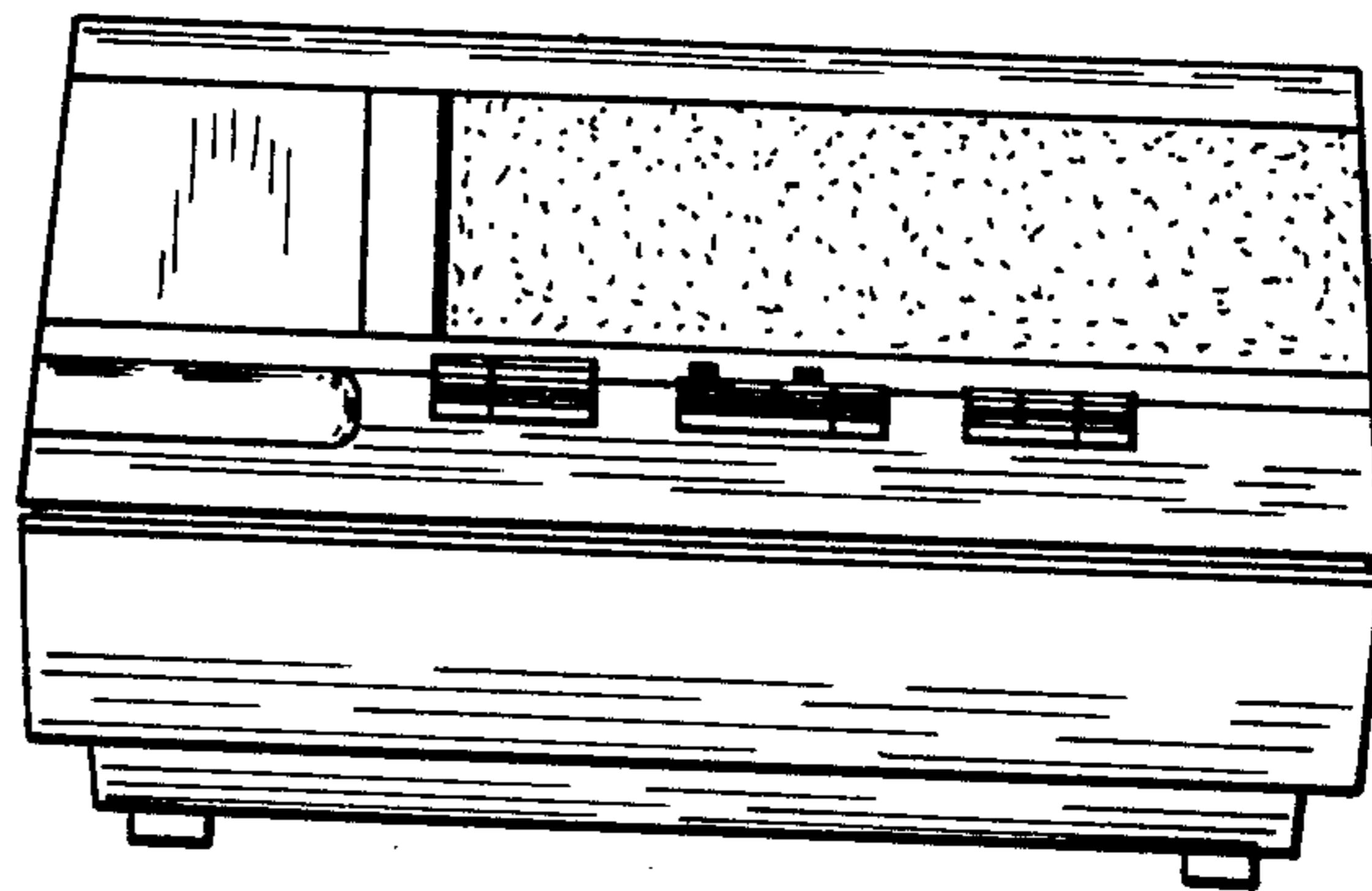


FIG.—3




FIG.—4

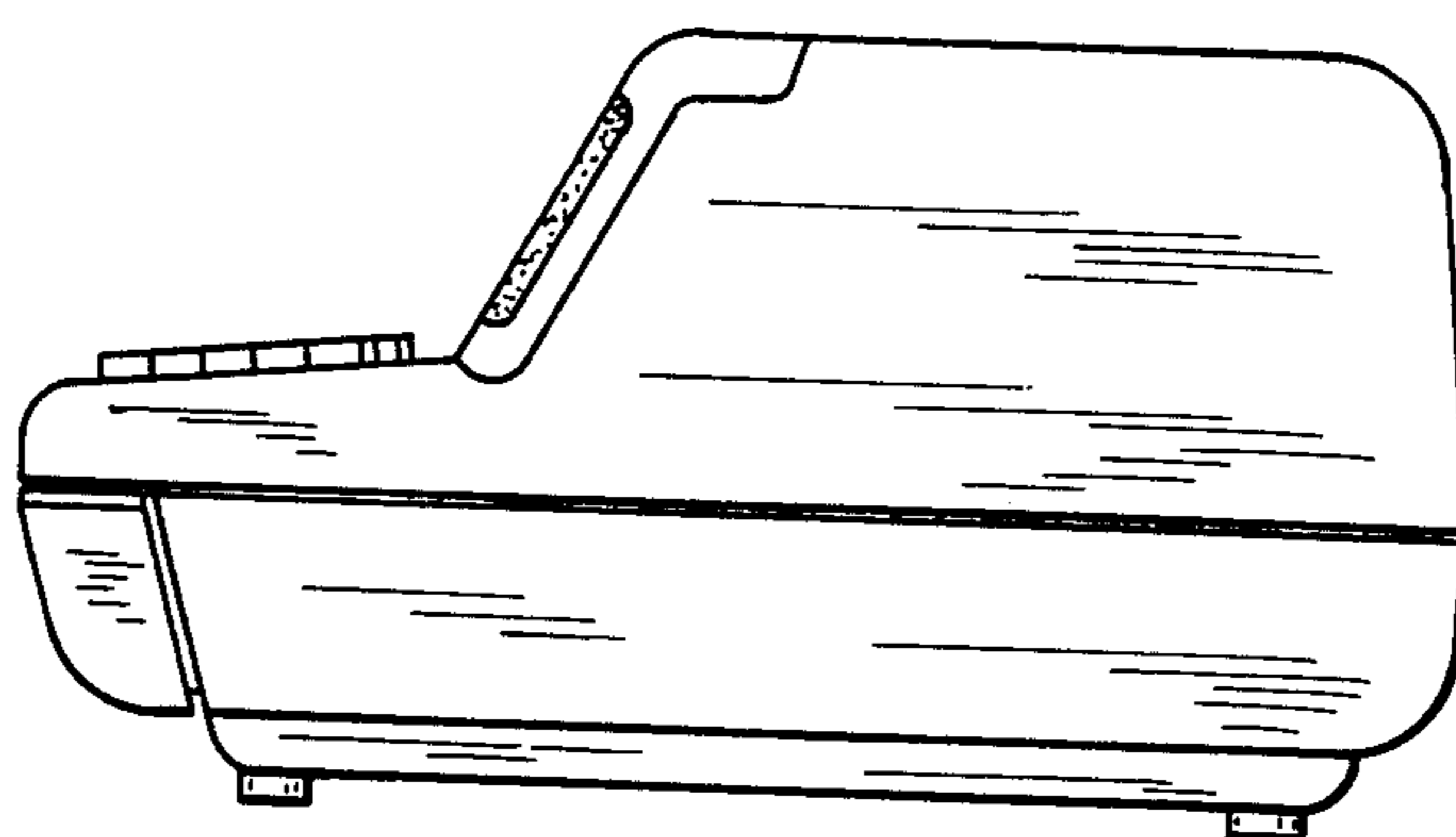


FIG.—5




FIG.—6

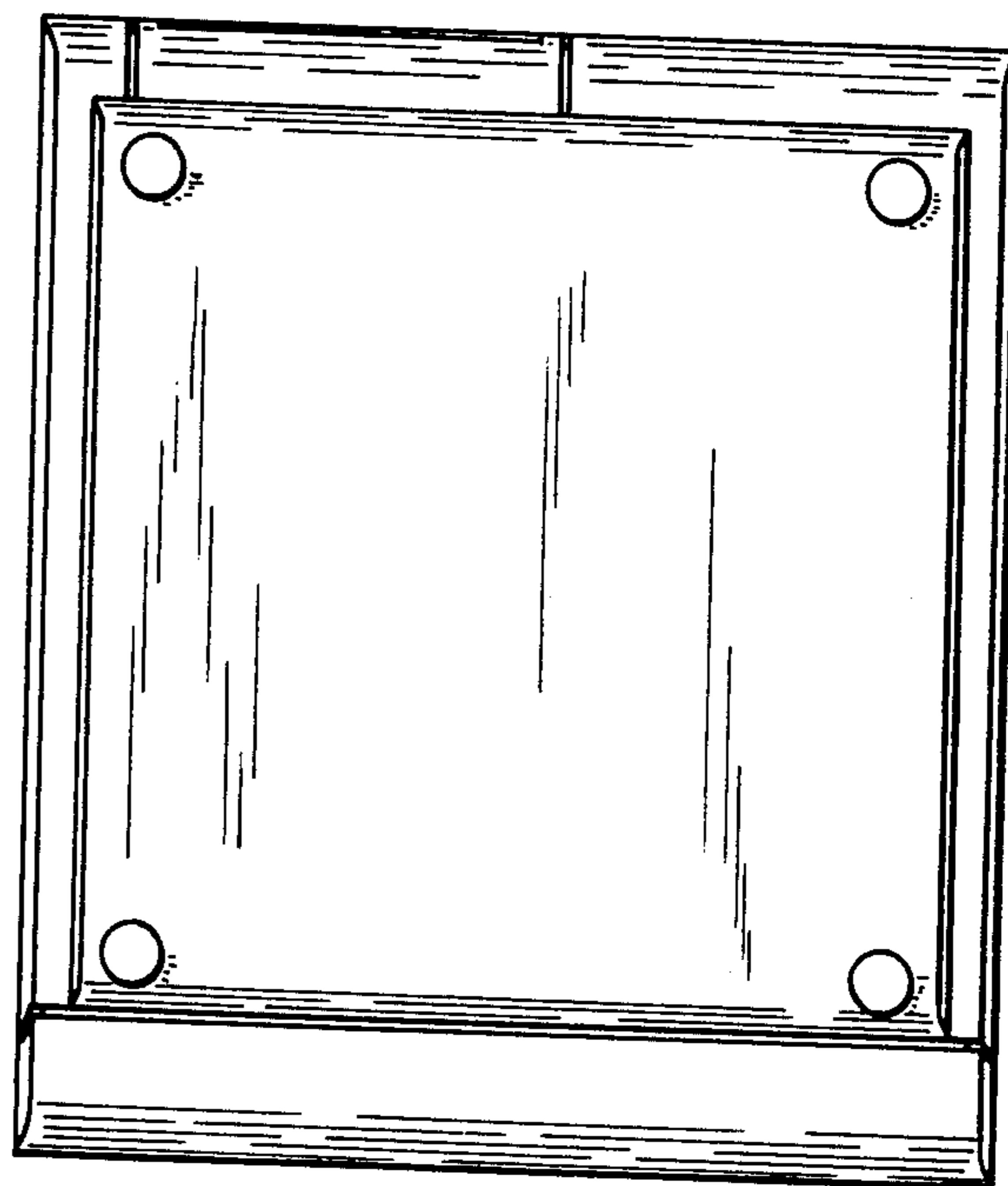


FIG.—7