

[54] **GOLF CLUB GRIP**  
 [75] Inventor: **Frank G. Hollendorfer, Akron, Ohio**  
 [73] Assignee: **Eaton Corporation**  
 [\*\*] Term: **14 Years**  
 [21] Appl. No.: **623,215**  
 [22] Filed: **Oct. 16, 1975**

D. 232,566 8/1974 Spencer ..... D34/5 GS

*Primary Examiner*—Melvin B. Feifer  
*Attorney, Agent, or Firm*—Howard D. Gordon

[57] **CLAIM**

The ornamental design for a golf club grip, substantially as shown and described.

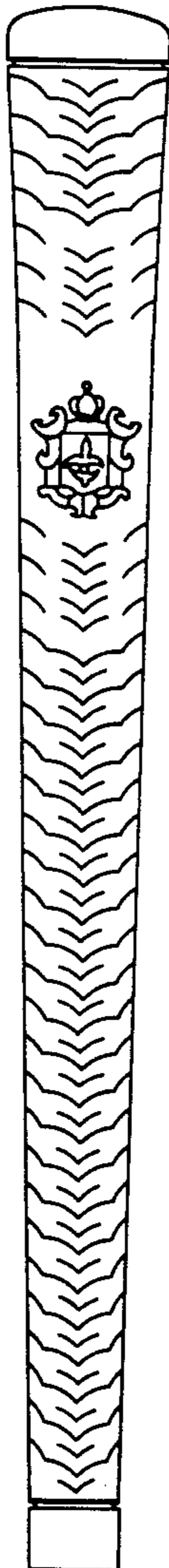
**DESCRIPTION**

[51] **Int. Cl.** ..... **D21—02**  
 [52] **U.S. Cl.** ..... **D34/5 GS**  
 [58] **Field of Search** ..... **D34/5 GS; 273/81 R, 273/81 B**

FIG. 1 is a front elevational view of a golf club grip showing my new design;  
 FIG. 2 is a rear elevational view thereof;  
 FIG. 3 is a side elevational view taken from the left of FIG. 1 which is a mirror image of side elevational view taken from the right of FIG. 1;  
 FIG. 4 is a top view thereof;  
 FIG. 5 is a bottom view thereof; and  
 FIG. 6 is a front elevational view of an alternate embodiment of my design.

[56] **References Cited**  
**U.S. PATENT DOCUMENTS**

D. 223,459 4/1972 Spencer ..... D34/5 GS  
 D. 223,461 4/1972 Spencer ..... D34/5 GS



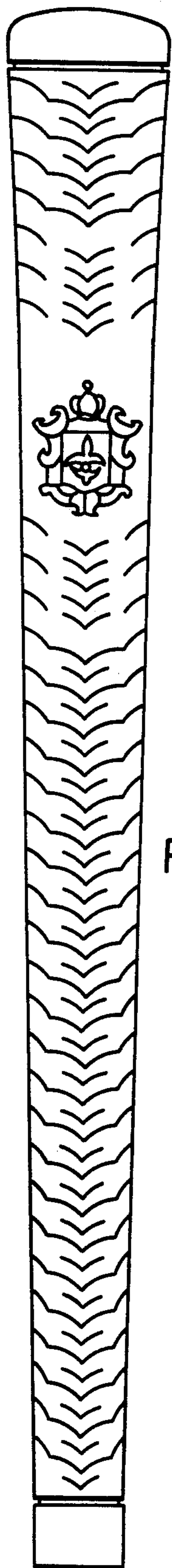


FIG. 1

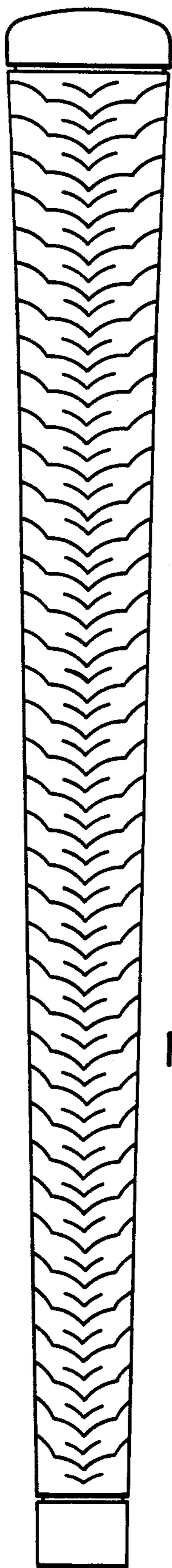


FIG. 2

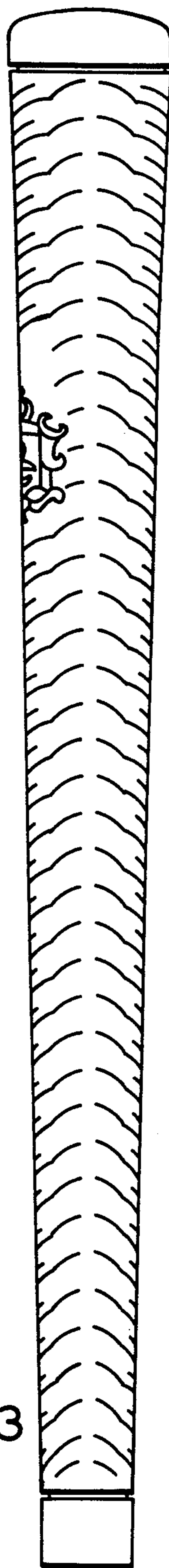


FIG. 3

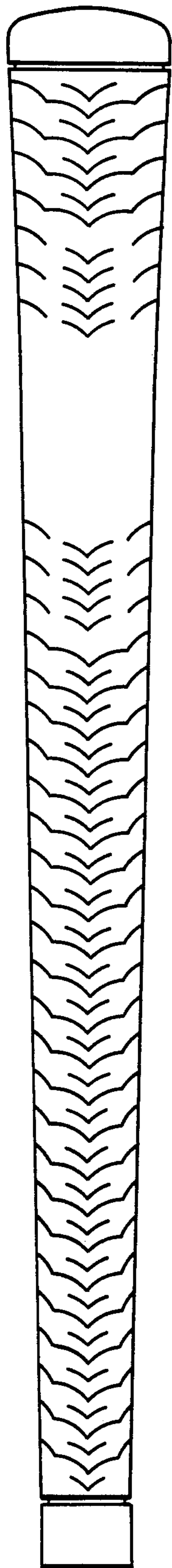


FIG. 6

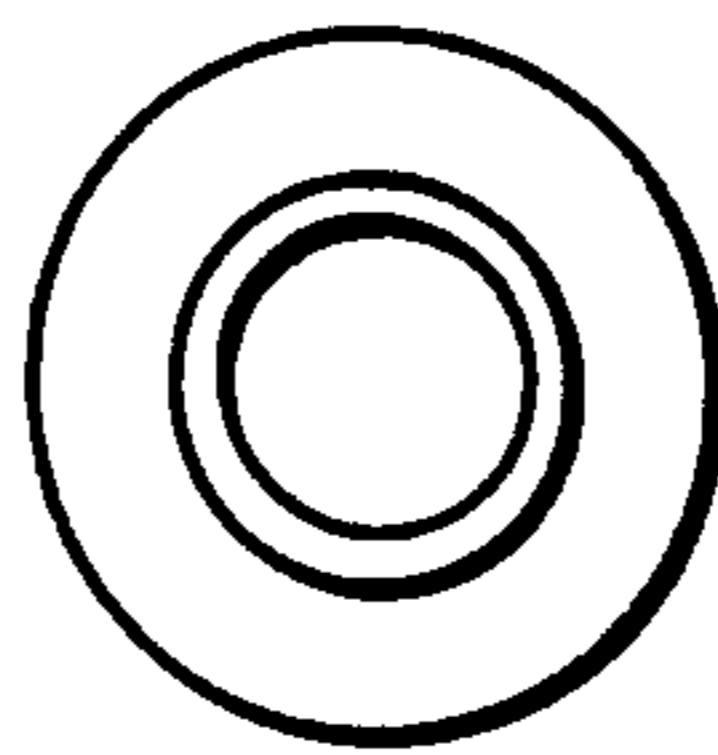


FIG. 5

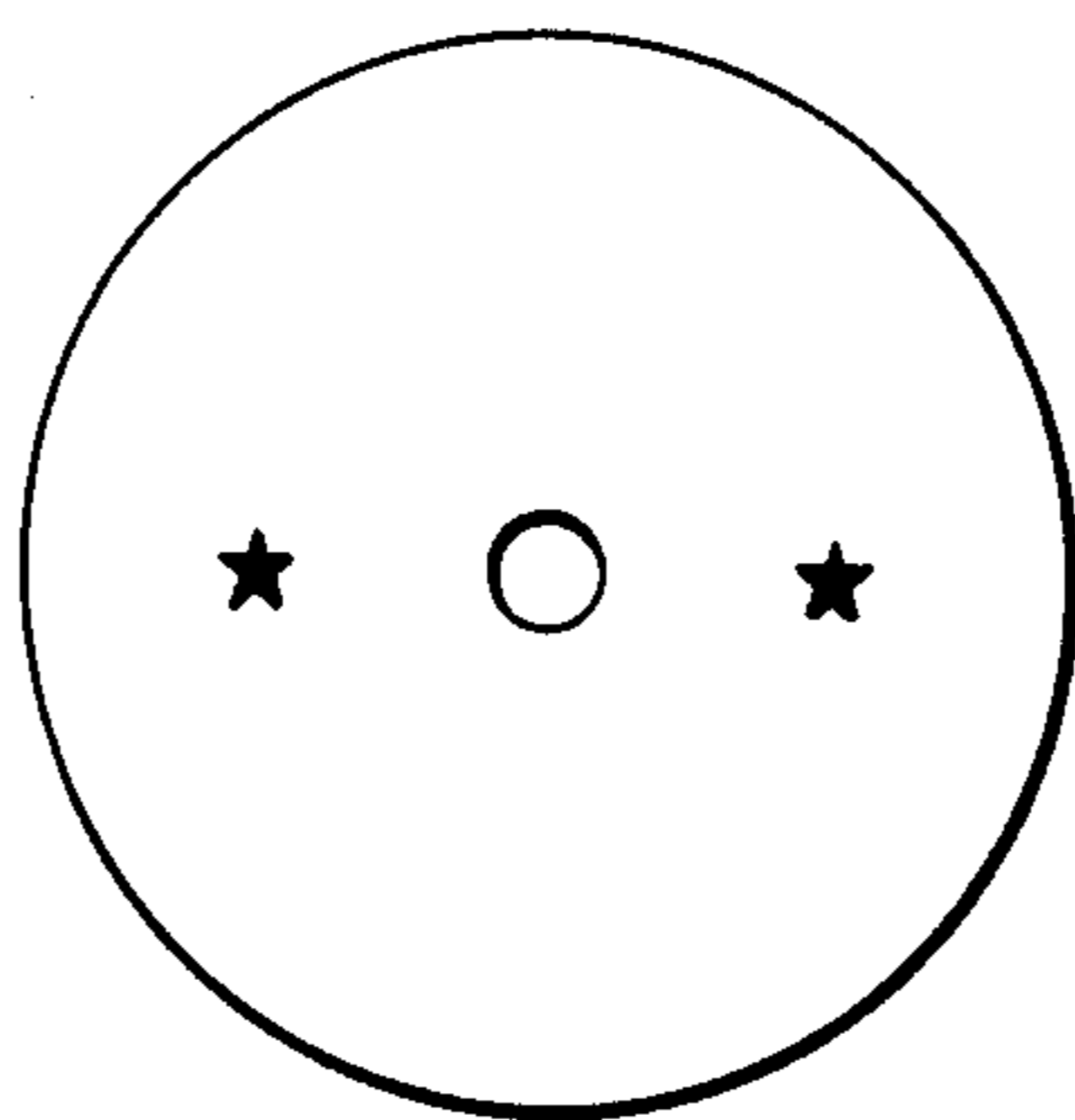


FIG. 4