

[54] MAGNETIC MEDICAL NECKLACE

[75] Inventor: Masao Chihara, Matsudo, Japan

[73] Assignee: Tokyo Denki Kagaku Kogyo Kabushiki Kaisha, Tokyo, Japan

[**] Term: 14 Years

[21] Appl. No.: 675,781

[22] Filed: Apr. 12, 1976

[30] Foreign Application Priority Data

Oct. 16, 1975 Japan 50-41590

[51] Int. Cl. D11-01

[52] U.S. Cl. D11/13

[58] Field of Search D11/1, 3, 12, 13, 93; D87/8-8.4; 63/1 R-4, 29 M; 59/3, 78, 80-82, 84-90, 91; 24/201 B

[56] References Cited

U.S. PATENT DOCUMENTS

1,042,918 10/1912 Houck 63/4 X
2,772,902 12/1956 Lind 24/201 B
D. 50,766 5/1917 Speidel D11/93

FOREIGN PATENT DOCUMENTS

293,216 6/1915 Germany 63/3

OTHER PUBLICATIONS

European Jeweler, Dec. 1974, p. 3 - Necklace at center left.

Primary Examiner—Joel Stearman
Assistant Examiner—Louis S. Zarfes
Attorney, Agent, or Firm—Davidson C. Miller

[57] CLAIM

The ornamental design for a magnetic medical necklace, substantially as shown and described.

DESCRIPTION

FIG. 1 is a perspective view of a magnetic medical necklace showing my new design it being understood that the continuous chain is omitted over the path of the dot-dash line for convenience of illustration; FIG. 2 is a bottom plan view of the magnetic medical necklace; FIG. 3 is a front elevational view of the magnetic medical necklace; FIG. 4 is a left side elevational view of the magnetic medical necklace; FIG. 5 is a right side elevational view of the magnetic medical necklace; and FIG. 6 is a cross-sectional view taken along line VI—VI of FIG. 2.

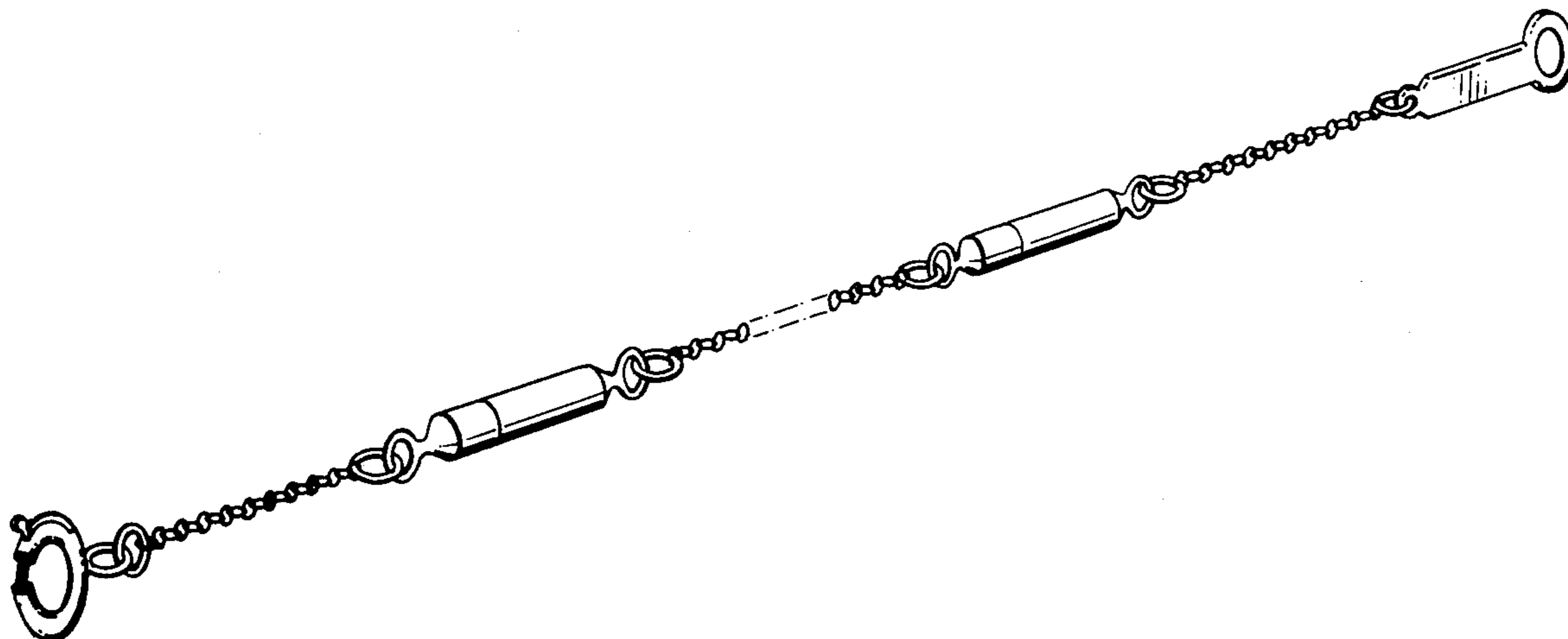


FIG. 4 FIG. 5

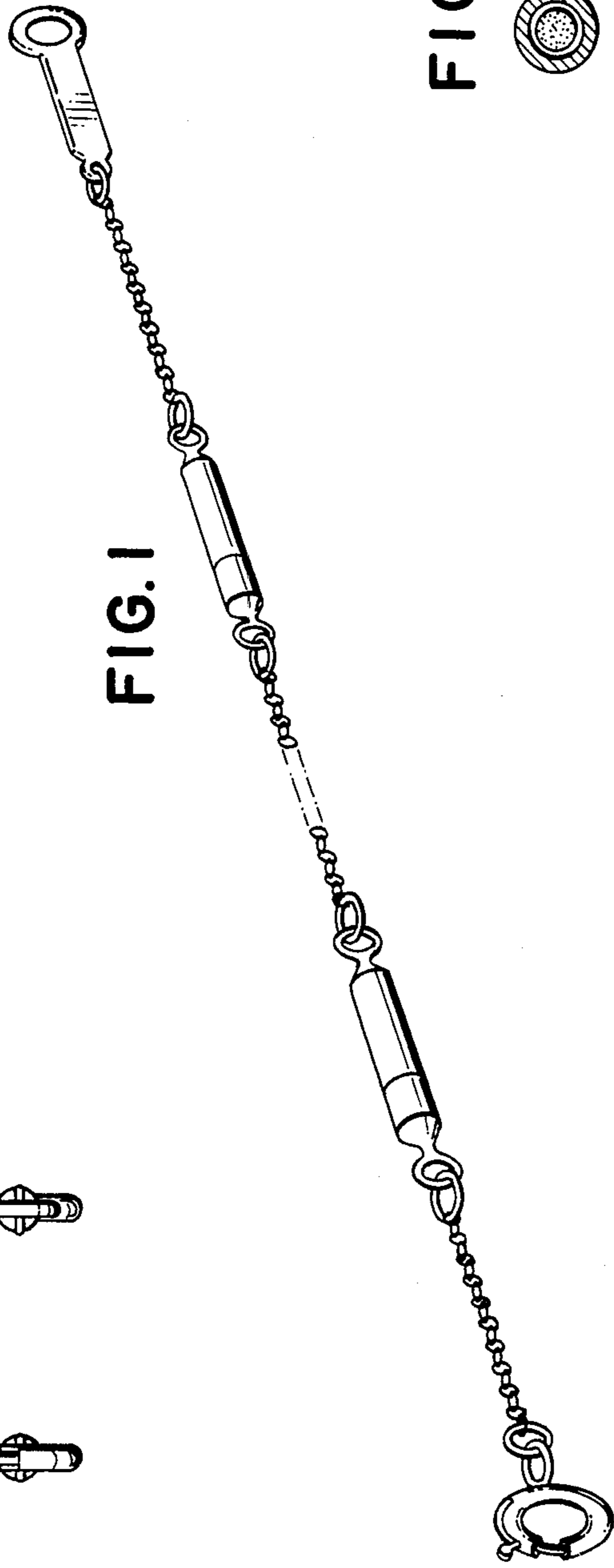


FIG. 1

FIG. 6



FIG. 2

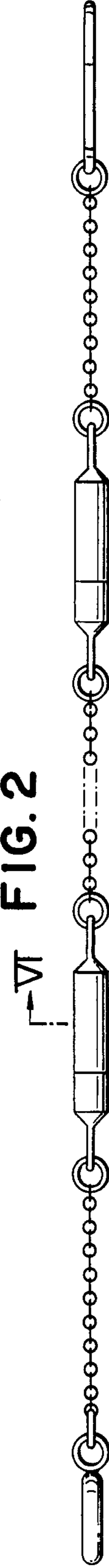


FIG. 3

