

[54] **PAIR OF CRIMPING PLIERS**
[75] **Inventor: Hans Wiener, Taby, Sweden**
[73] **Assignee: Pressmaster AB, Stockholm, Sweden**
[**] **Term: 14 Years**
[21] **Appl. No.: 663,730**
[22] **Filed: Mar. 4, 1976**
[51] **Int. Cl. D8-05**
[52] **U.S. Cl. D8/52**
[58] **Field of Search D8/52, 58; 72/410**

D. 192,940 5/1962 Martin et al. D8/52
D. 201,915 8/1965 Werner D8/58

Primary Examiner—Alan P. Douglas
Attorney, Agent, or Firm—Kenwood Ross

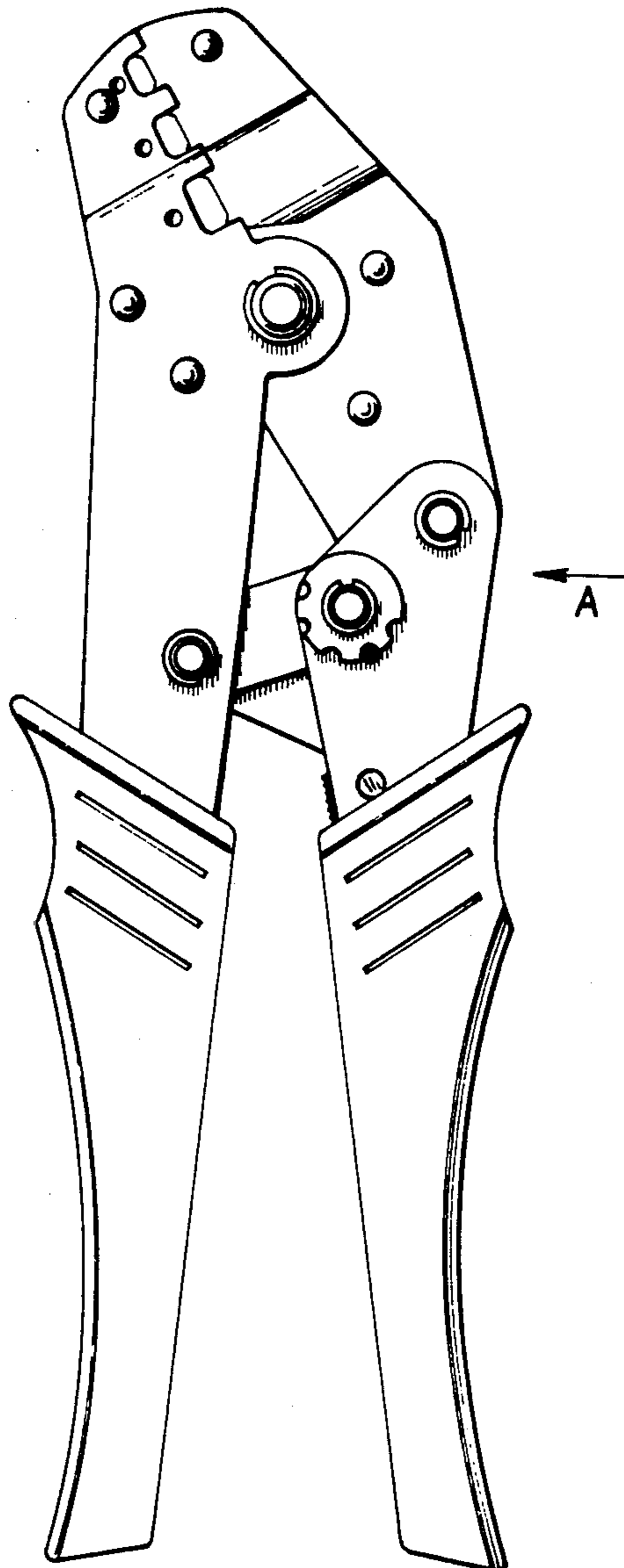
[57] **CLAIM**

The ornamental design for a pair of crimping pliers, as shown.

DESCRIPTION

FIG. 1 is an elevation of a pair of crimping pliers showing my new design;
FIG. 2 is a side view taken as indicated by the arrow A in FIG. 1;
FIG. 3 is an elevation of the said crimping pliers but taken from the opposite side to FIG. 1; and
FIG. 4 is a side view taken as indicated by the arrow B in FIG. 3.

[56] **References Cited**
U.S. PATENT DOCUMENTS
3,525,107 8/1970 Hays D8/58 UX
D. 188,051 5/1960 Lee D8/58



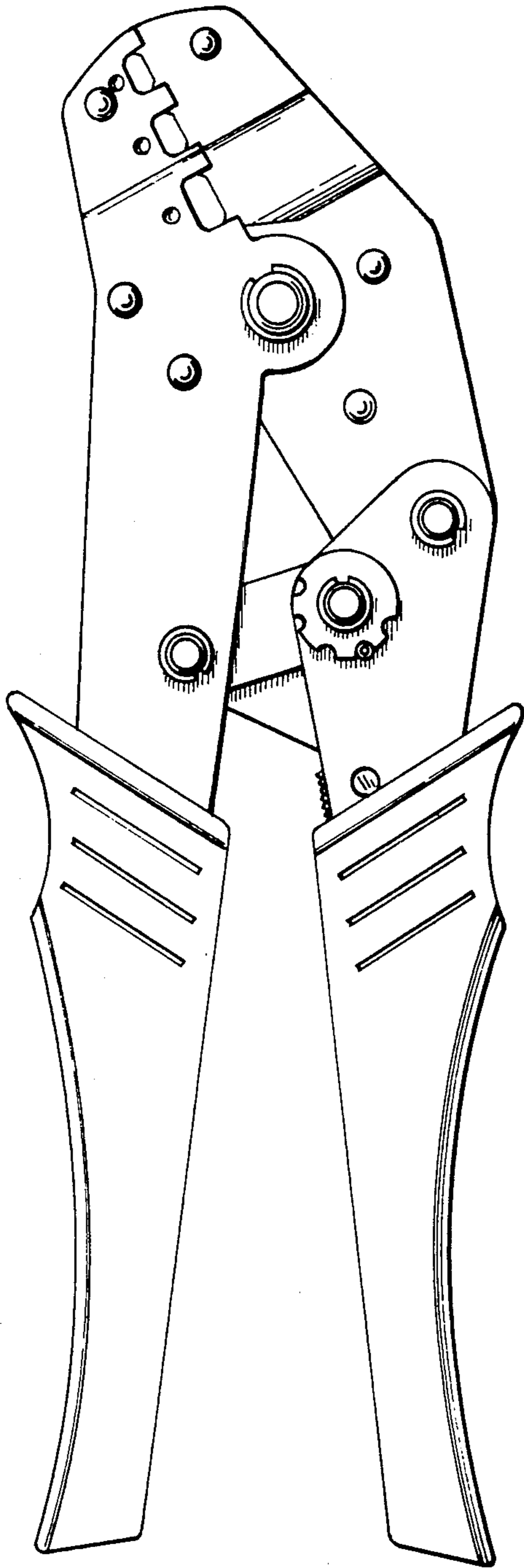


Fig. 1.

←
A



Fig. 2.

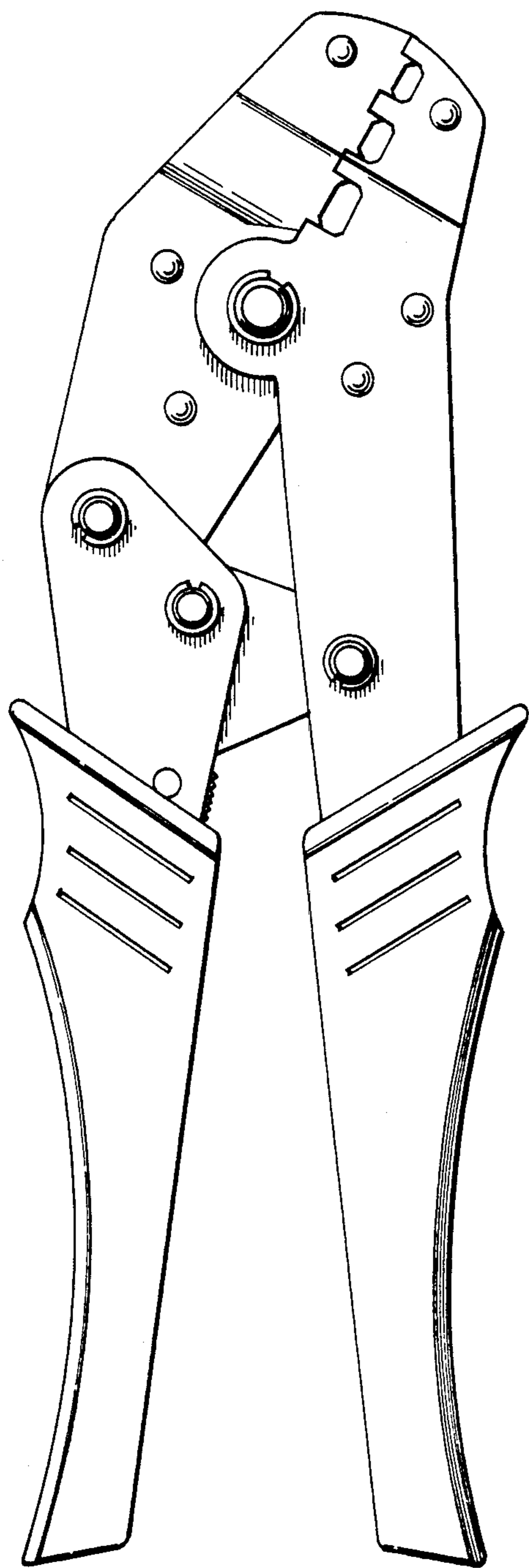


Fig. 3.

B



Fig. 4.