

# United States Patent [19]

Fukuoka

[11] **Des. 245,735**

[45] \*\* **Sept. 13, 1977**

[54] **SANDAL SOLE**

[76] **Inventor:** Tatsuo Fukuoka, No. 3, 3-Ban,  
2-Chome, Shin-Minami-Fukushima,  
Tokushima, Japan

[\*\*] **Term:** 14 Years

[21] **Appl. No.:** 569,959

[22] **Filed:** Apr. 21, 1975

[30] **Foreign Application Priority Data**

Dec. 26, 1974	Japan .....	50-249
Dec. 26, 1974	Japan .....	50-250

[51] **Int. Cl.** ..... D2-04

[52] **U.S. Cl.** ..... D2/320

[58] **Field of Search** ..... D2/270, 282, 286, 287,  
D2/290, 291, 292, 293, 300, 301, 302, 318, 319,  
320, 321, 322; 36/7.5, 7.6, 8.1, 11.5, 24.5, 25 R,  
32 R, 32 A, 43, 44, 59 R, 59 C

[56] **References Cited**

### U.S. PATENT DOCUMENTS

D. 207,480 4/1967 Bettle ..... D2/320

### OTHER PUBLICATIONS

*Boot & Shoe Recorder*, 6/71, p. 6, Sandal Sole at left.  
*Boot & Shoe Recorder*, 4/1/66, p. 69, Shoe Liner at top right.

*Primary Examiner*—Nelson C. Holtje  
*Attorney, Agent, or Firm*—Dawson, Tilton, Fallon & Lungmus

[57] **CLAIM**

The ornamental design for a sandal sole, substantially as shown and described.

### DESCRIPTION

FIG. 1 is a top plan view of a sandal sole showing my new design;

FIG. 2 is a bottom plan view thereof;


FIG. 3 is a left side elevational view thereof;

FIG. 4 is a right side elevational view thereof;

FIG. 5 is a cross-sectional view as taken from line 5-5 of FIG. 1;

FIG. 6 is a rear elevational view thereof;

FIG. 7 is a front elevational view thereof.



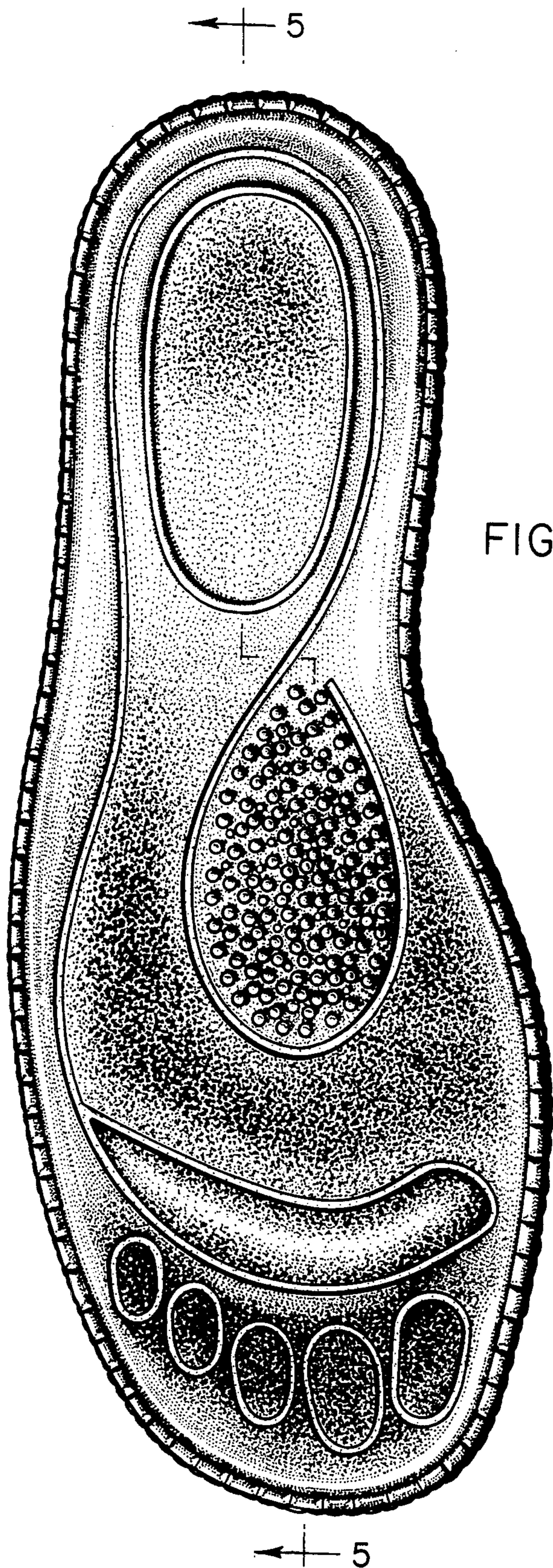


FIG. 1




FIG. 2

FIG. 3

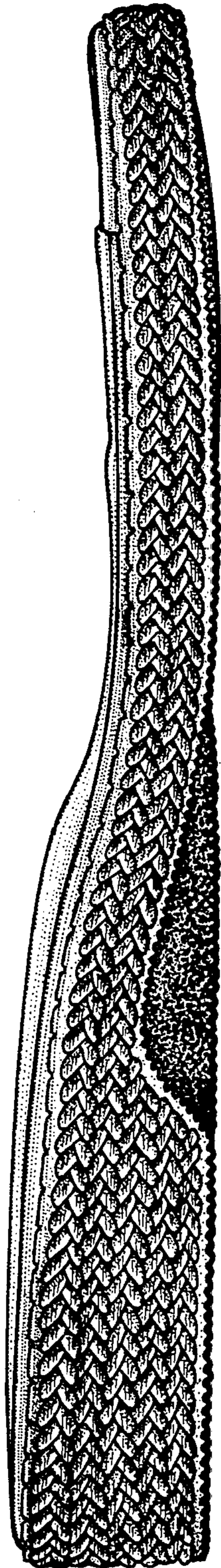
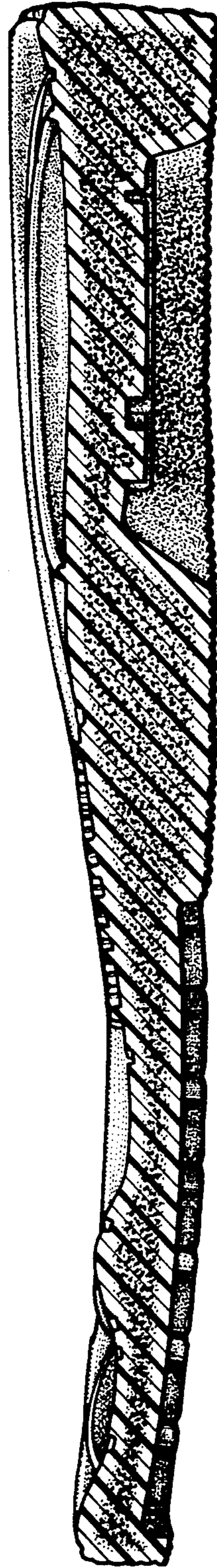


FIG. 5






FIG. 7




FIG. 6

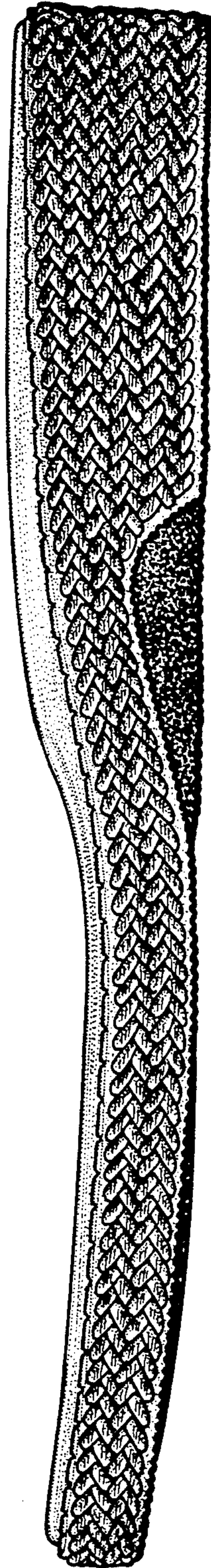


FIG. 4