

[54] **CARBON RIBBON CARTRIDGE**

[75] **Inventor:** Ettore Sottsass, Milan, Italy

[73] **Assignee:** Ing. C. Olivetti & C., S.p.A., Ivrea (Turin), Italy

[**] **Term:** 14 Years

[21] **Appl. No.:** 635,631

[22] **Filed:** Nov. 26, 1975

[30] **Foreign Application Priority Data**
 June 9, 1975 Italy 53158/75

[51] **Int. Cl.** D18-99

[52] **U.S. Cl.** D64/11 A

[58] **Field of Search** D64/11 R, 11 A;
 D26/14 B, 14 R, 1 R; 197/151, 168; 242/55.19
 A, 194, 197, 199

[56] **References Cited**

U.S. PATENT DOCUMENTS

3,381,810	5/1968	Lasher et al.	197/151 X
3,404,848	10/1968	Fundingsland	242/199 X
3,536,277	10/1970	Fukuda	242/199
3,731,781	5/1973	Caudill et al.	197/151
3,877,561	4/1975	Guerrini et al.	197/151
D. 234,633	3/1975	Bellini	D64/11 A
D. 239,568	4/1976	Sottsass, Jr.	D64/11 A


Primary Examiner—Joel Stearman
Assistant Examiner—Louis S. Zarfes
Attorney, Agent, or Firm—William E. Schuyler, Jr.

[57] **CLAIM**

The ornamental design for a carbon ribbon cartridge, substantially as shown and described.

DESCRIPTION

FIG. 1 is a front and left perspective view of a carbon ribbon cartridge showing my new design;
 FIG. 2 is a front and right perspective view of the bottom thereof;
 FIG. 3 is a rear and left perspective view of the bottom thereof.






FIG. 1

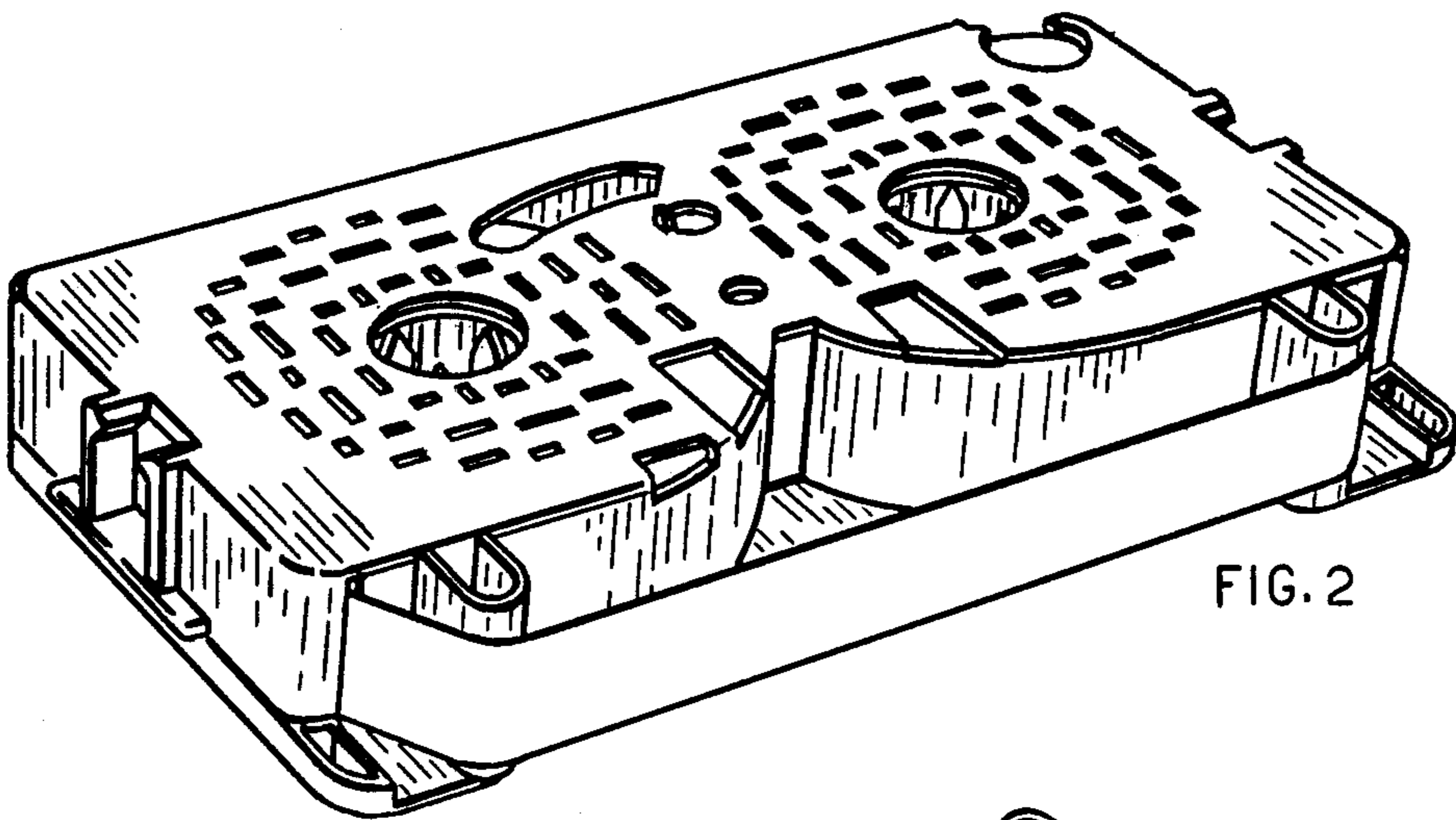


FIG. 2

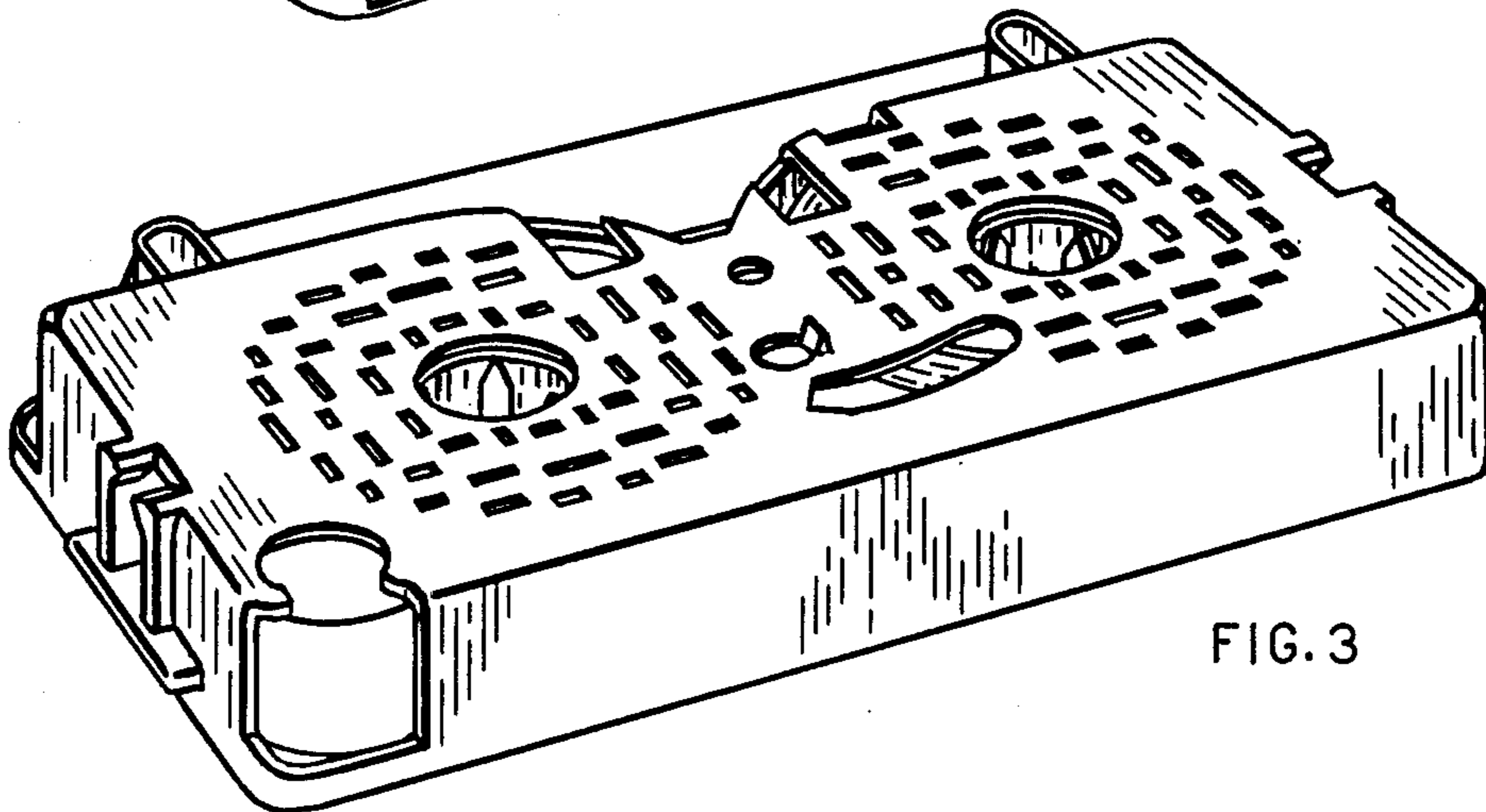


FIG. 3