

[54] NOTE PAD HOLDER FOR A TELEPHONE OR THE LIKE

[75] Inventor: Andrew John Carpenter, Wembly, England

[73] Assignee: Darpex Manufacturing Company Limited, London, England

[\*\*] Term: 14 Years

[21] Appl. No.: 610,528

[22] Filed: Sept. 5, 1975

[30] Foreign Application Priority Data

Mar. 11, 1975 United Kingdom ..... 970252

[51] Int. Cl. .... D19-04

[52] U.S. Cl. .... D19/86

[58] Field of Search ..... D19/26-27, D19/75-76, 86-87, 90, 91; D7/72; 40/336, 337; 281/15 B

[56] References Cited

U.S. PATENT DOCUMENTS

- 1,541,786 6/1925 Burgess ..... 40/337
- 2,567,449 9/1951 Sherman ..... 40/336
- 3,826,519 7/1974 Gavin et al. .... 281/15 B

- D. 29,647 11/1898 Schwab ..... D19/28
- D. 175,859 10/1955 Sherman ..... D19/76
- D. 196,099 8/1963 Sibley ..... D19/27
- D. 231,137 4/1974 Uhlin ..... D19/90

FOREIGN PATENT DOCUMENTS

- 188,160 3/1937 Switzerland ..... 40/337

OTHER PUBLICATIONS

Horder's Cat., No. 56, (c) 1952, p. 117, item top center.

Primary Examiner—Joel Stearman

Assistant Examiner—George P. Word

Attorney, Agent, or Firm—Robert E. Wickersham

[57] CLAIM

The ornamental design for a note pad holder for a telephone or the like, substantially as is shown and described.

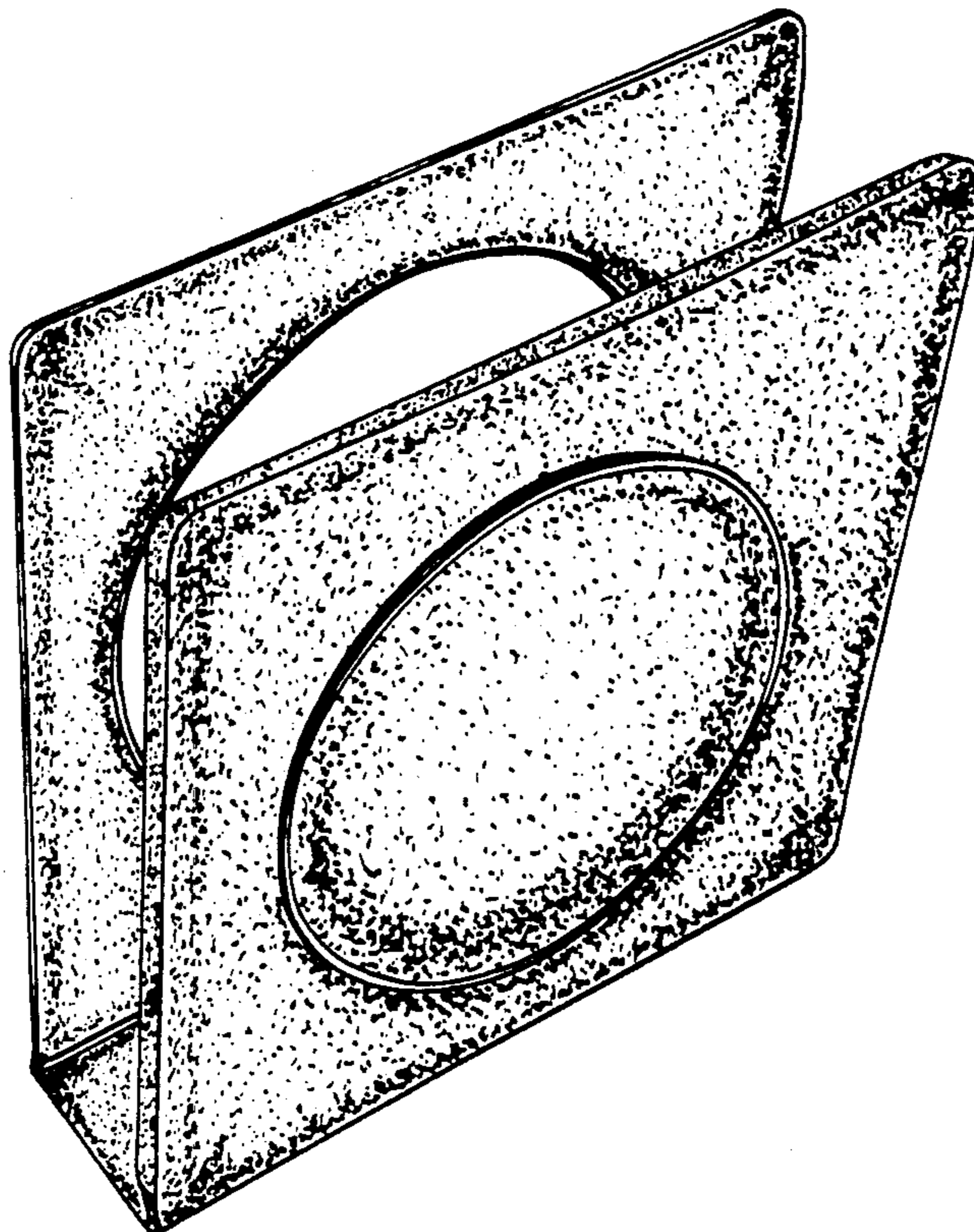
DESCRIPTION

FIG. 1 is a perspective view of a note pad holder for a telephone or the like showing my new design in a closed condition;

FIG. 2 is a left side elevational view thereof in an open condition;

FIG. 3 is a top plan view thereof; and

FIG. 4 is a bottom plan view thereof.



*Fig. 1.*

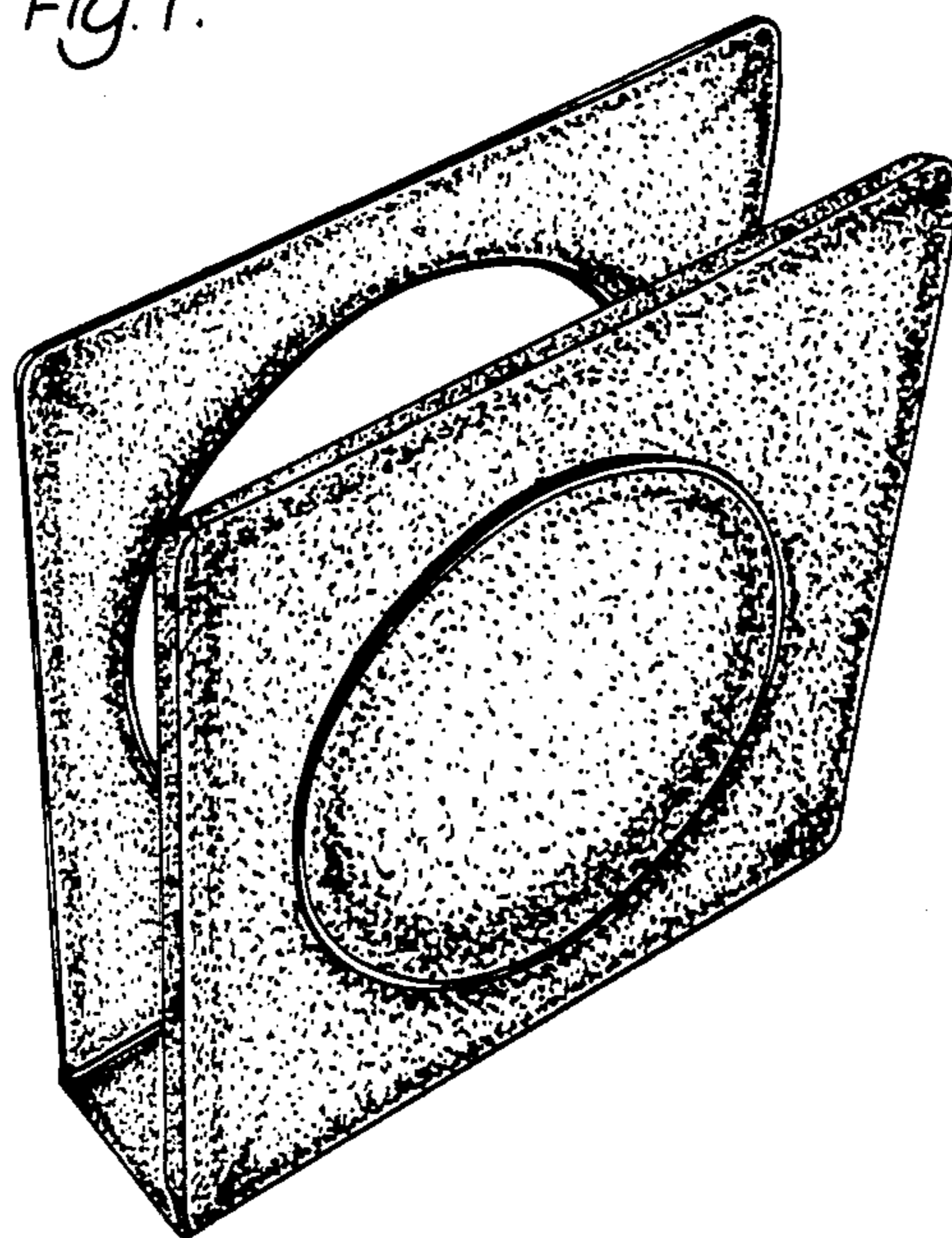




Fig. 3.

Fig. 2.

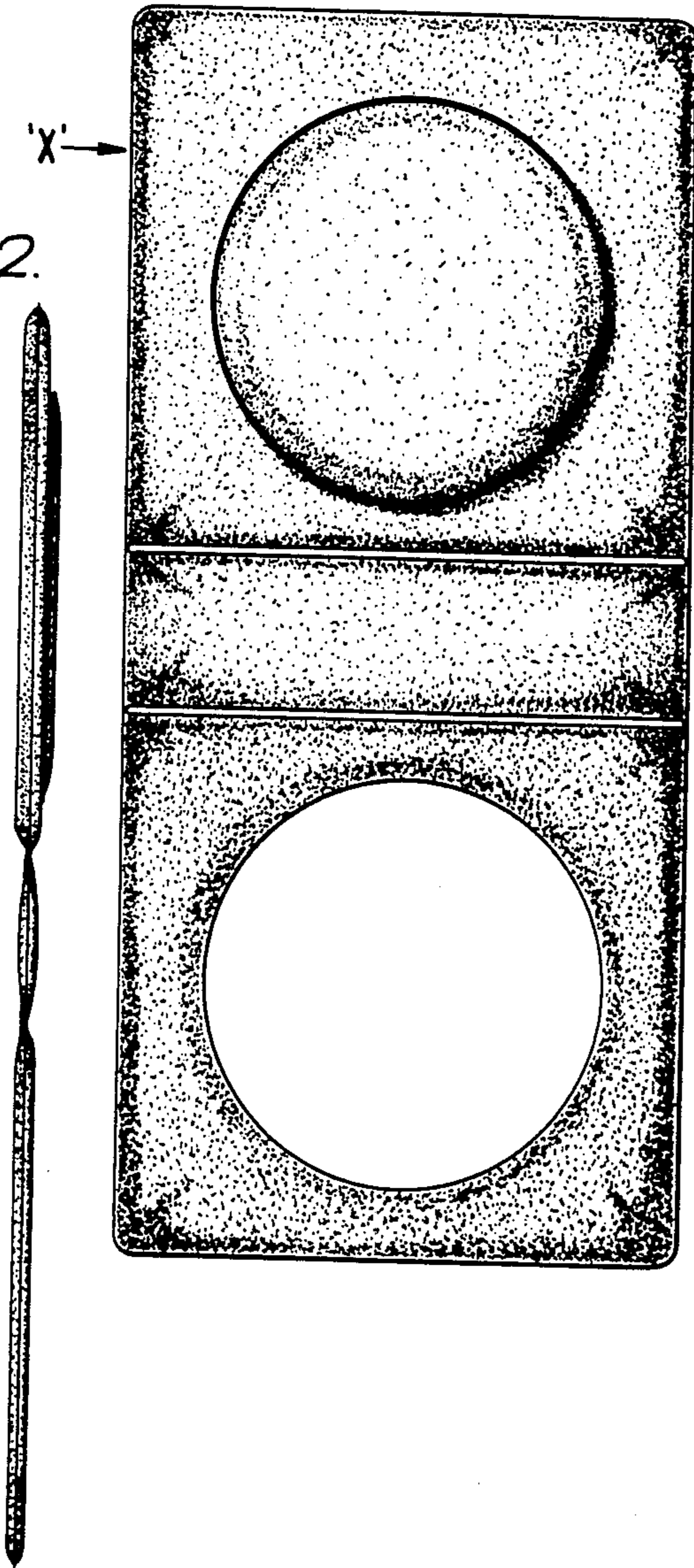


Fig. 4.

