

[54] GROUND RIPPER TOOTH

[75] Inventor: Clifford V. Watts, McMinnville, Oreg.

[73] Assignee: Watts Plow Company of Oregon, Inc., McMinnville, Oreg.

[\*\*] Term: 14 Years

[21] Appl. No.: 715,437

[22] Filed: Aug. 18, 1976

[51] Int. Cl. .... D15-03

[52] U.S. Cl. .... D15/29

[58] Field of Search ..... D15/29; 172/713, 719, 172/699, 700, 261, 464, 265-268, 196, 491, 474, 475, 657, 690, 694, 695

[56] References Cited

PUBLICATIONS

Implement & Tractor Product file issue, Mar. 31, 1976, p. 168, Deep Till Tooth, top of page.

Implement & Tractor, May 21, 1976, p. 30, Chisel Plow Tooth, bottom left side of page.

Agricultural Machinery Journal, Dec. 1975, p. 80, Heavy Duty Buster Tooth, top right side of page.

Agricultural Machinery Journal, May 1975, p. 30, Tiller Tooth, center right side of page.

Primary Examiner—Wallace R. Burke

Assistant Examiner—James M. Gandy

Attorney, Agent, or Firm—Oliver D. Olson

[57] CLAIM

The ornamental design for a ground ripper tooth, as shown and described.

DESCRIPTION

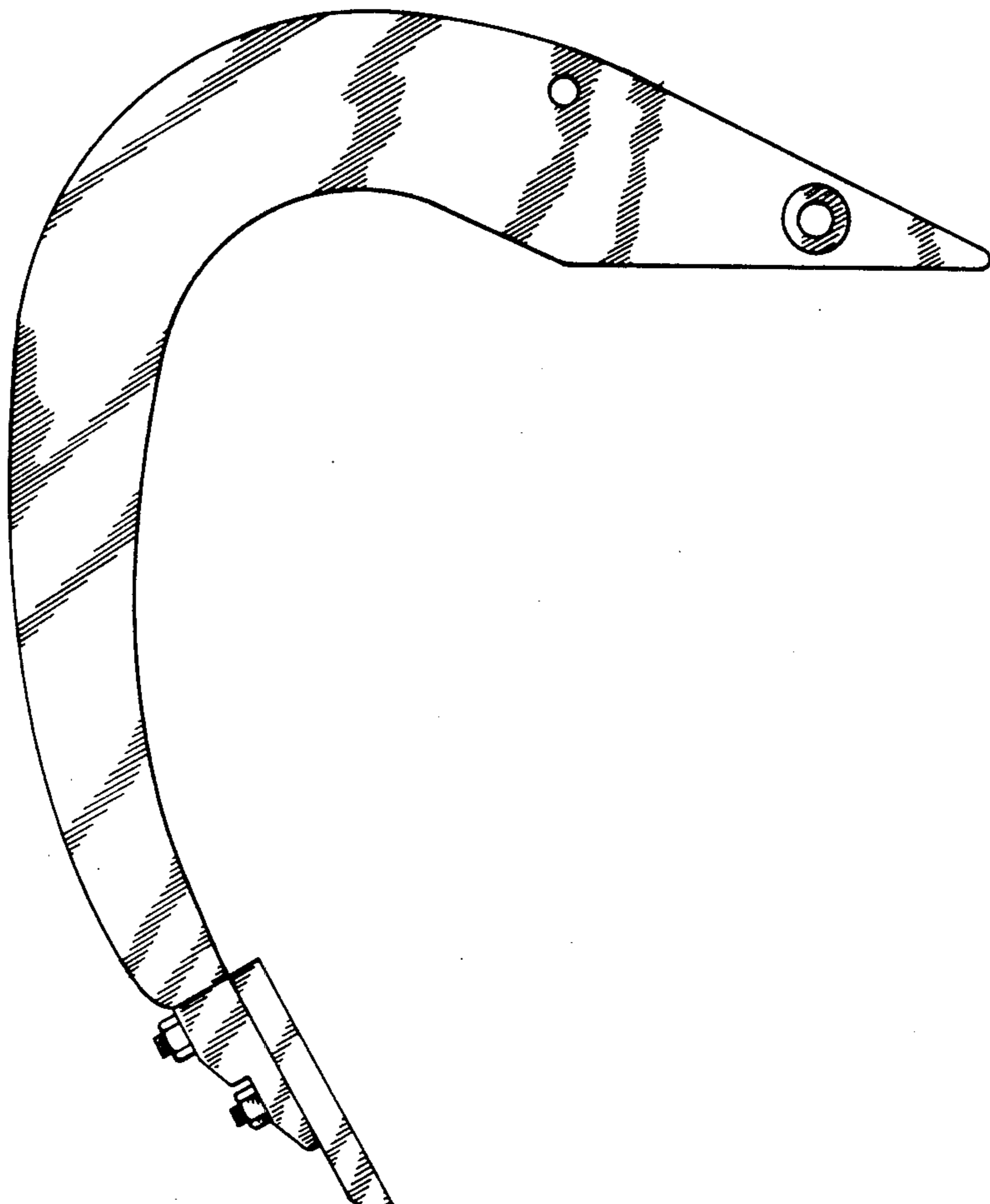
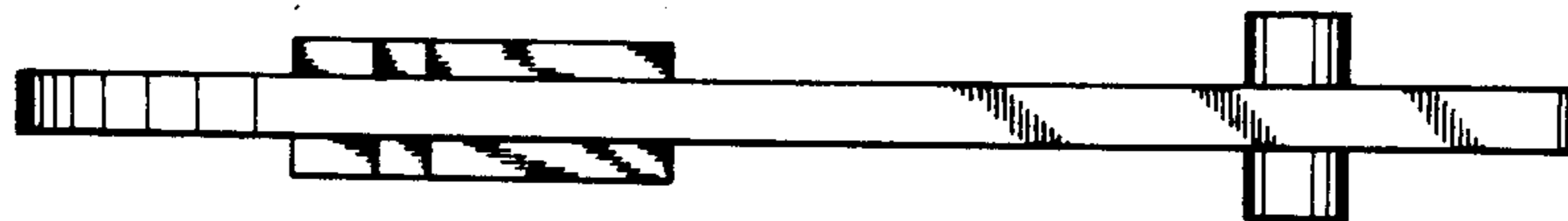
FIG. 1 is a side elevational view of a ground ripper tooth, showing my new design, the opposite side being a mirror image thereof.

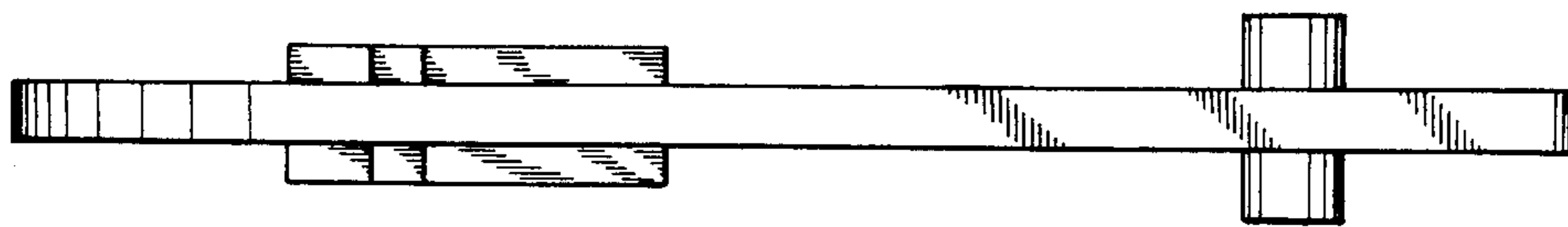
FIG. 2 is a top plan view thereof.

FIG. 3 is a front elevational view thereof.

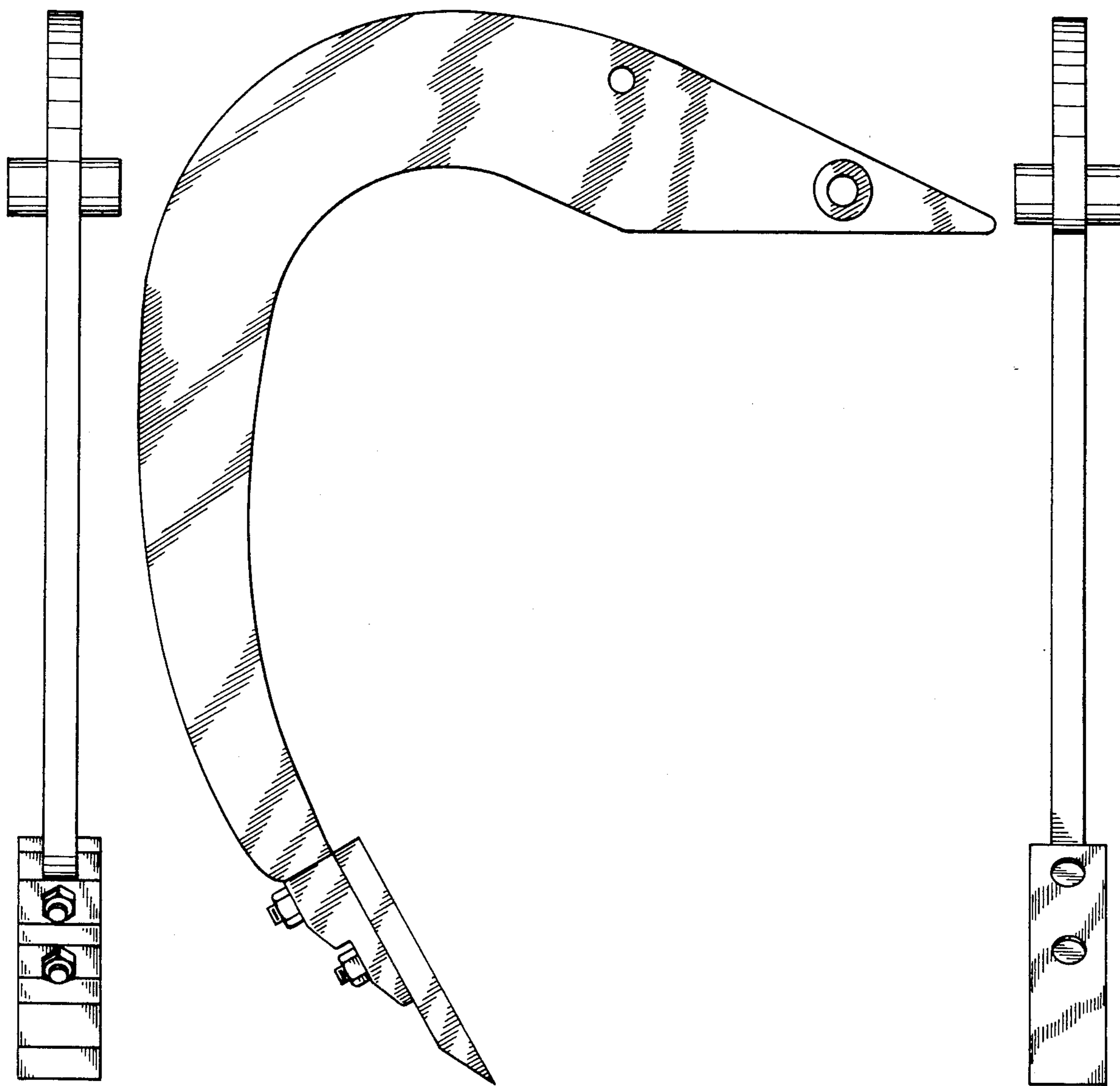
FIG. 4 is a rear elevational view thereof.

FIG. 5 is a bottom plan view thereof.





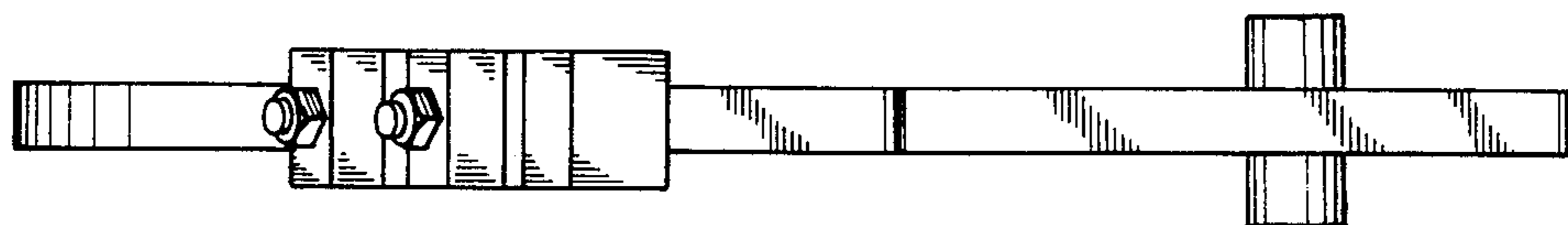
*Fig. 2.*



*Fig. 3.*

*Fig. 1.*

*Fig. 4.*



*Fig. 5.*