

[54] TIRE FOR A VEHICLE WHEEL

[75] Inventors: Masahiro Kawabata, Anjyo; Haruo Kusube, Toyota, both of Japan

[73] Assignee: Dunlop Limited, London, England

[\*\*] Term: 14 Years

[21] Appl. No.: 578,936

[22] Filed: May 19, 1975

[51] Int. Cl. .... D12-15

[52] U.S. Cl. .... D12/136

[58] Field of Search ..... D12/136, 137, 140-143, D12/146-151; 152/209 R, 209 A, 209 D, DIG. 3, DIG. 4

[56] **References Cited**  
**U.S. PATENT DOCUMENTS**  
 D. 175,889 10/1955 Jones ..... D12/140

D. 203,961 3/1966 Benson ..... D12/151  
 D. 223,426 4/1972 Granger et al. .... D12/149  
 D. 226,542 3/1973 Mezzanotte ..... D12/149

*Primary Examiner*—Wallace R. Burke  
*Assistant Examiner*—James M. Gandy  
*Attorney, Agent, or Firm*—Richard K. Stevens

[57] CLAIM

The ornamental design for a tire for a vehicle wheel, as shown and described.


DESCRIPTION

FIG. 1 is a perspective view of a tire for a vehicle wheel showing our new design, it being understood that the tread pattern is repeated throughout the circumference of the tire, the opposite side being substantially the same as that shown;

FIG. 2 is an end elevational view thereof;

FIG. 3 is a side elevational view thereof; and

FIG. 4 is an enlarged fragmentary plan view of a portion of the tread pattern thereof.



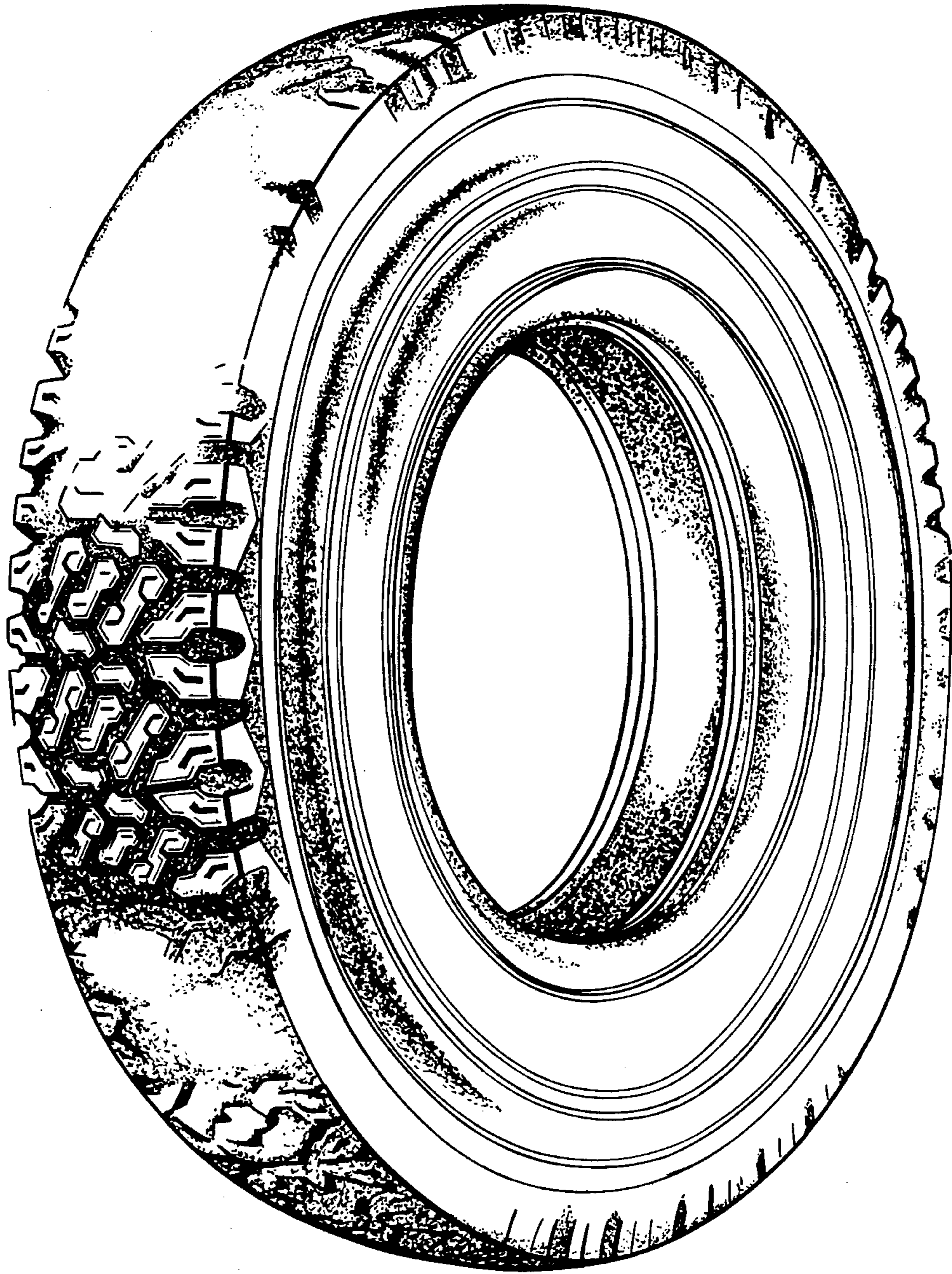


FIG. 1




FIG. 2




FIG. 3




FIG. 4