

[54] **ADJUSTABLE JIG FOR PORTABLE POWER  
SAWS, ROUTERS AND THE LIKE**

[75] Inventor: **Frank N. Bretthauer**, Putnam Valley,  
N.Y.

[73] Assignee: **Brett-Hauer Co., Inc.**, Putnam  
Valley, N.Y.

[\*\*] Term: **14 Years**

[21] Appl. No.: **686,329**

[22] Filed: **May 14, 1976**

[51] Int. Cl. .... **D8—05**

[52] U.S. Cl. .... **D8/71**

[58] Field of Search ..... **D8/71, 70; D15/140;  
83/745, 471.3**

[56]

### References Cited

#### U.S. PATENT DOCUMENTS

3,741,063	6/1973	Bretthauer .....	83/745
3,872,755	3/1975	Marsh et al. ....	83/471.3
D. 234,902	4/1975	Marsh et al. ....	D8/71 X

*Primary Examiner*—Alan P. Douglas

*Attorney, Agent, or Firm*—William D. Lucas

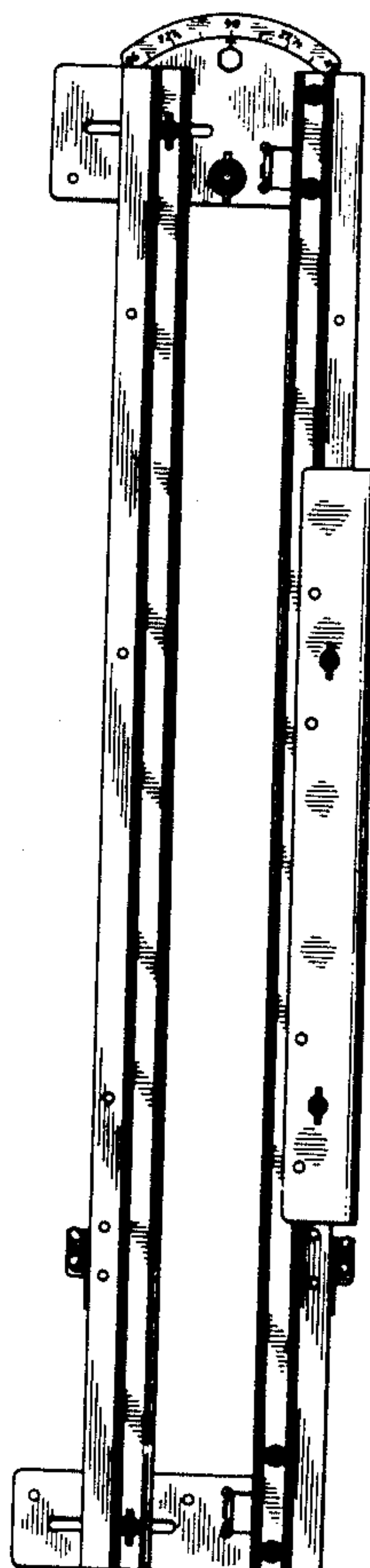
[57]

### CLAIM

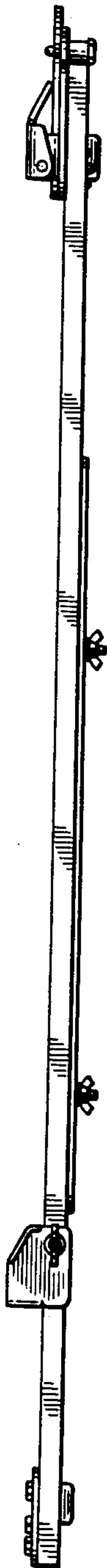
The ornamental design for an adjustable jig for portable power saws, routers and the like, as shown.

### DESCRIPTION

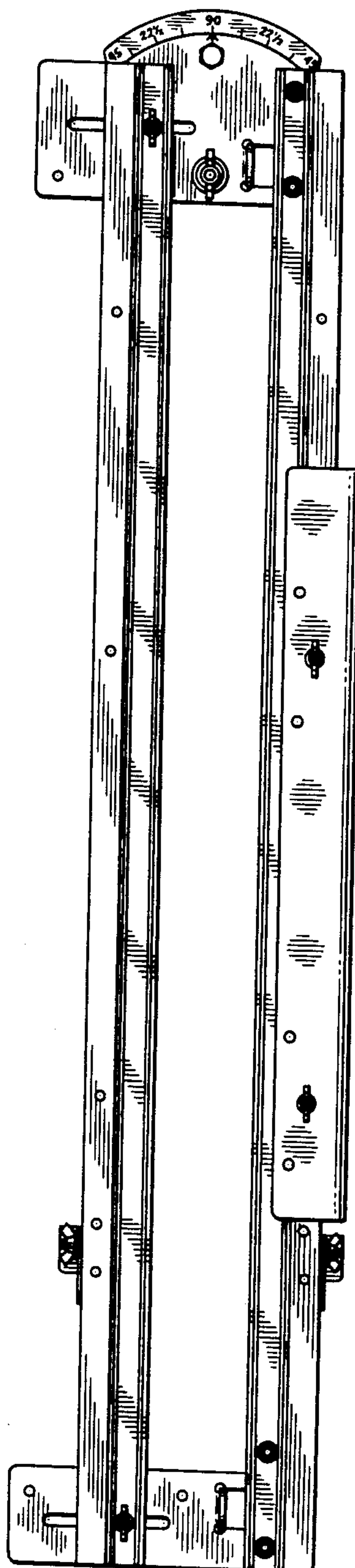
FIG. 1 is a top view of the adjustable jig for power saws, routers, and the like according to the design; FIG. 2 is a left side view of the jig of FIG. 1; FIG. 3 is a right side view of the jig of FIG. 1; FIG. 4 is a bottom view of the jig of FIG. 1; FIG. 5 is an end view of one end of the jig of FIG. 1 at an enlarged scale; and FIG. 6 is an end view of the other end of the jig of FIG. 1 at an enlarged scale.



*FIG. 2*



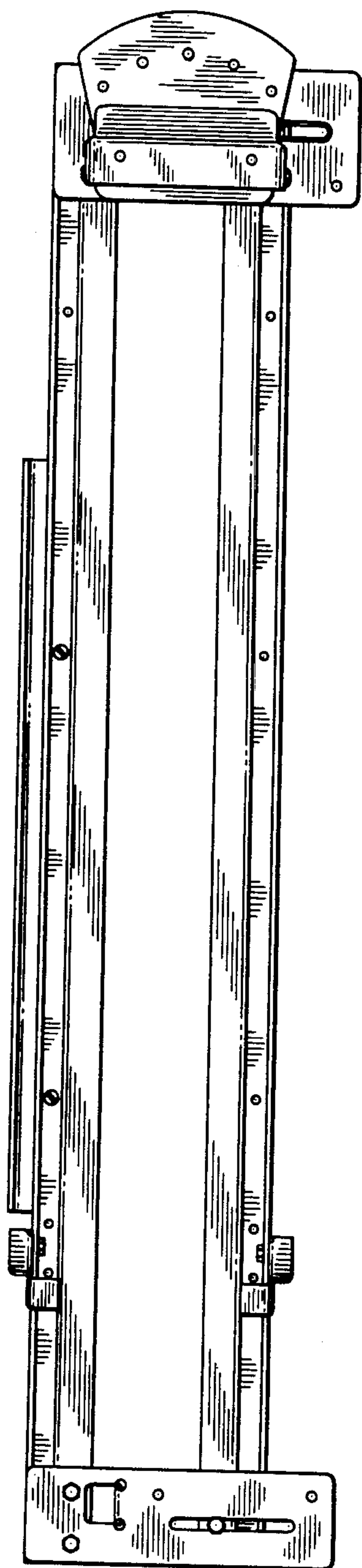
*FIG. 1*




*FIG. 3*



*FIG. 4*



*FIG. 5*



*FIG. 6*

