

[54] TENNIS RACKET FRAME

[75] Inventor: **Ralph Vincent Sawyer**, Rumford, R.I.

[73] Assignee: **Colgate-Palmolive Company**, New York, N.Y.

[**] Term: **14 Years**

[21] Appl. No.: **668,155**

[22] Filed: **Mar. 18, 1976**

[51] Int. Cl. **D21-02**

[52] U.S. Cl. **D34/5 ST**

[58] Field of Search **D34/5 ST; 273/73 F, 273/73 G, 73 H, 73 R**

[56] **References Cited**

U.S. PATENT DOCUMENTS

1,472,202 10/1923 Aldrich 273/73 G

OTHER PUBLICATIONS

Rawlings, Spring & Summer, 1974, p. 53, tennis racket at extreme left.

The Sporting Goods Dealer, Aug. 1972, p. 98, "Bandido" racket.

Primary Examiner—Melvin B. Feifer

Attorney, Agent, or Firm—Herbert S. Sylvester

[57] **CLAIM**

The ornamental design for a tennis racket frame, as shown and described.

DESCRIPTION

FIG. 1 is a right perspective view of a tennis racket frame showing my new design;

FIG. 2 is a left side perspective view of a tennis racket frame of FIG. 1

FIG. 3 is a front elevational view, the rear being substantially the same

FIG. 4 is a right side elevational view thereof;

FIG. 5 is a left side elevational view thereof;

FIG. 6 is a top plan view thereof; and

FIG. 7 is a bottom plan view thereof.

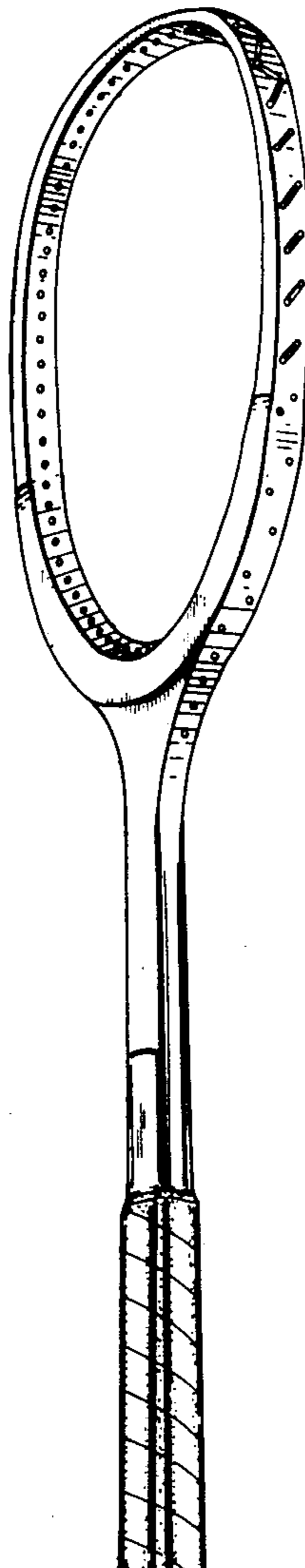


FIG. 1

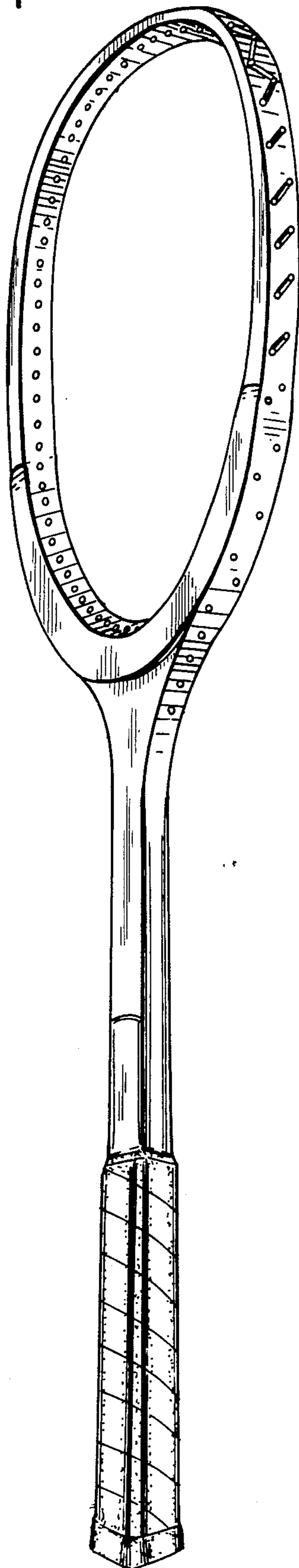


FIG. 2

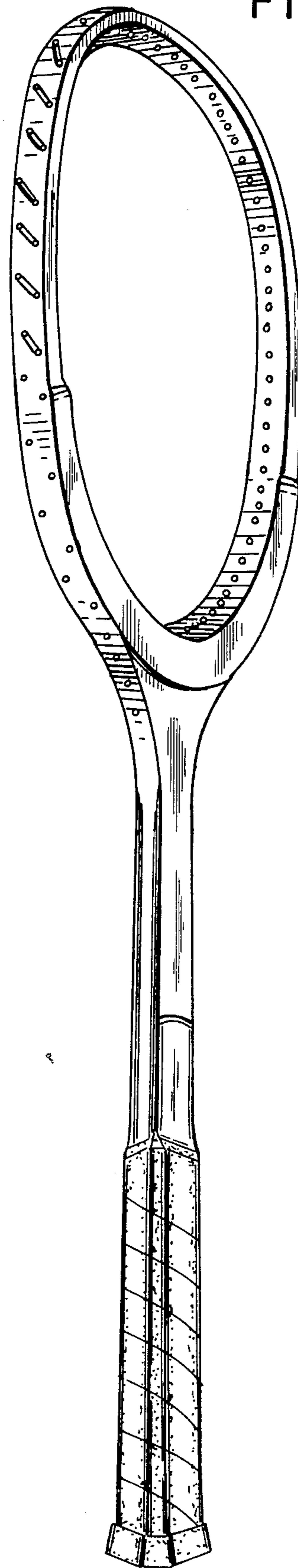


FIG. 3

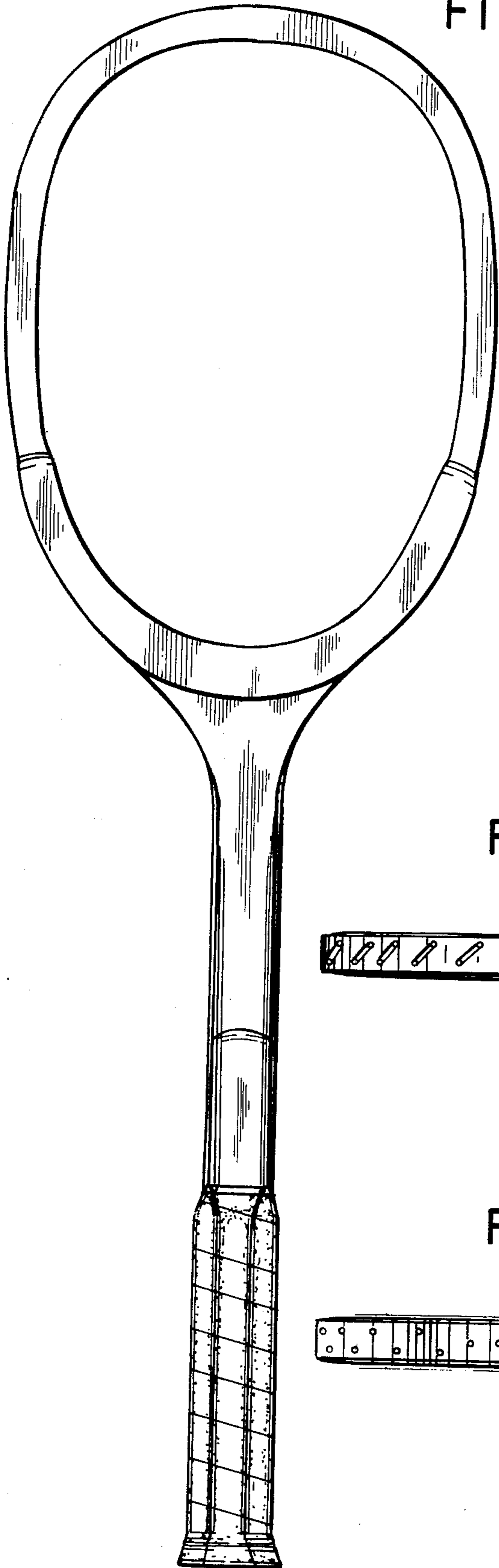


FIG. 4

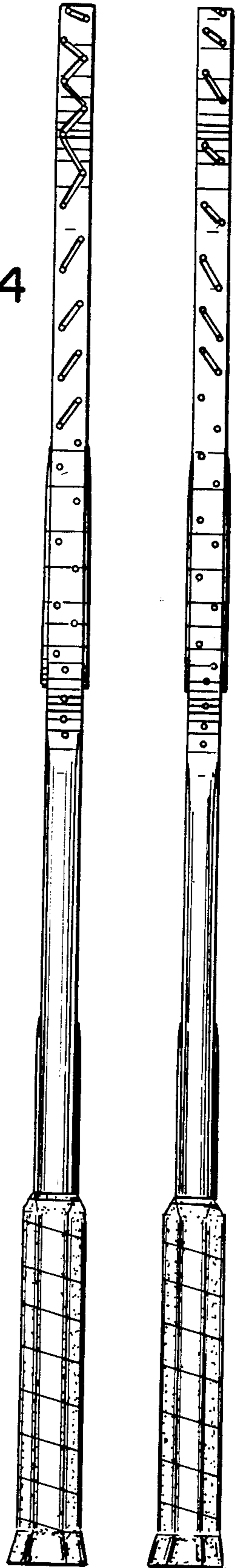


FIG. 6

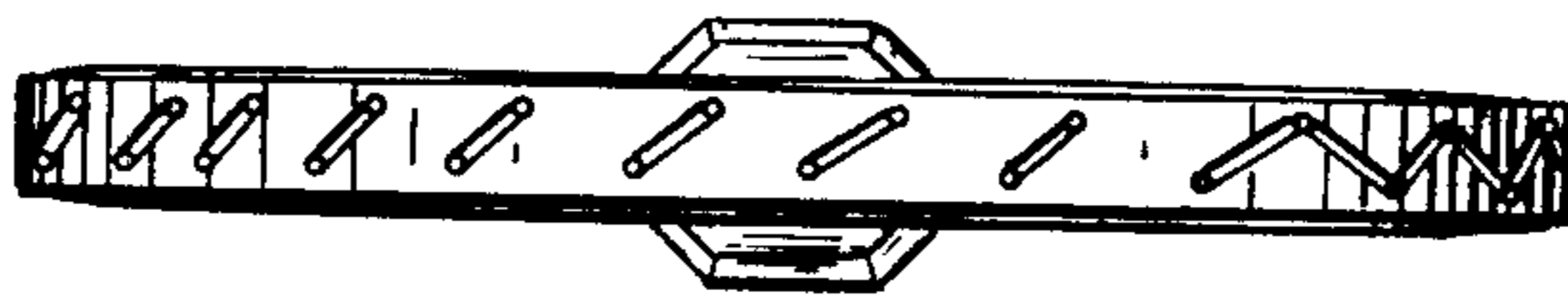


FIG. 7

