

[54] DRY SHAVER

[75] Inventor: Roland Ullmann, Hausen, Germany
[73] Assignee: Braun Aktiengesellschaft, Kronberg,
Taunus, Germany

[**] Term: 14 Years

[21] Appl. No.: 634,172

[22] Filed: Nov. 21, 1975

[30] Foreign Application Priority Data

June 5, 1975 Germany 73 MR 8363

[51] Int. Cl. D28—03

[52] U.S. Cl. D28/49

[58] Field of SearchD95/3 A,3 B;
30/32, 34 R, 34.1, 41.9, 42, 43, 43.4—43.92;
D28/49, 51

[56] References Cited

U.S. PATENT DOCUMENTS

D. 117,196 10/1939 Scharfenberg D95/3 A
D. 215,994 11/1969 Kubo et al. D95/3 A

D. 237,912 12/1975 Takagi D95/3 A

OTHER PUBLICATIONS

Home Furnishings Daily, Nov. 12, 1974, p. 19 — Braun
Synchron Plus (2) middle left.

Primary Examiner—Joel Stearman

Assistant Examiner—Louis S. Zarfes

Attorney, Agent, or Firm—Michael J. Striker

[57] CLAIM

The ornamental design for a dry shaver, substantially as
shown and described.

DESCRIPTION

FIG. 1 is a front elevation of a dry shaver showing my
new design, the continuous textures of the body and
shaving head being shown only partially for ease of
illustration;

FIG. 2 is a right side elevational view thereof;

FIG. 3 is a left side elevational view thereof;

FIG. 4 is a rear elevational view thereof;

FIG. 5 is a top plan view thereof;

FIG. 6 is a bottom plan view thereof; and

FIG. 7 is a front perspective view thereof.

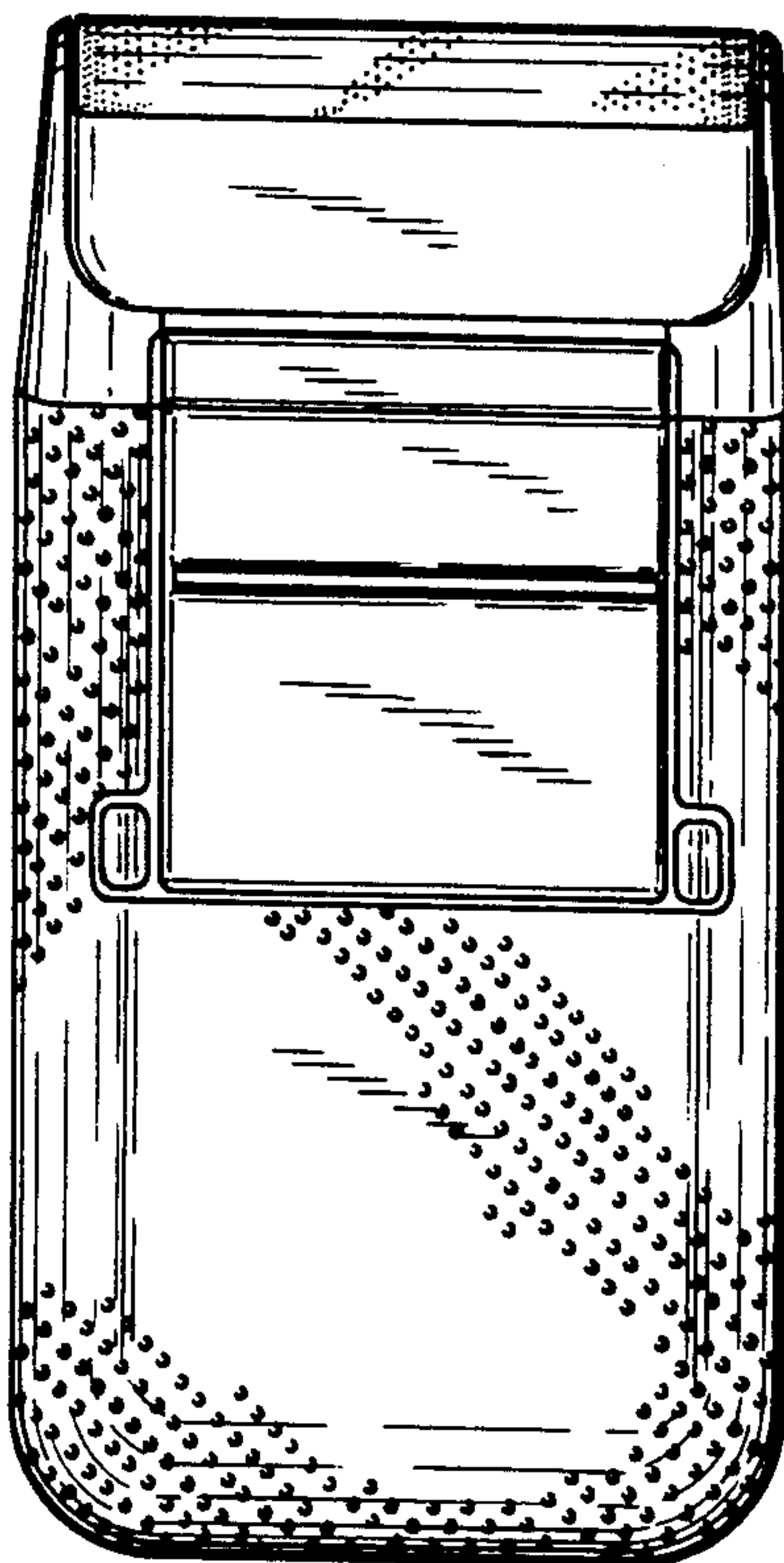


FIG. 1




FIG. 2




FIG. 3

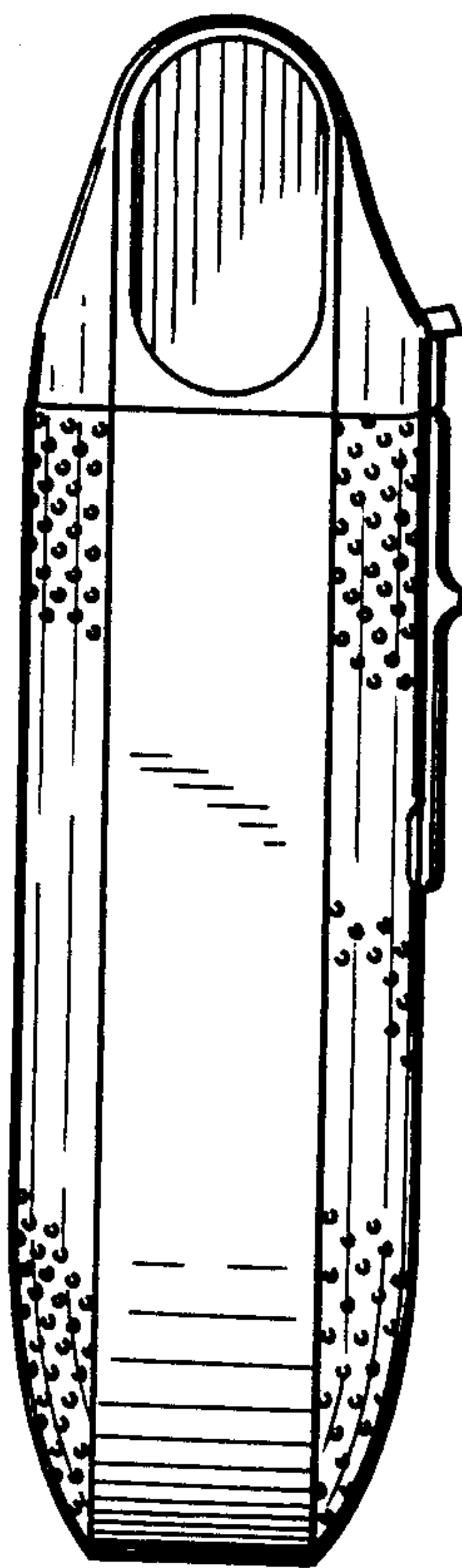


FIG. 4

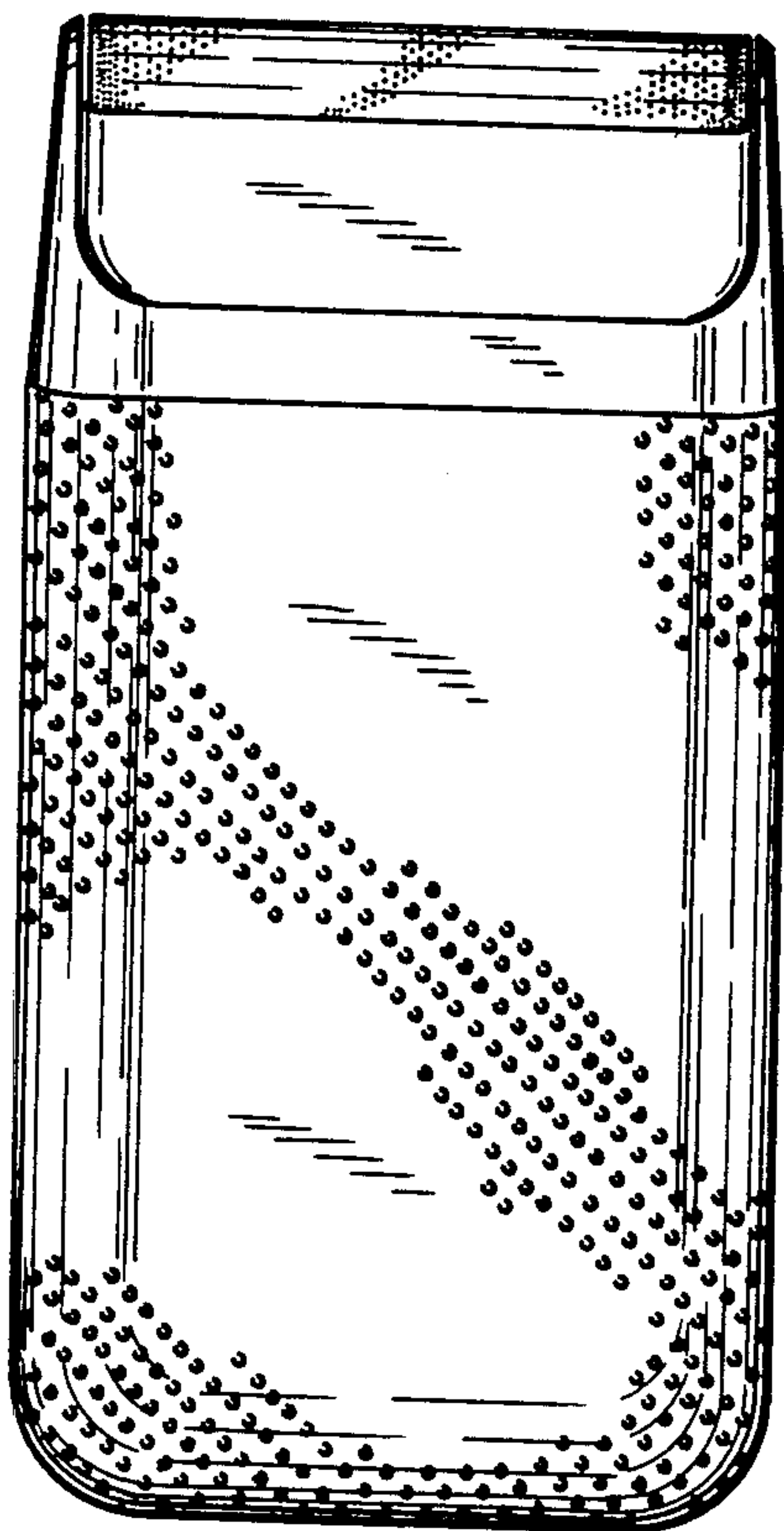


FIG. 5

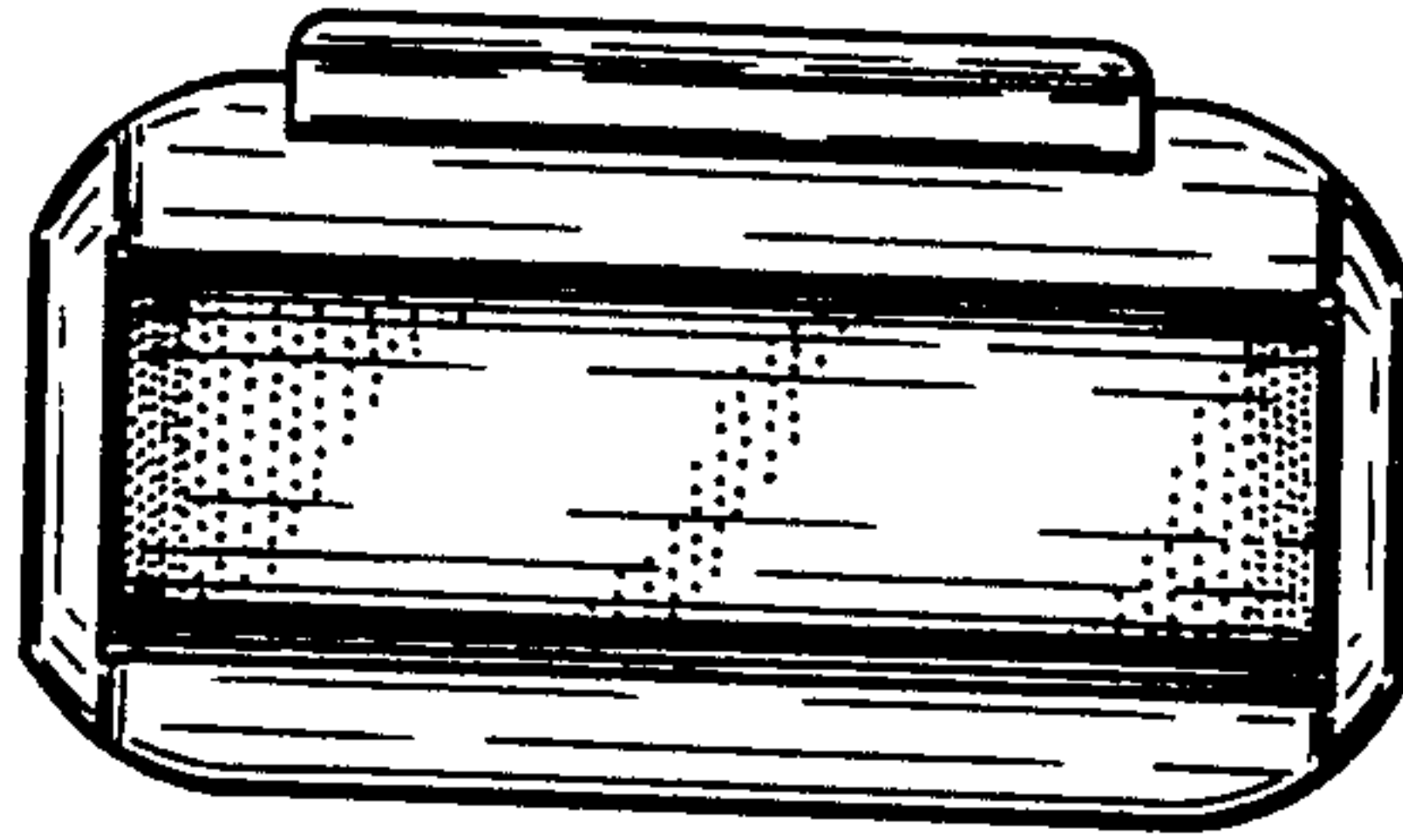


FIG. 6




FIG. 7

