

[54] FINGER RING

[75] Inventor: Robert C. Laidlaw, Mission Viejo, Calif.

[73] Assignee: Josten's, Minneapolis, Minn.

[\*\*] Term: 14 Years

[21] Appl. No.: 644,755

[22] Filed: Dec. 29, 1975

[51] Int. Cl. .... D11-01

[52] U.S. Cl. .... D11/36

[58] Field of Search ... D45/1 R, 1 B, 4 C, 10 A-10 C; 63/1 R, 1 A, 2, 3, 15-15.8; D11/1, 3, 26, 33, 36

[56] References Cited

U.S. PATENT DOCUMENTS

|            |         |                |          |
|------------|---------|----------------|----------|
| 2,726,520  | 12/1955 | Debler .....   | D45/1 B  |
| D. 59,249  | 10/1921 | Mayer .....    | 63/15    |
| D. 189,312 | 11/1960 | Frackman ..... | D45/10 C |

OTHER PUBLICATIONS

*Kay Jewelers Christmas 1963 Catalog*, p. 5, Diamond Ring 5A top right.

*Primary Examiner*—Robert C. Spangler

*Assistant Examiner*—Louis S. Zarfes

*Attorney, Agent, or Firm*—William C. Babcock

[57] CLAIM

The ornamental design for a finger ring, as shown and described.

DESCRIPTION

FIG. 1 is a perspective of a finger ring showing my new design.

FIG. 2 is a front elevational view of a finger ring showing my new design, the rear side being a mirror image thereof.

FIG. 3 is a right side elevational view of a finger ring showing my new design, the left side being a mirror image thereof.

FIG. 4 is a top plan view of a finger ring showing my new design.

FIG. 5 is a bottom plan view of a finger ring showing my new design.




Fig. 1

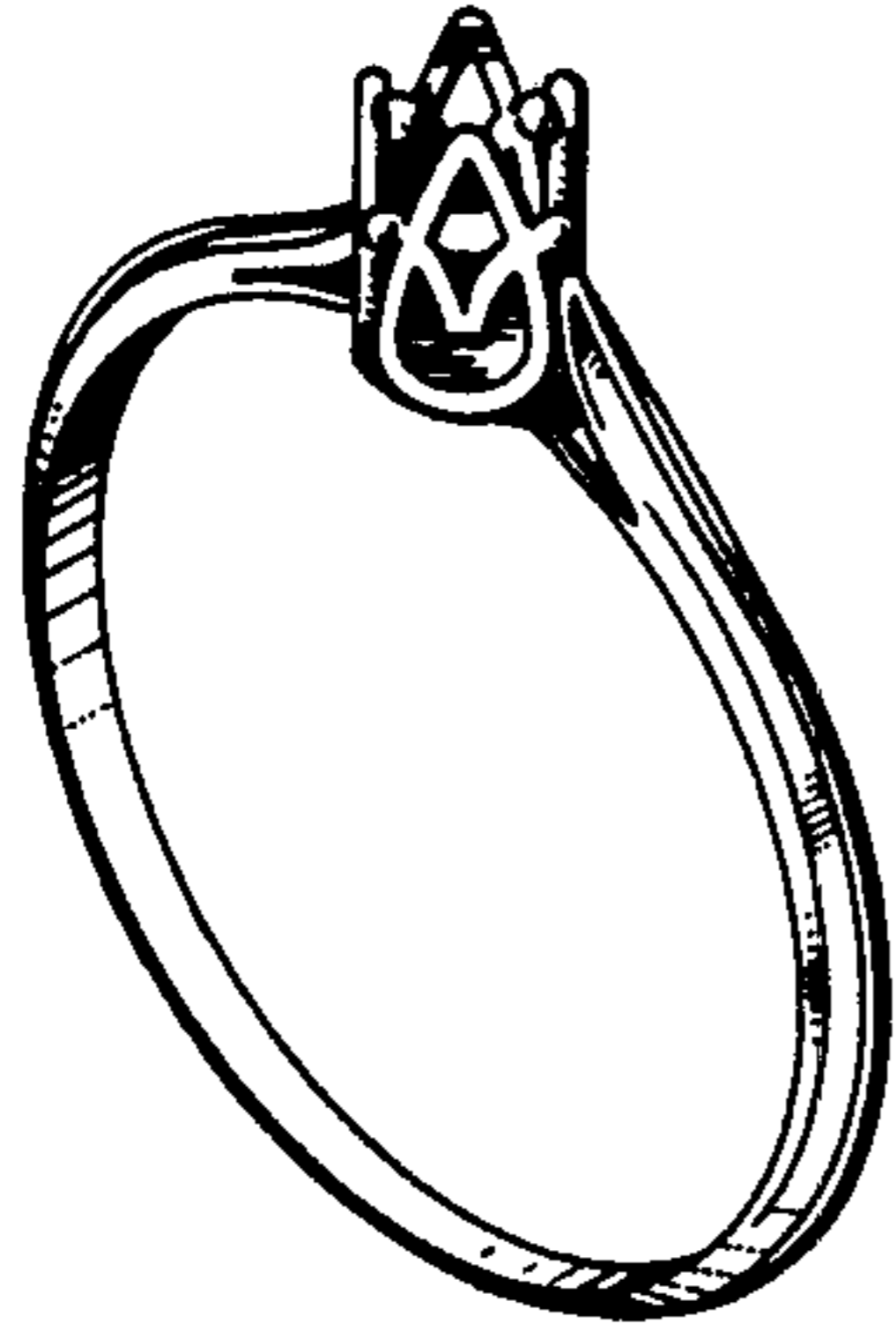


Fig. 2




Fig. 3



Fig. 4



Fig. 5

