

[54] FLOOR JACK

[75] Inventor: Howard Kenig, Bristol, Pa.
[73] Assignee: Gulf & Western Manufacturing
Company (Systems)
[**] Term: 14 Years
[21] Appl. No.: 633,347
[22] Filed: Nov. 19, 1975

[51] Int. Cl. D12-05
[52] U.S. Cl. D12/55
[58] Field of Search D12/56, 55; 254/2 B,
254/2 R, 3 B-10 B, 93 H

[56] References Cited

U.S. PATENT DOCUMENTS

2,039,895 5/1936 Green D12/55
3,967,814 7/1976 Leibundgut 254/8 B

OTHER PUBLICATIONS

J. C. Whitney Catalog No. 321, rec'd Mar. 12, 1974, p. 111, Hydraulic Service Jack, bottom right side of page.

Primary Examiner—Wallace R. Burke
Assistant Examiner—James M. Gandy
Attorney, Agent, or Firm—Thomas E. Harrison, Jr.

[57] CLAIM

The ornamental design for a floor jack, as shown.

DESCRIPTION

FIG. 1 is a perspective view of a floor jack in a raised position showing my new design.

FIG. 2 is a front elevation view thereof in a normal lowered position.

FIG. 3 is a rear elevation view of FIG. 2.

FIG. 4 is a top plan view of FIG. 2.

FIG. 5 is a side elevation view of FIG. 2, the opposite side being a mirror image thereof.

FIG. 6 is a bottom plan view of FIG. 2.




Fig. 1.


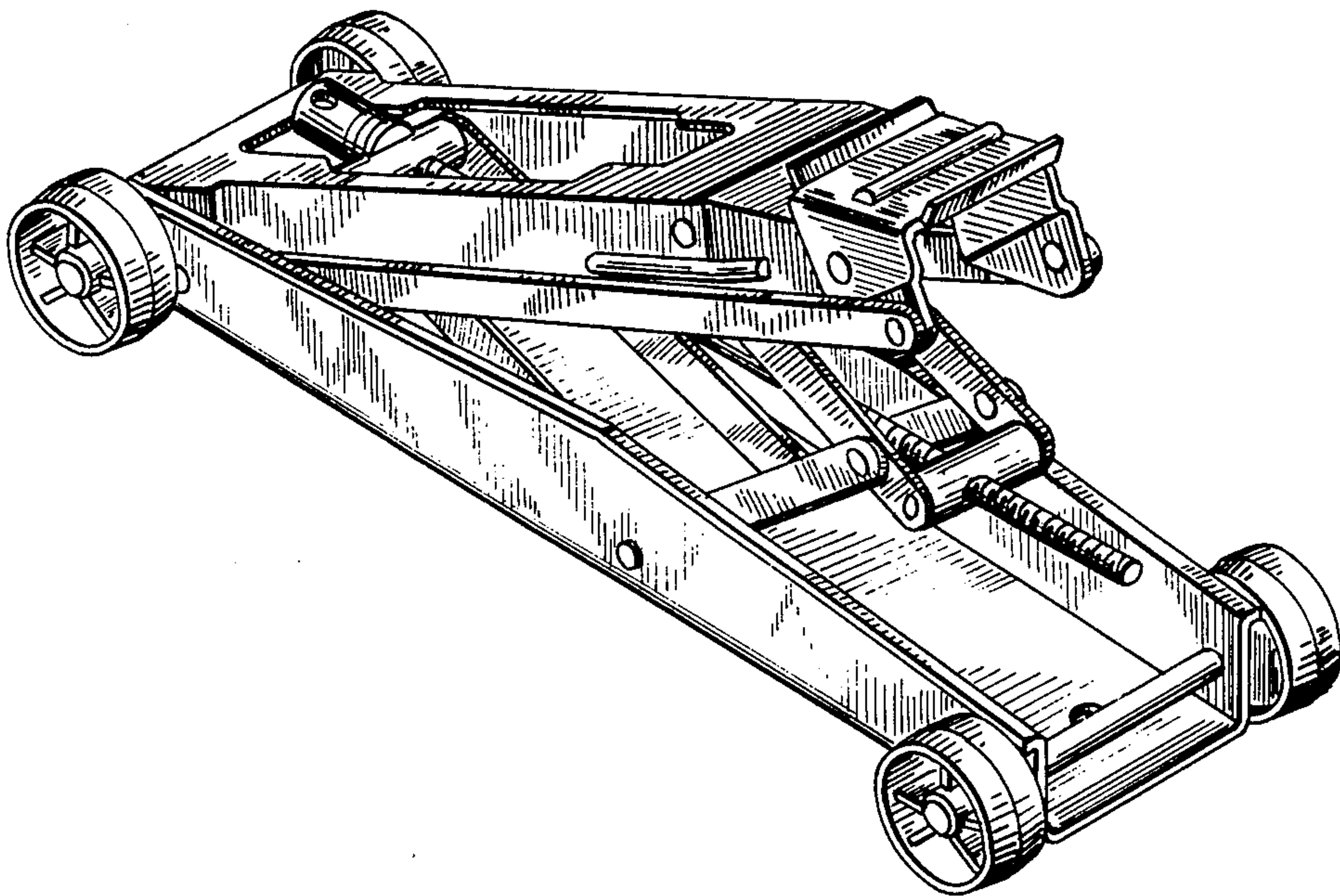


Fig. 2.

Fig. 3.




Fig. 4.

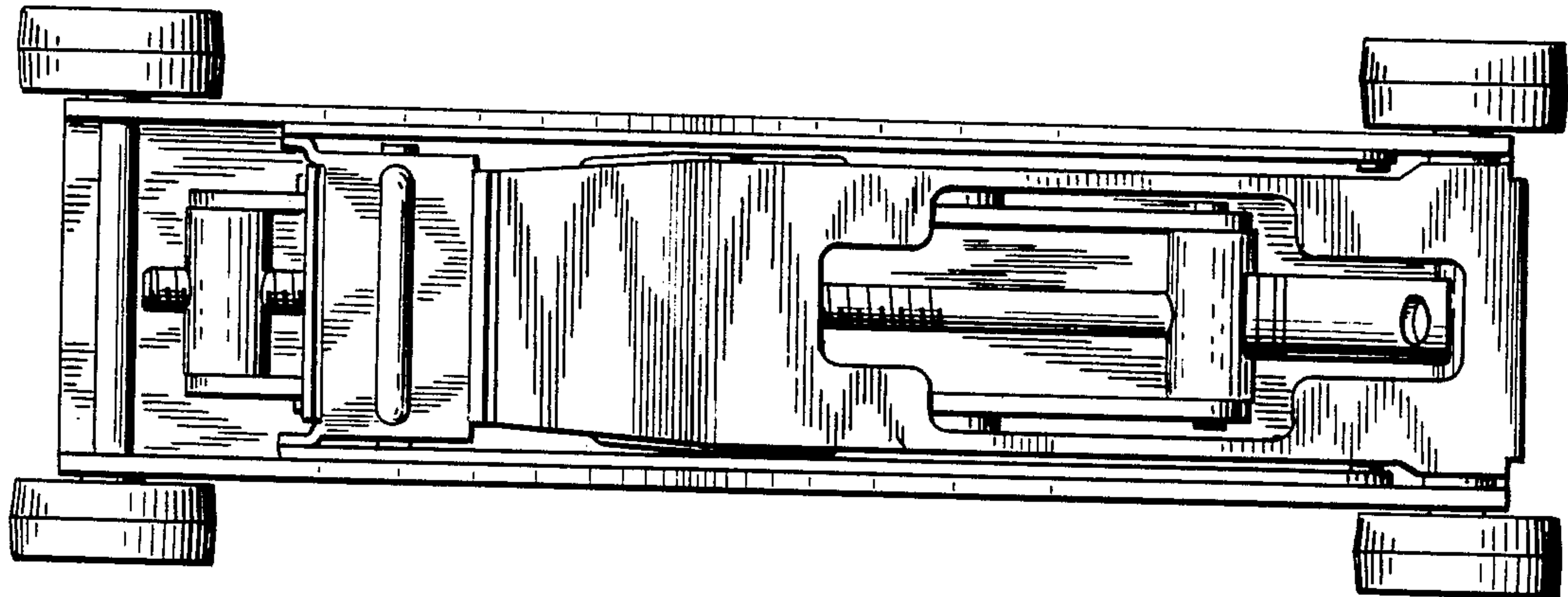


Fig. 5.

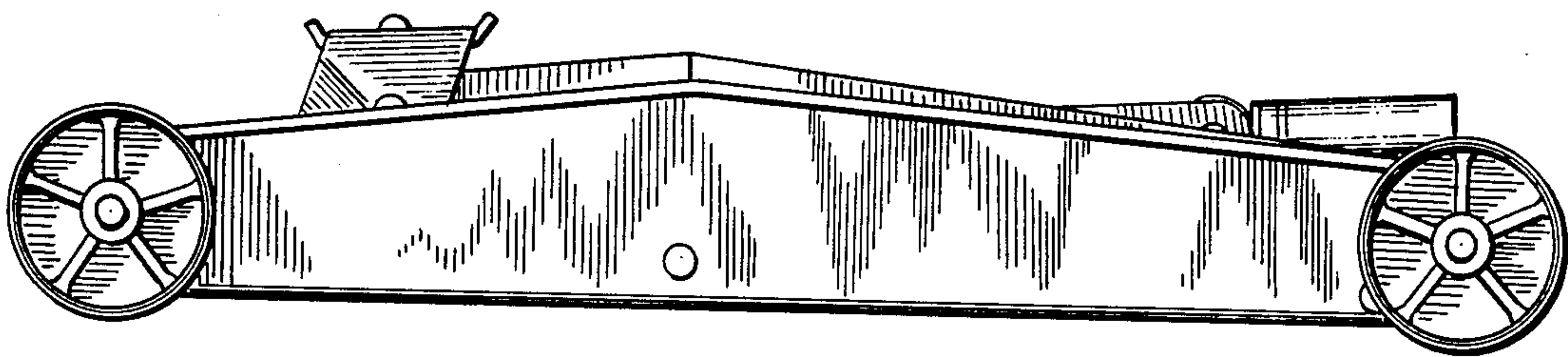


Fig. 6.

