

[54] **FAN**
 [75] **Inventor:** Bern M. Bonifant, Tacoma, Wash.
 [73] **Assignee:** Flex-A-Lite Corporation, Tacoma, Wash.
 [*] **Notice:** The portion of the term of this patent subsequent to Mar. 18, 1989, has been disclaimed.
 [**] **Term:** 14 Years
 [21] **Appl. No.:** 565,391
 [22] **Filed:** Apr. 7, 1975
 [51] **Int. Cl.** D23-04
 [52] **U.S. Cl.** D23/165
 [58] **Field of Search** D77/1 A; D23/165; 416/132, 132 A

D. 225,853	1/1973	Hecht	416/132 A
D. 228,913	10/1973	Fulton	D23/165
D. 232,362	8/1974	Bonifant	D23/165
D. 234,517	3/1975	Bonifant	D23/165
D. 235,021	4/1975	Fulton	416/132 A

FOREIGN PATENT DOCUMENTS

1,212,127	11/1970	United Kingdom	416/132
-----------	---------	----------------------	---------

OTHER PUBLICATIONS

Electrical Manufacturing, p. 14, Jan. 1937, Autocrat Fan, top left side of page.

Primary Examiner—Wallace R. Burke
Assistant Examiner—James M. Gandy
Attorney, Agent, or Firm—Thomas W. Secrest

CLAIM

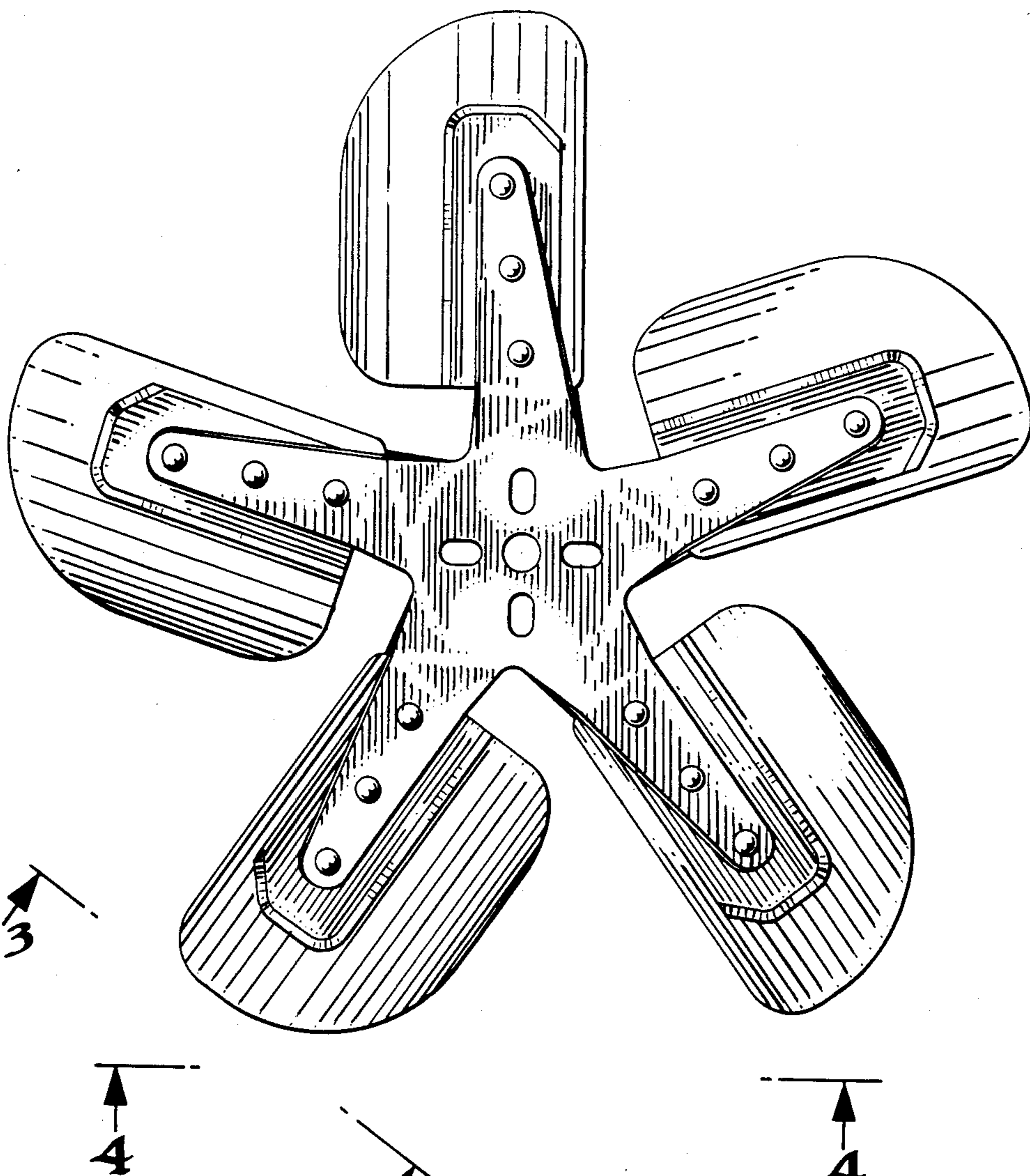
The ornamental design of a fan, substantially as shown.

DESCRIPTION

FIG. 1 is a front elevational view of a fan showing my new design;
 FIG. 2 is a rear elevational view thereof;
 FIG. 3 is an end elevational view thereof taken along the line 3—3 in FIG. 1; and
 FIG. 4 is an end elevational view thereof taken along the line 4—4 in FIG. 1.

[56] **References Cited**

U.S. PATENT DOCUMENTS			
3,594,098	7/1971	Pratinidhi	416/132 A
3,639,078	2/1972	Pratinidhi	416/132 A
3,728,043	4/1973	Pratinidhi	416/132 A
3,794,001	2/1974	Birch et al.	416/132 A
D. 48,494	2/1916	Irving	D23/165
D. 193,643	9/1962	Klonoski et al.	D23/165



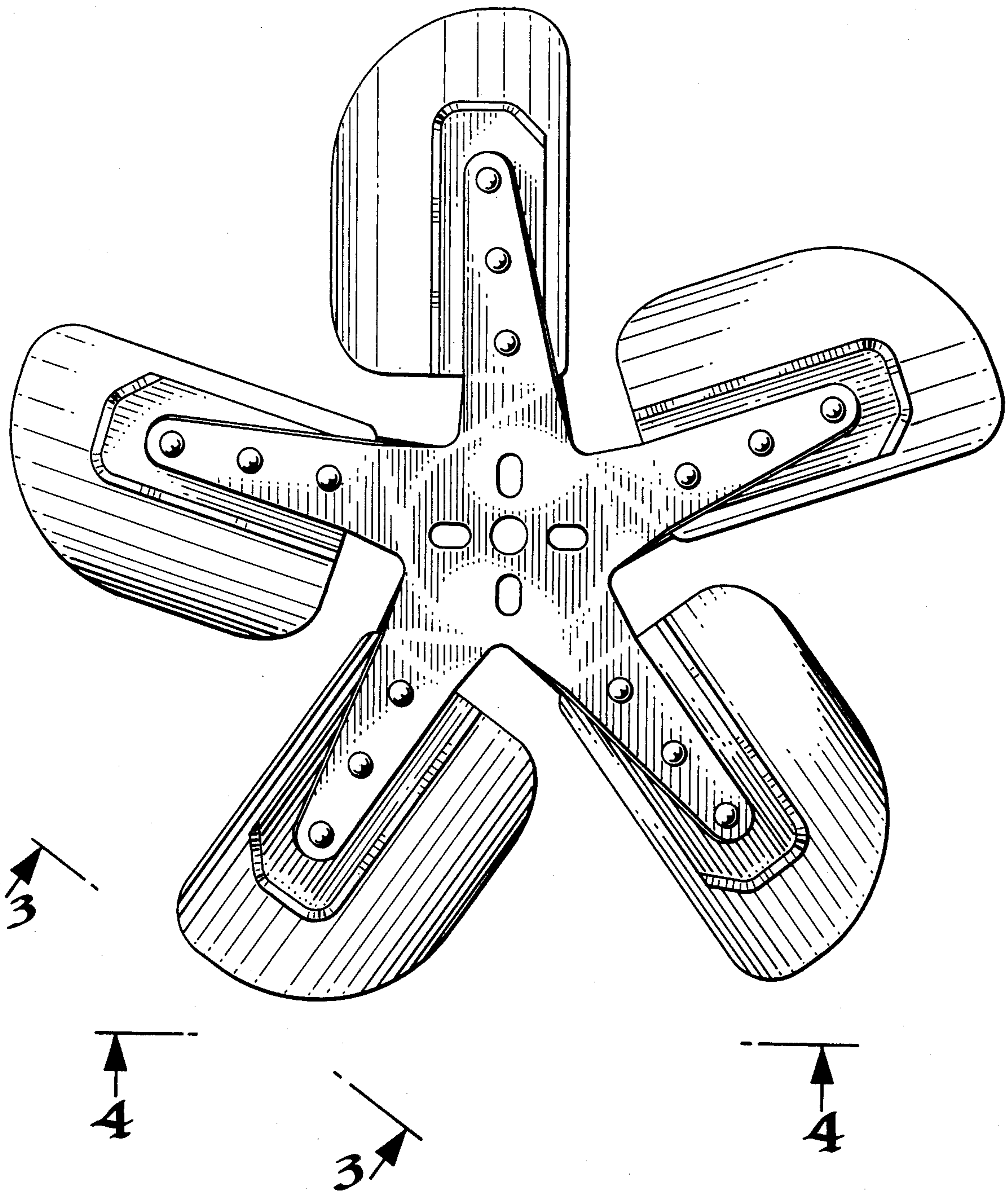


Fig. 1.

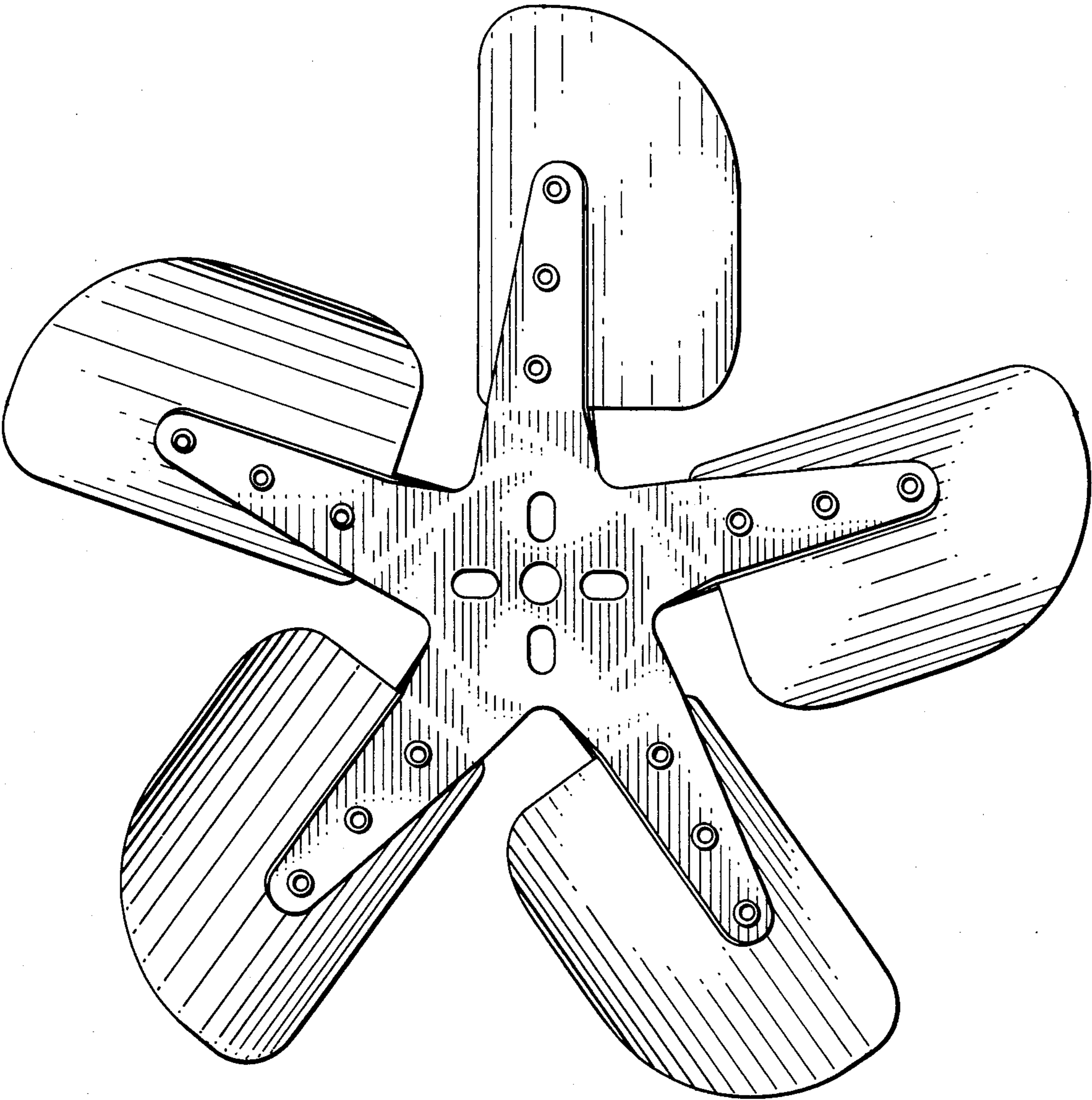


Fig. 2.

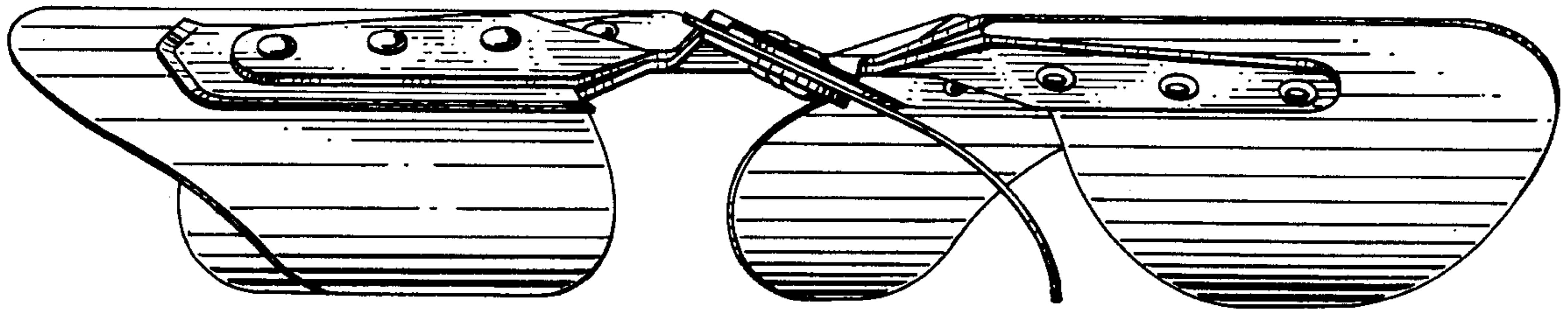


Fig. 3.

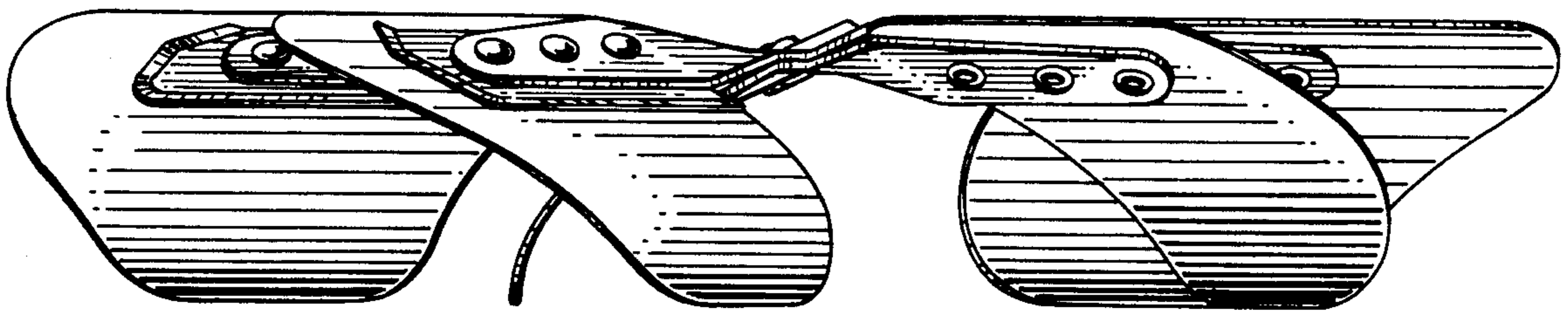


Fig. 4.