

# United States Patent [19]

Kneller William J.

[11] **Des. 245,417**

[45] **\*\* Aug. 16, 1977**

[54] **ELECTRICAL PLUG**

[76] **Inventor:** William J Kneller, Jay-Cee  
Industrial Park Bldg. 8, Fox Drive &  
Main St., Tullytown, Pa. 19007

[\*\*] **Term:** 14 Years

[21] **Appl. No.:** 684,856

[22] **Filed:** May 10, 1976

[51] **Int. Cl.** ..... D13—03

[52] **U.S. Cl.** ..... D13/28

[58] **Field of Search** ..... D26/1 R, 1 A, 1 B, 1 C,  
D26/1 E; 339/59 R, 59 M, 107, 206 R, 206 P,  
208, 186 R, 186 M, 103 R

[56] **References Cited**

**U.S. PATENT DOCUMENTS**

2,756,402 7/1956 Haworth et al. .... 339/103 R

3,249,906 5/1966 Stillmaker ..... 339/103 R X  
3,573,714 4/1971 Turner ..... 339/107 X  
D. 78,318 4/1929 Streun ..... D26/1 B  
D. 128,216 7/1941 Reinecke ..... D26/1 B

*Primary Examiner*—Susan J. Lucas

*Attorney, Agent, or Firm*—Zachary T. Wobensmith

[57] **CLAIM**

The ornamental design for an electrical plug, as shown.

**DESCRIPTION**

FIG. 1 is a view in perspective of an electrical plug showing my new design;

FIG. 2 is an elevational view of one end of the electrical plug shown in FIG. 1;

FIG. 3 is an elevational view of a first side thereof;

FIG. 4 is an elevational view of a second side thereof;

FIG. 5 is an elevational view of a third side thereof;

FIG. 6 is an elevational view of a fourth side thereof;

FIG. 7 is an elevational view of the other end thereof;

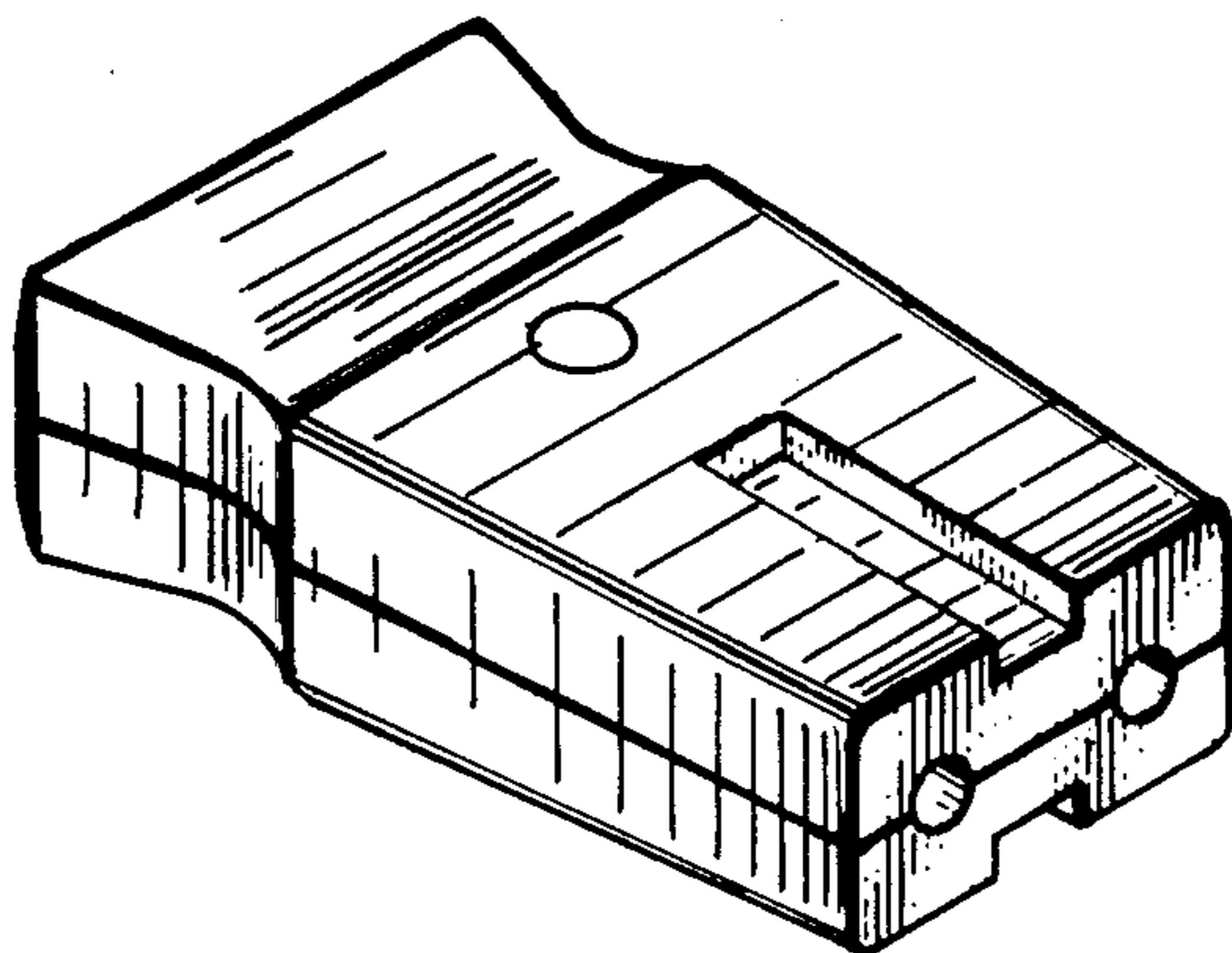


Fig. 1.


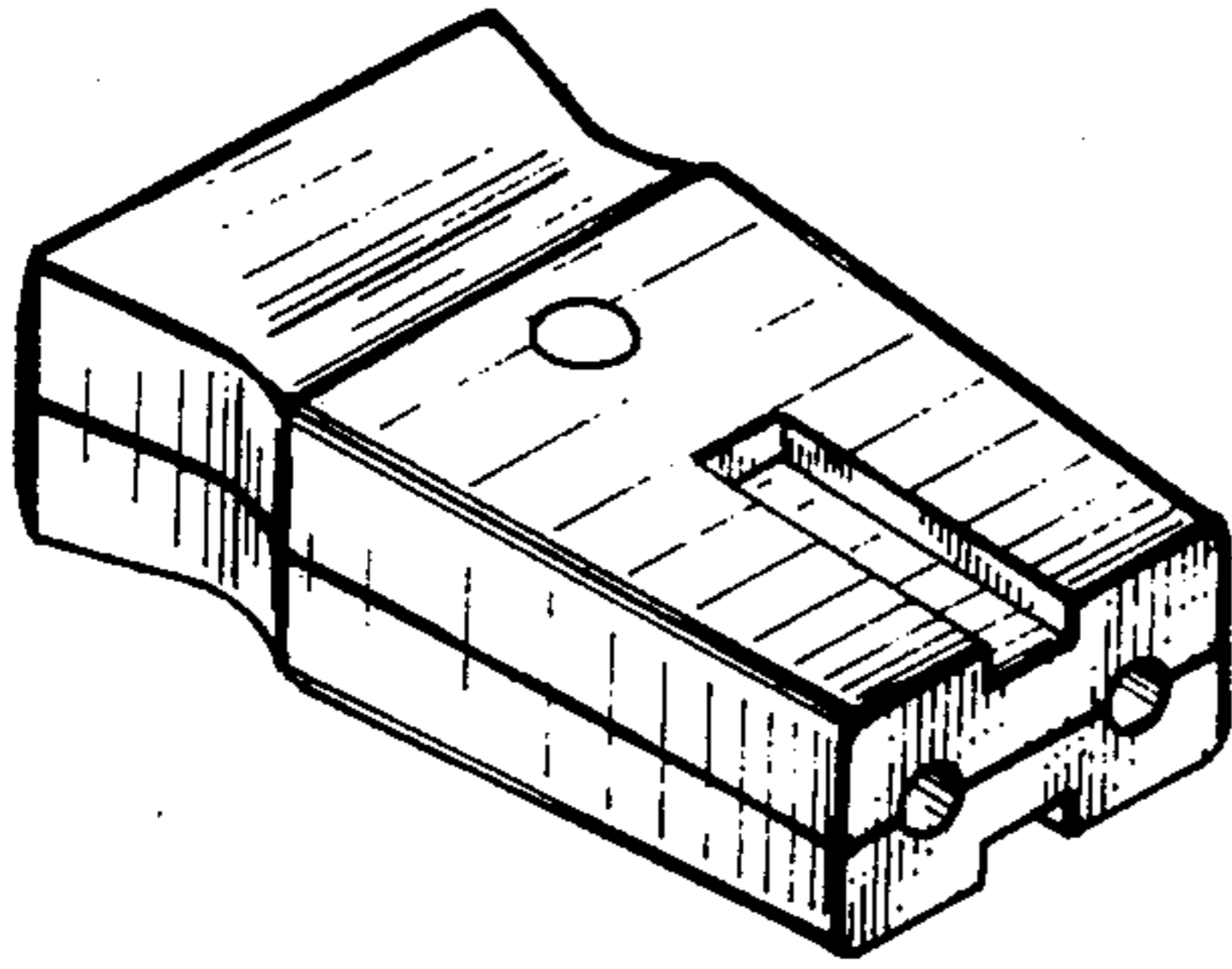


Fig. 2.

Fig. 3.

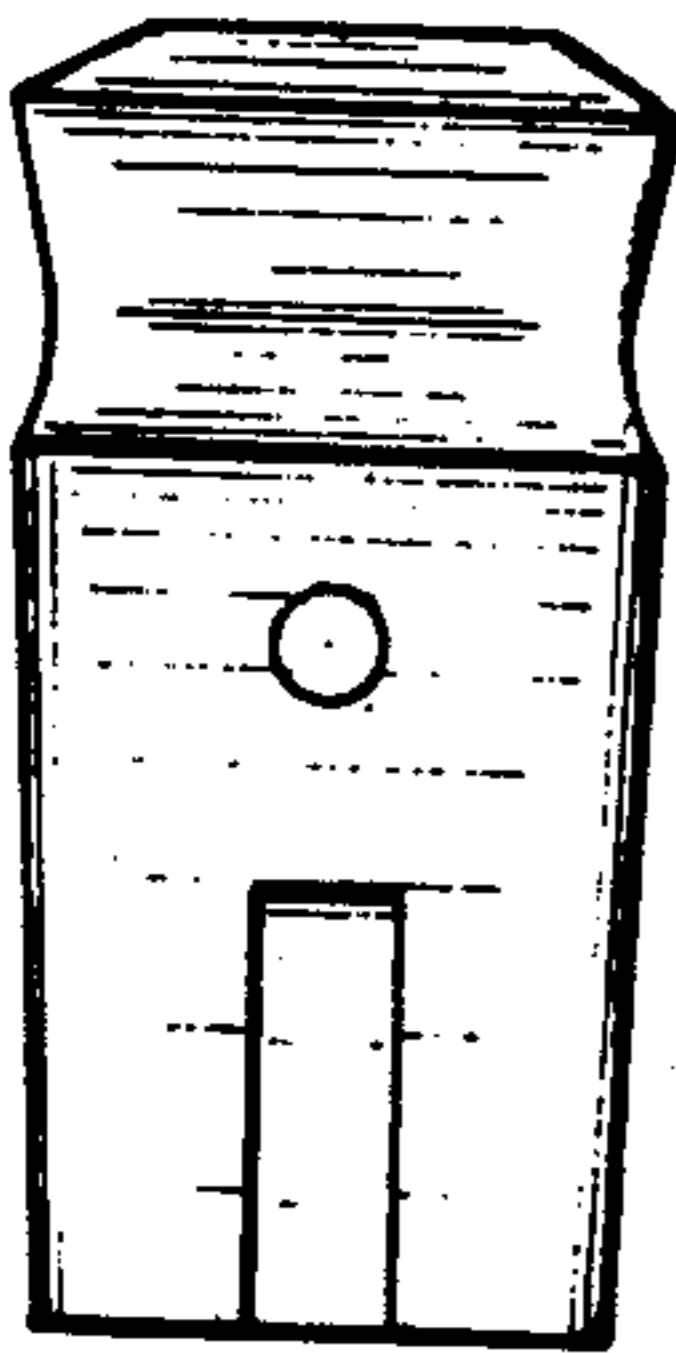


Fig. 4.

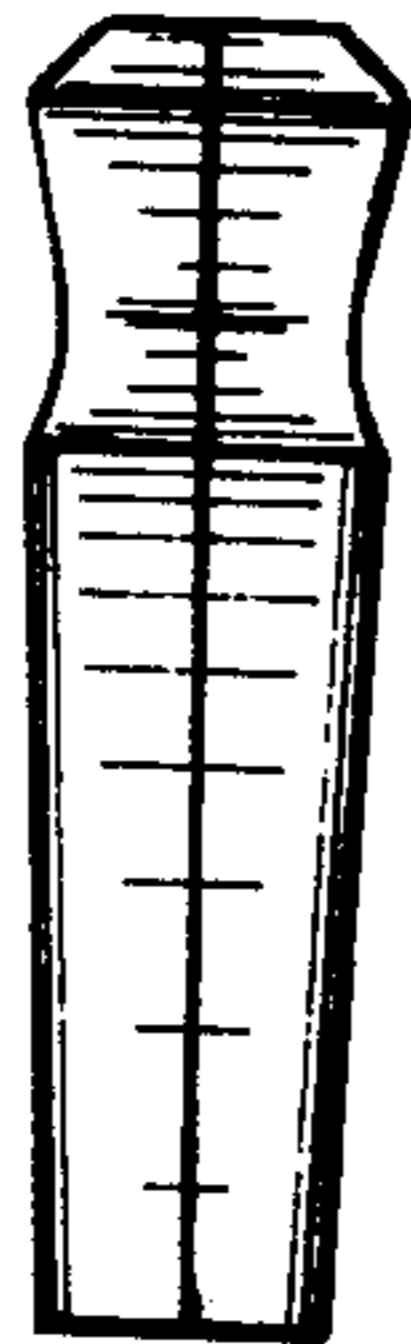


Fig. 5.




Fig. 6.

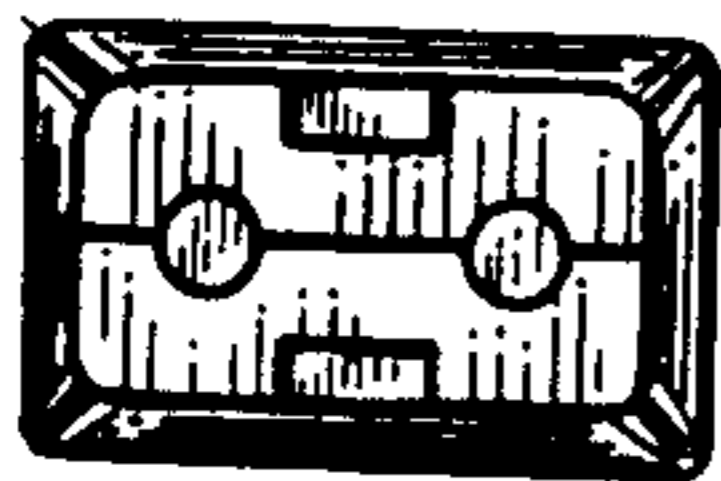
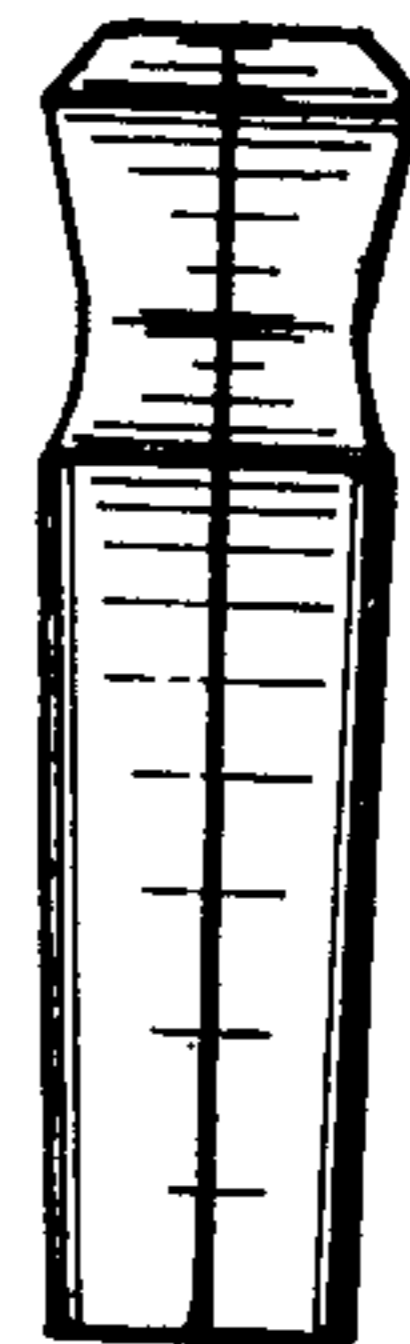


Fig. 7.