

[54] TIRE FOR A VEHICLE WHEEL

[75] Inventor: David Lyndon Buck, Sutton Coldfield, England

[73] Assignee: Dunlop Limited, London, England

[**] Term: 14 Years

[21] Appl. No.: 652,850

[22] Filed: Jan. 27, 1976

[30] Foreign Application Priority Data

Aug. 2, 1975 United Kingdom 972058/75

[51] Int. Cl. D12-15

[52] U.S. Cl. D12/145

[58] Field of Search 152/209; D12/141-143, D12/145, 146-149, 151, 134, 136

[56] References Cited

U.S. PATENT DOCUMENTS

D. 64,433	4/1924	Wisniowski	D12/148
D. 64,930	6/1924	Paul	152/209 D
D. 96,184	7/1935	Hower	D12/145
D. 230,260	2/1974	Smith et al.	D12/145
D. 237,480	11/1975	Pules et al.	D12/145

Primary Examiner—Wallace R. Burke
Assistant Examiner—James M. Gandy
Attorney, Agent, or Firm—Davidson C. Miller


[57] CLAIM

The ornamental design for tire for a vehicle wheel, as shown and described.

DESCRIPTION

FIG. 1 is a perspective view of a tire for a vehicle wheel showing my new design it being understood that the tread design is repeated throughout the circumference of the tire, the opposite side being substantially the same as that shown;

FIG. 2 is a front elevational view thereof; and
FIG. 3 is a side elevational view thereof.






FIG. 1

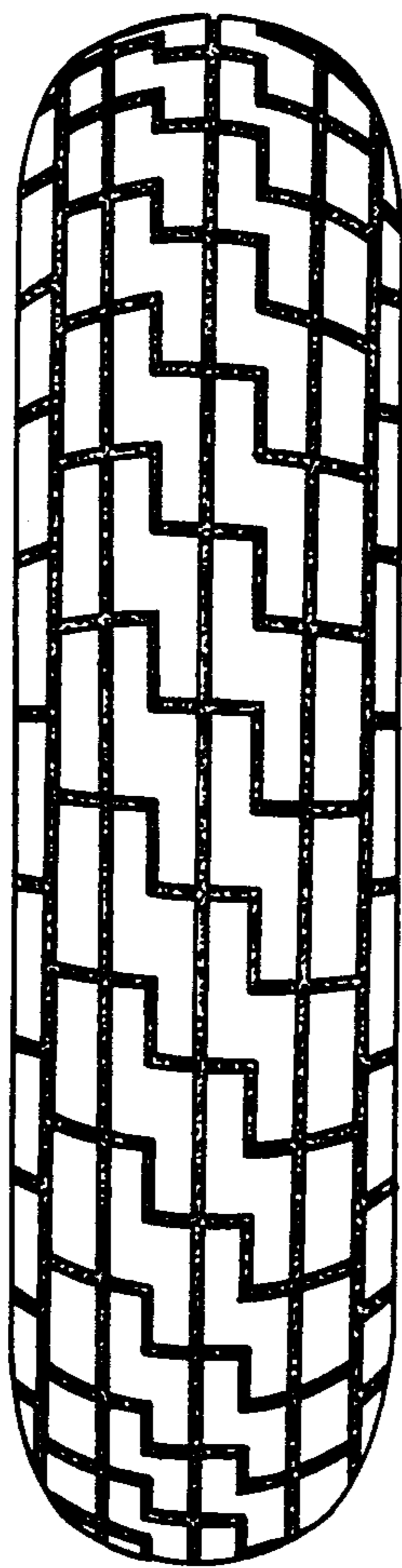


FIG. 2

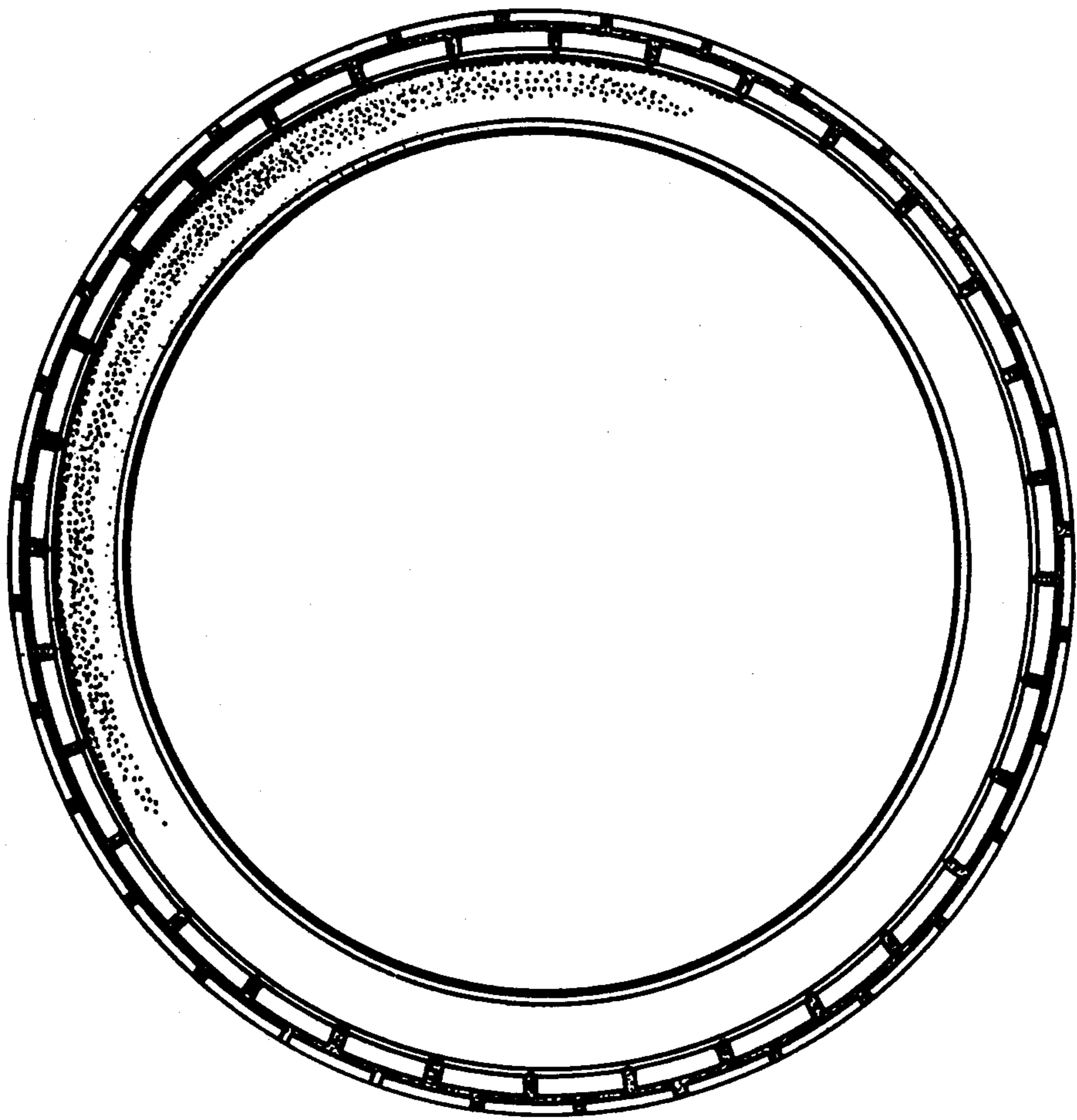


FIG. 3