

United States Patent [19]
Kahn

[11] **Des. 245,401**
[45] **** Aug. 16, 1977**

[54] **GAUGE FOR CHECKING THE HEIGHT OF TENNIS NETS**

[75] Inventor: **William L. Kahn**, Sarasota, Fla.

[73] Assignee: **Net Check, Inc.**, Sarasota, Fla.

[**] Term: **14 Years**

[21] Appl. No.: **685,776**

[22] Filed: **May 13, 1976**

[51] Int. Cl. **D10-04**

[52] U.S. Cl. **D10/64**

[58] Field of Search **D10/64, 61-65, D10/70-71, 74; 33/75, 105, 185**

[56] **References Cited**

U.S. PATENT DOCUMENTS

1,015,877 1/1912 DuMouchel 33/105

2,354,737 8/1944 Brown 33/75 R
D. 220,061 3/1971 Kerns D10/62


Primary Examiner—Nelson C. Holtje
Attorney, Agent, or Firm—Henry N. Paul, Jr.

[57] **CLAIM**

The ornamental design for an gauge for checking the height of tennis nets, as shown and described.

DESCRIPTION

FIG. 1 is a front perspective view of a gauge for checking the height of tennis nets showing my new design; FIG. 2 is a right side elevational view thereof; FIG. 3 is a rear elevational view thereof; FIG. 4 is a left side elevational view thereof; FIG. 5 is a bottom plan view thereof; FIG. 6 is a top plan view thereof; and FIG. 7 is a front perspective view thereof in a folded storage position.



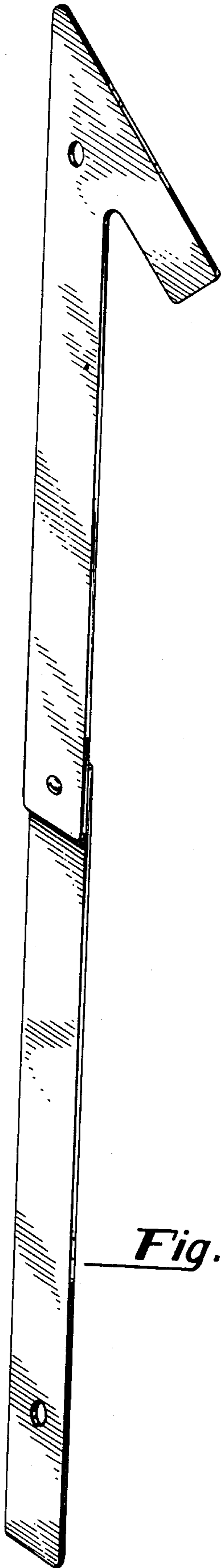


Fig. 1



Fig. 2

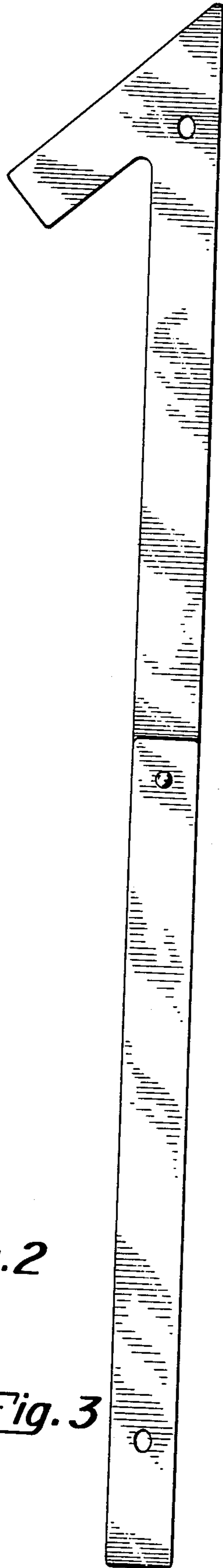


Fig. 3



Fig. 4



Fig. 5



Fig. 6

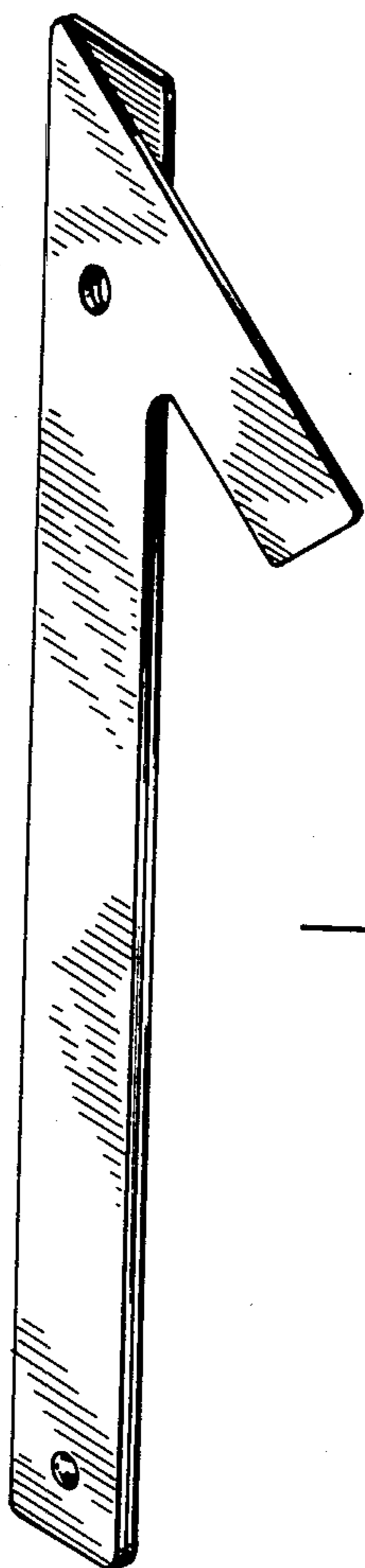


Fig. 7