

[54] WALL PLATE

[75] Inventor: Joan Klatil Creamer, Warwick, R.I.

[73] Assignee: General Electric Company

[**] Term: 14 Years

[21] Appl. No.: 502,300

[22] Filed: Aug. 30, 1971

[51] Int. Cl. D8-09

[52] U.S. Cl. D8/351

[58] Field of Search D8/183, 179, 186, 350-353;
D34/15 DD; 174/66

[56] References Cited

PUBLICATIONS

Novelties, Noisemakers & Decorations, Cat. 48 ©, 1936, p. 20, left side, balloons on strings illustration.
Playthings, July 1936, p. 12, balloon target board.
Playthings, Apr. 1964, p. 87, top of page, "Balloon Clown" wall panel.


Primary Examiner—Wallace R. Burke
Assistant Examiner—B. J. Bullock
Attorney, Agent, or Firm—Paul E. Rochford

[57] CLAIM

The ornamental design for a wall plate, as shown.

DESCRIPTION

FIG. 1 is a perspective view of a wall plate embodying my new design;
FIG. 2 is a front elevational view thereof;
FIG. 3 is a rear elevational view thereof;
FIG. 4 is a side elevational view thereof;
FIG. 5 is a side elevational view of the opposite side thereof;
FIG. 6 is a top plan view thereof;
FIG. 7 is a bottom plan view thereof;
FIG. 8 is a vertical sectional view of the wall plate as illustrated in FIG. 2 taken along the line 8—8 of FIG. 2;
FIG. 9 is a horizontal sectional view of the wall plate as illustrated in FIG. 2 taken along the line 9—9 of FIG. 2.
© General Electric Company 1976. The drawings of this patent document contain material to which a claim of copyright is made. The copyright owner, assignee herein, has no objection to the duplication of the patent drawing, but reserves all other copyright rights whatsoever. A certified copy of the certificate of copyright registration as registered by the U. S. Copyright Office is in the file of the application of this patent.






FIG. 1

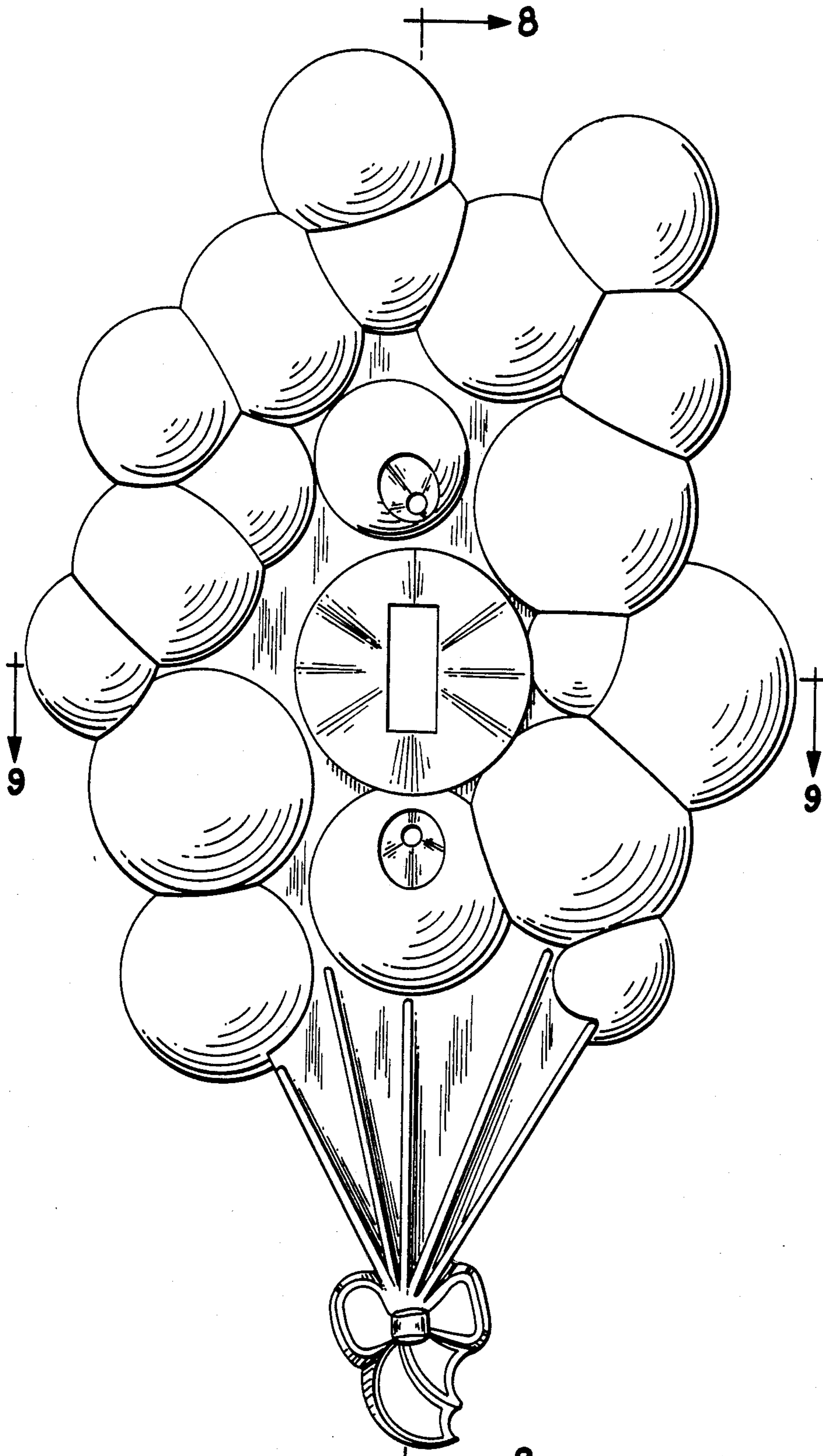


FIG. 2



FIG. 4

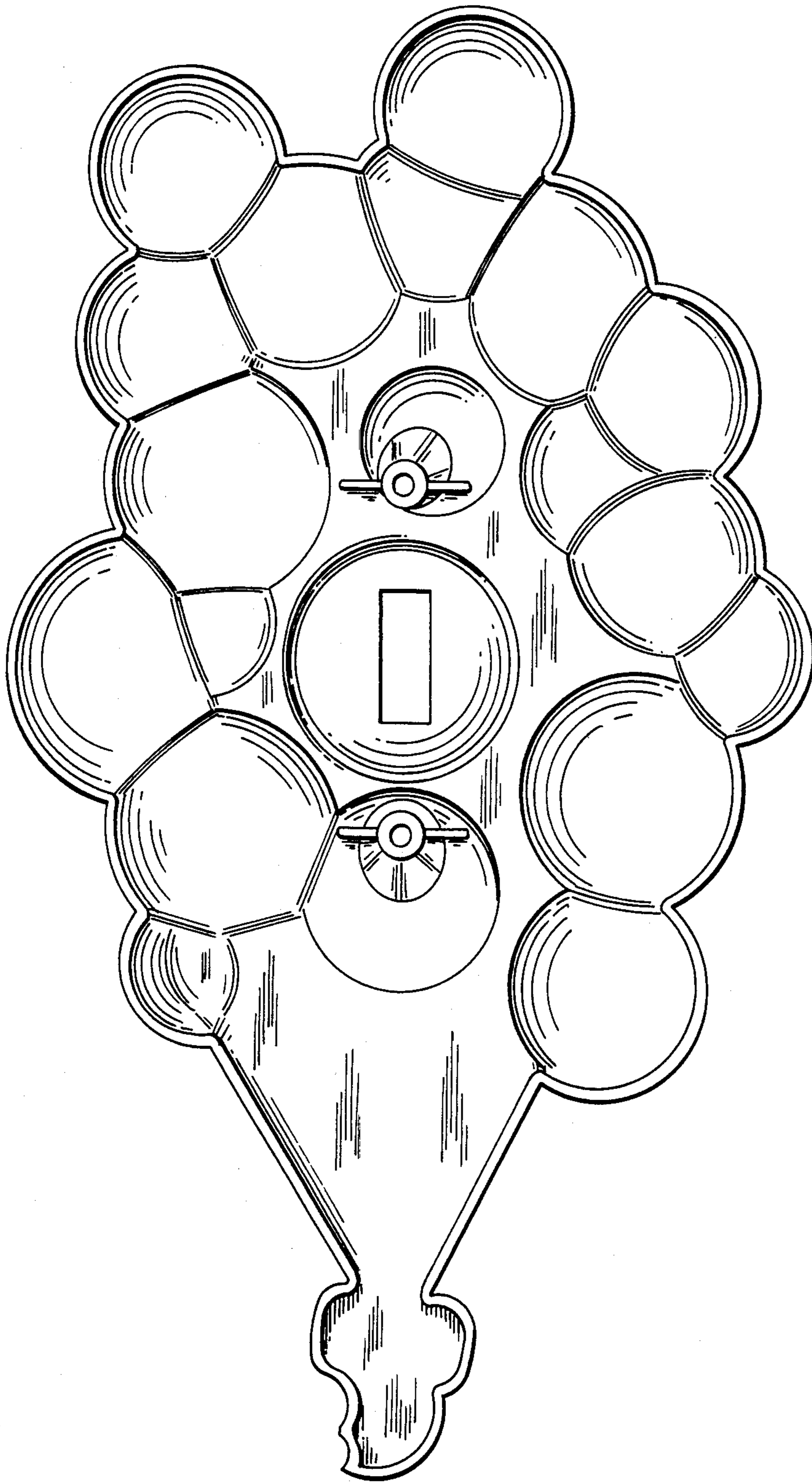


FIG. 3

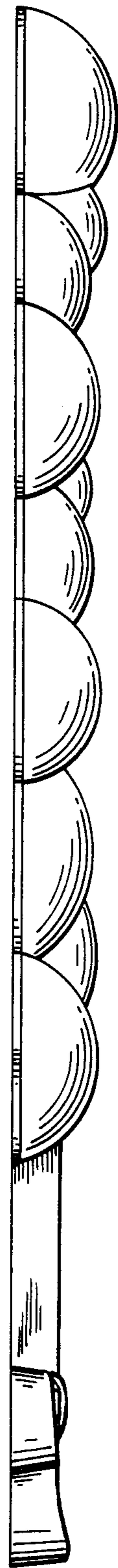


FIG. 5




FIG. 6

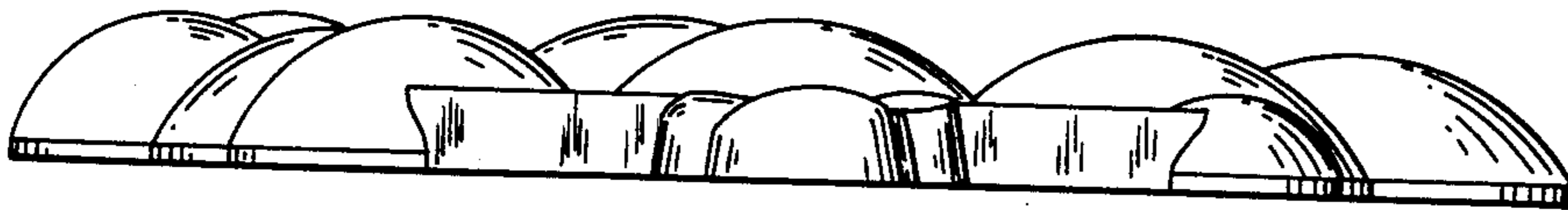


FIG. 7

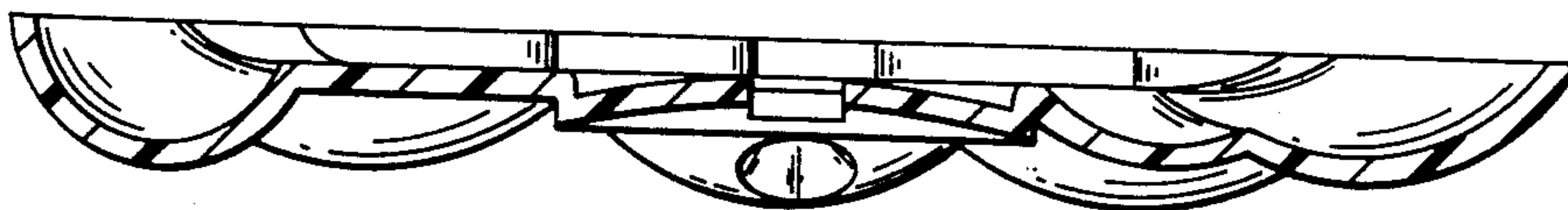


FIG. 9

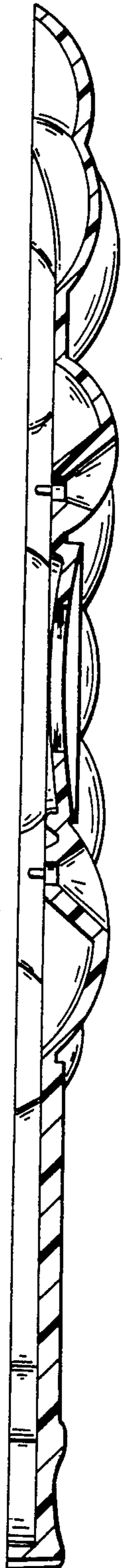


FIG. 8