

[54] DRIVE ADAPTOR FOR SOCKETS OR THE LIKE

Primary Examiner—Alan P. Douglas  
Attorney, Agent, or Firm—William C. Norvell, Jr.

[76] Inventor: George Cognevich, 502 Moncla Ave., Belle Chasse, La. 70037

[57] CLAIM

The ornamental design for a drive adaptor for sockets or the like, substantially as shown and described.

[\*\*] Term: 14 Years

DESCRIPTION

[21] Appl. No.: 695,433

FIG. 1 is a side perspective view from the left of a drive adaptor for sockets or the like showing my new design; FIG. 2 is a side perspective view from the right thereof; FIG. 3 is an end view showing the triangularly shaped end of the adaptor as shown in FIG. 1.

[22] Filed: June 14, 1976

FIG. 4 is an end view of the socket end of the adaptor as is shown in FIG. 2.

[51] Int. Cl. .... D8-05

[52] U.S. Cl. .... D8/70

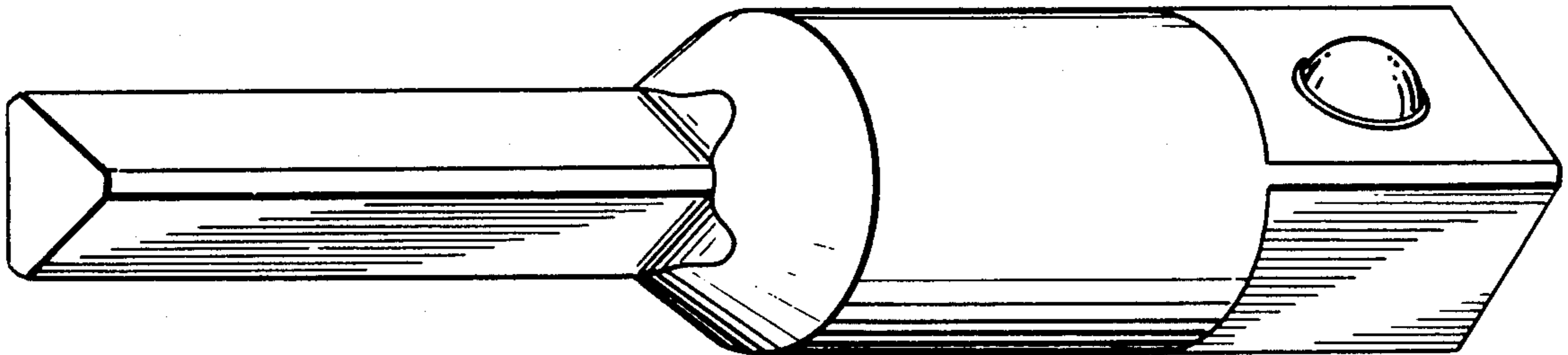
[58] Field of Search ..... D8/70, 29, 21; 279/1 A; 81/177 G, 71

The drive adaptor for sockets or the like, has been designed with a triangularly shaped end for insertion in a mechanical manipulating device, such as an electrically operated power drill, or the like, and an opposite end designed for insertion in a complementary socket, or the like.

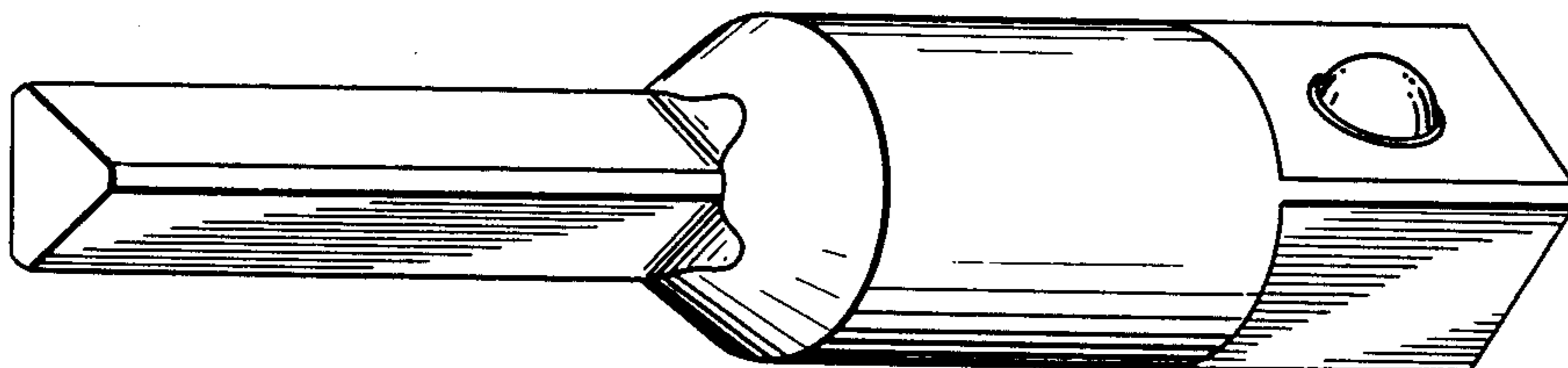
[56] References Cited

U.S. PATENT DOCUMENTS

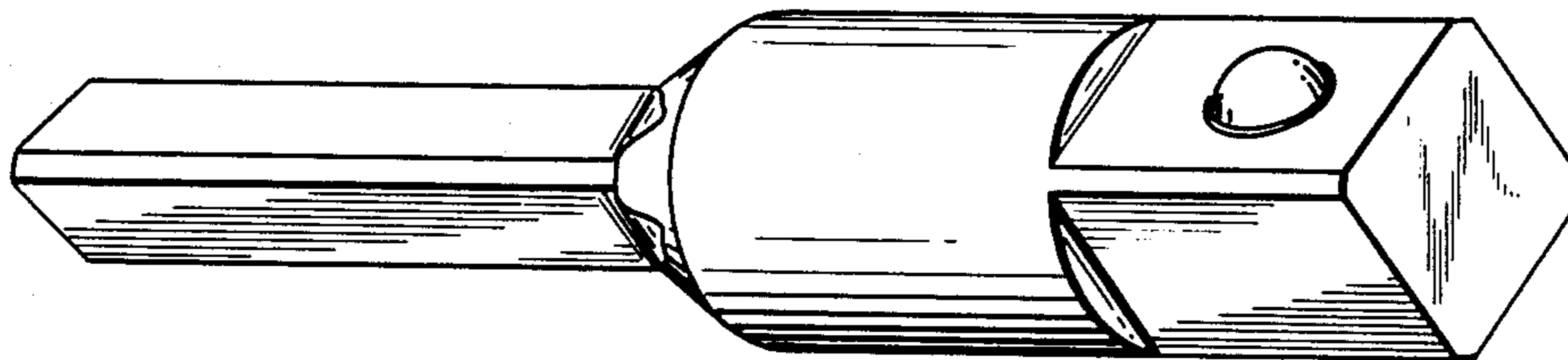
- 3,734,515 5/1973 Dudek ..... 279/1 A
- D. 45,165 1/1914 Warren ..... D8/29



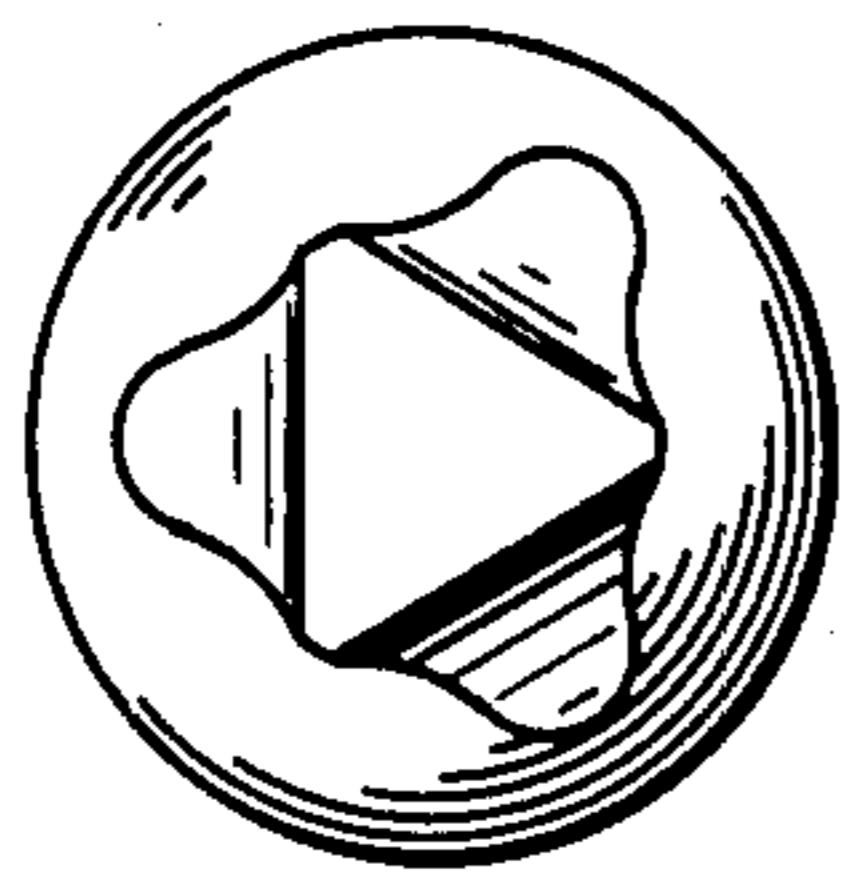
*Fig. 1*



*Fig. 2*



*Fig. 3*



*Fig. 4*

