

[54] UNDERWATER DRAINAGE DEVICE WITH DUAL COLLECTION CHAMBERS

[75] Inventors: Leonard D. Kurtz, Woodmere; Robert E. Bidwell, Melville, both of N.Y.

[73] Assignee: Deknatel, Inc.

[**] Term: 14 Years

[21] Appl. No.: 674,748

[22] Filed: Apr. 7, 1976

[51] Int. Cl. D24-02

[52] U.S. Cl. D24/59

[58] Field of Search D83/1 U; 128/275, 276, 128/278, 2 F, DIG. 24

[56] References Cited

U.S. PATENT DOCUMENTS

3,363,626	1/1968	Bidwell et al.	128/276
3,363,627	1/1968	Bidwell et al.	128/276
3,853,128	12/1974	Kurtz et al.	128/275
3,861,390	1/1975	Schachet	128/276
D. 222,312	10/1971	Kurtz et al.	D83/1 U

OTHER PUBLICATIONS

Pleur-evac, A-4000 Brochure, © 1969, Krale Underwater-Seal Drainage Device.

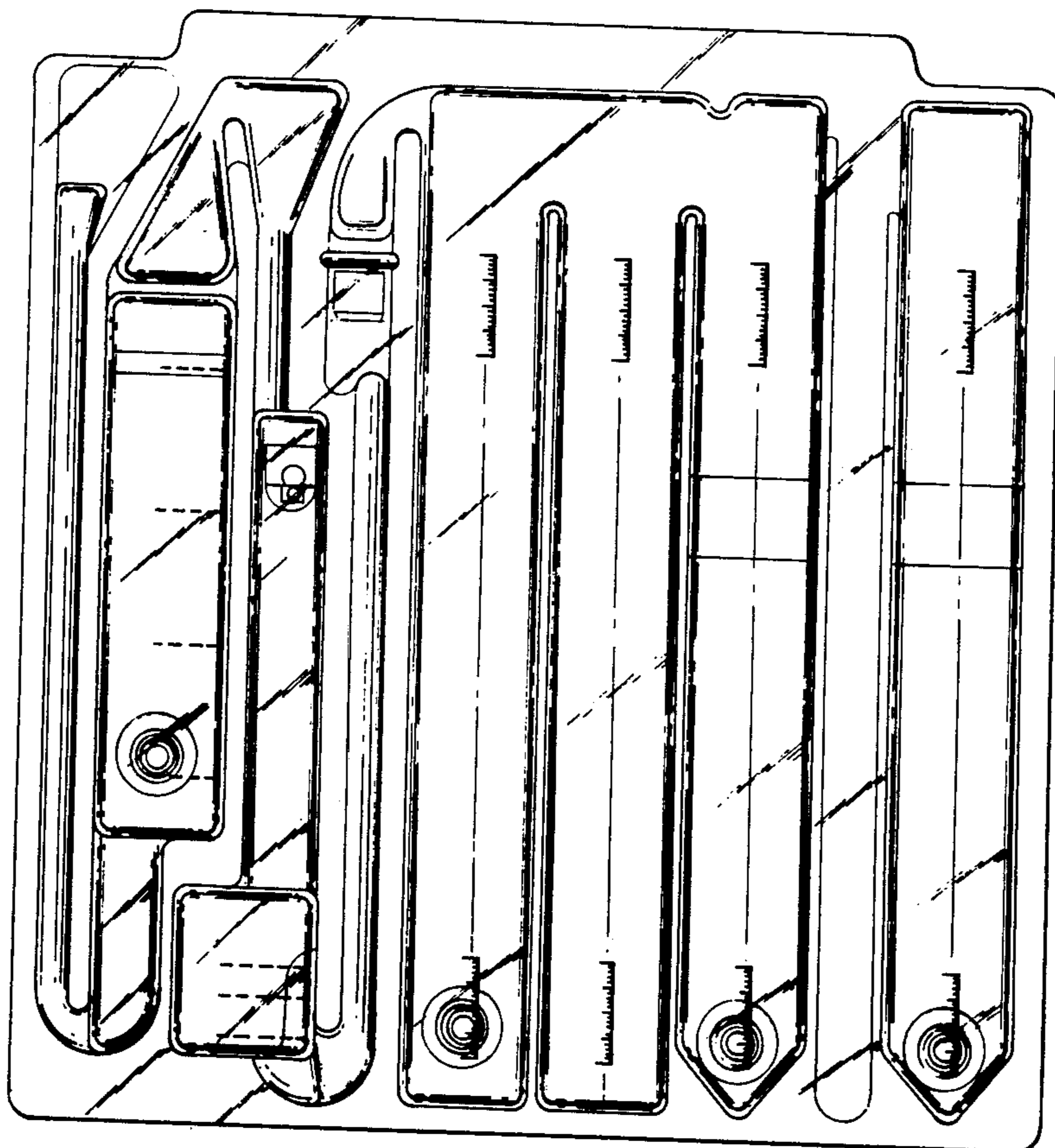
Primary Examiner—Bernard Ansher
Attorney, Agent, or Firm—Roberts B. Larson

[57] CLAIM

The ornamental design for an underwater drainage device with dual collection chambers, as shown and described.

DESCRIPTION

FIG. 1 is a front elevational view of an underwater drainage device showing the new design; FIG. 2 is a top plan view of FIG. 1; FIG. 3 is a rear elevational view of the underwater drainage device shown in FIG. 1; FIG. 4 is a bottom plan view of FIG. 1; FIG. 5 is an end elevational view of the right hand end of the device shown in FIG. 1; FIG. 6 is a left end elevational view of the device shown in FIG. 1; and FIG. 7 is a top perspective view of the underwater drainage device shown in FIG. 1.



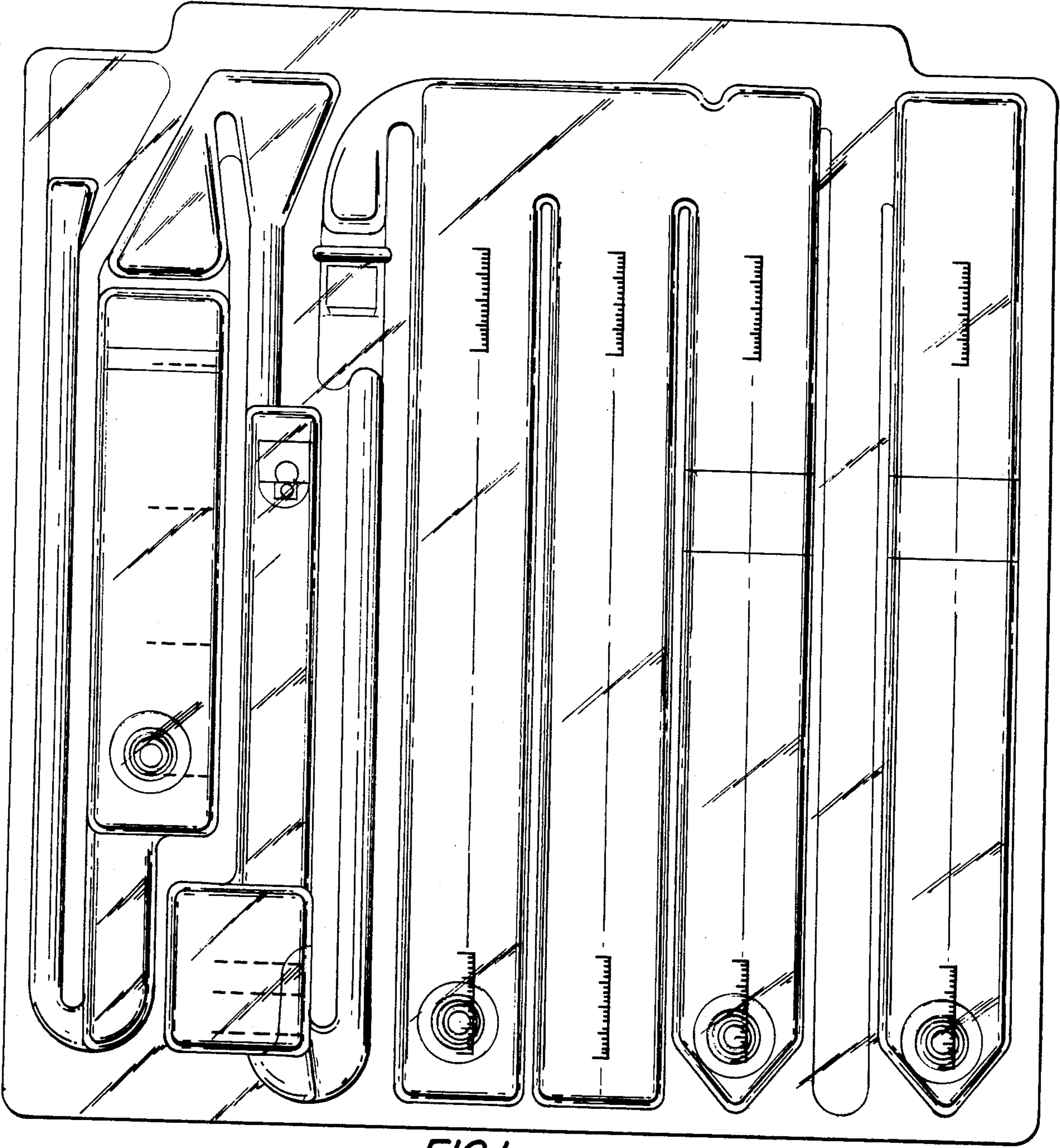


FIG. 1

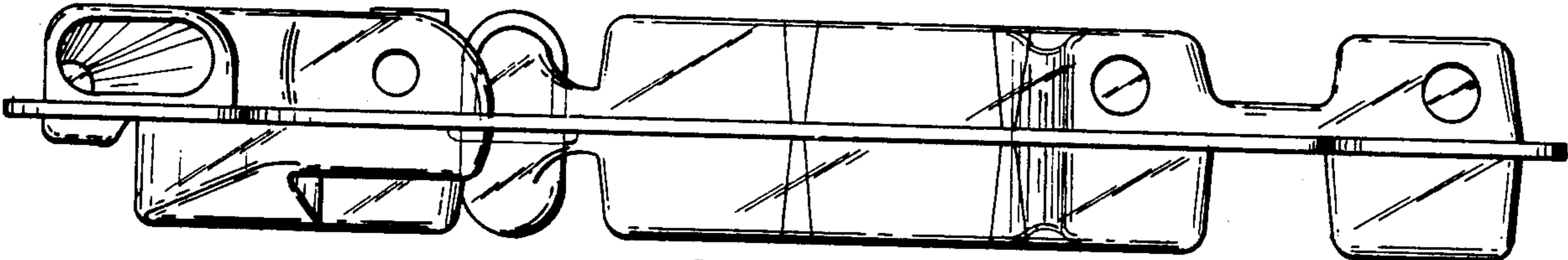


FIG. 2




FIG. 3

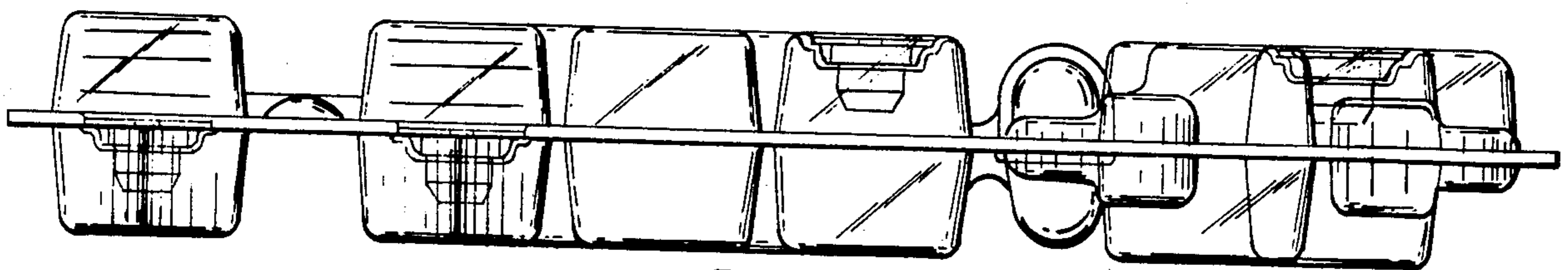


FIG. 4

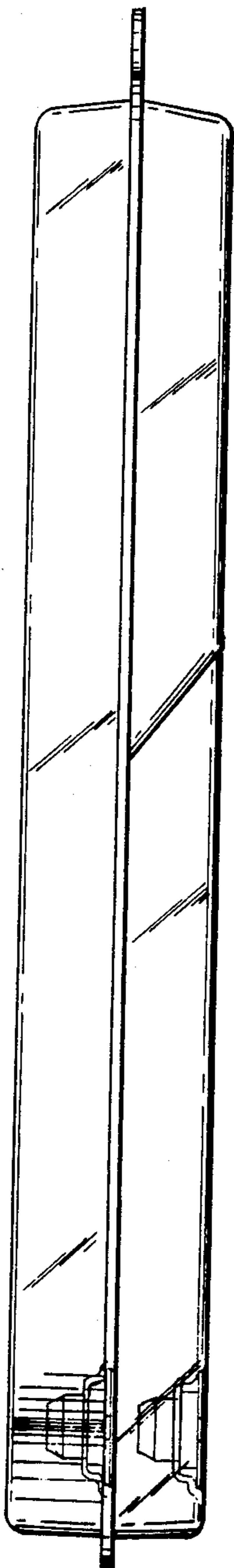


FIG. 5




FIG. 6

FIG. 7

