

**United States Patent** [19]  
**Gazarek**

[11] **Des. 245,303**  
[45] **\*\* Aug. 9, 1977**

[54] **ELECTRONIC MODULAR DESK, OR  
SIMILAR ARTICLE**

[75] Inventor: **Kenneth F. Gazarek, Warrenville, Ill.**

[73] Assignee: **Equipto Electronics Corporation,  
Aurora, Ill.**

[\*\*] Term: **14 Years**

[21] Appl. No.: **644,052**

[22] Filed: **Dec. 24, 1975**

[51] Int. Cl. .... **D6-03**

[52] U.S. Cl. .... **D6/177**

[58] Field of Search ..... **D6/175, 177, 178, 179,  
D6/146, 158, 161, 162; 108/161, 130**

[56] **References Cited**

**U.S. PATENT DOCUMENTS**

D. 145,947 11/1946 Larson ..... **D6/177**

D. 157,649 3/1950 White ..... **D6/177**  
D. 198,218 5/1964 Blink ..... **D6/177**  
D. 213,704 4/1969 Barghout ..... **D6/177**  
D. 242,102 11/1976 Stirling ..... **D6/177**

*Primary Examiner*—Bruce W. Dunkins  
*Attorney, Agent, or Firm*—Benjamin H. Sherman

[57] **CLAIM**

The ornamental design for an electronic modular desk,  
or similar article, as shown and described.

**DESCRIPTION**

FIG. 1 is a perspective view of an electronic modular  
desk showing my new design;  
FIG. 2 is an enlarged side view of the electronic modu-  
lar desk shown in FIG. 1 with the opposite side being  
identical in appearance; and  
FIG. 3 is an enlarged end view of the desk shown in  
FIG. 1 with opposite ends being identical in appear-  
ance.




Fig. 1




Fig. 2




Fig. 3

