

[54] **SPEAKER SUPPORT TRUSS**

3,855,429 12/1974 Krainhöfer 179/146 R

[76] Inventor: **William E. Brown, Jr.**, 809 N. Madison, Dallas, Tex. 75208

[**] Term: **14 Years**

[21] Appl. No.: **607,030**

[22] Filed: **Aug. 22, 1975**

[51] Int. Cl. **D14-01**

[52] U.S. Cl. **D14/37**

[58] Field of Search D26/146; 179/1 E, 1 FS; 181/148, 199, 198; 179/146 R; D11/143, 156, 148; D6/113; D23/140; 240/2 L, 2 V; D14/37

[56] **References Cited**

U.S. PATENT DOCUMENTS

1,819,721 8/1931 Stone 179/146 R

OTHER PUBLICATIONS

Jensen "High Fidelity Loudspeakers," catalog 165-J (1963), p. 20, received Feb. 20, 1964.

Primary Examiner—Wallace R. Burke
Assistant Examiner—James M. Gandy
Attorney, Agent, or Firm—Giles C. Clegg, Jr.

[57] **CLAIM**

The ornamental design for a speaker support truss, as shown.

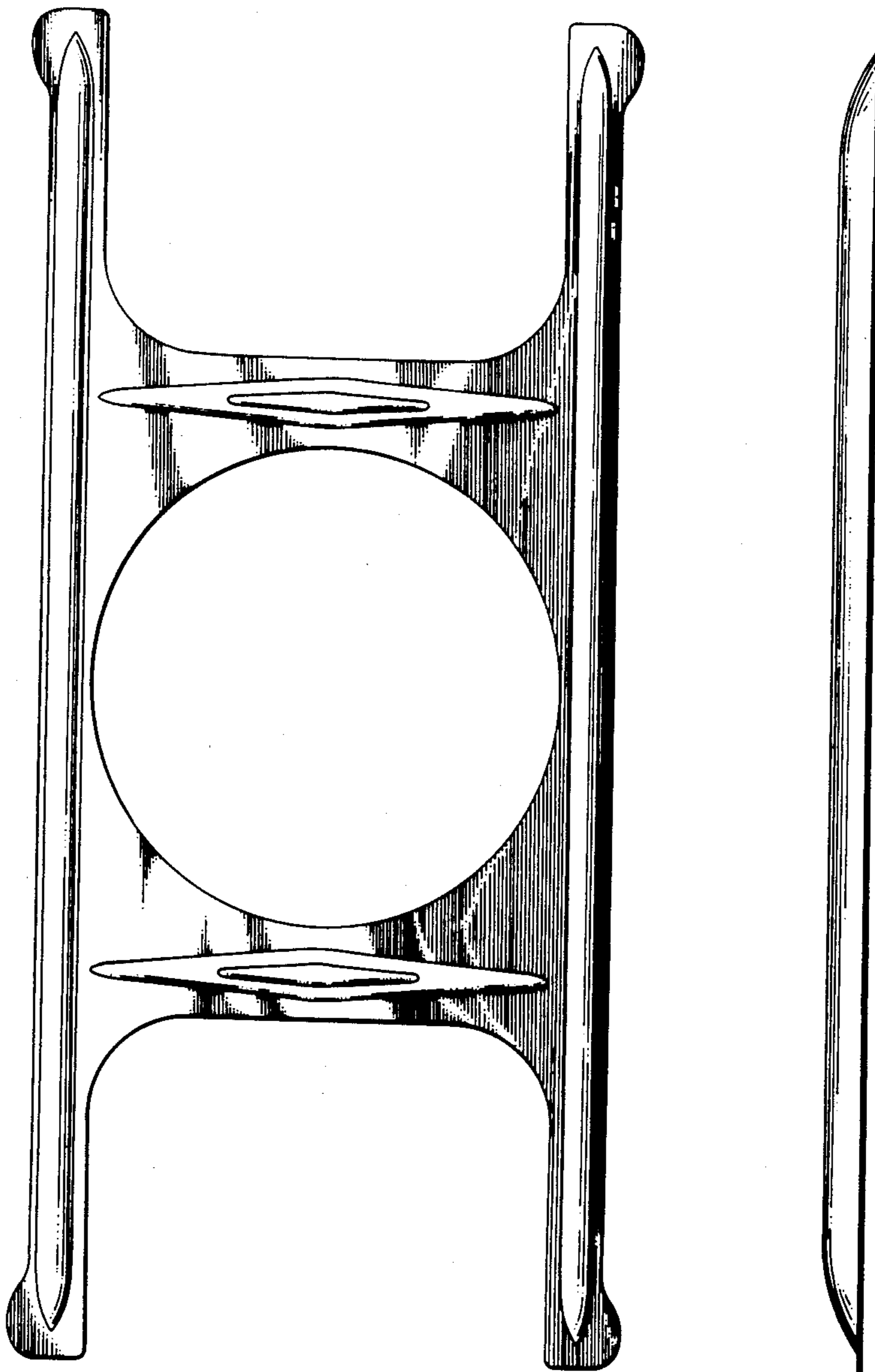
DESCRIPTION

FIG. 1 is a top plan view of a speaker support truss showing my new design;

FIG. 2 is a side elevation view thereof;

FIG. 3 is a front elevation view thereof; and

FIG. 4 is a bottom plan view thereof.



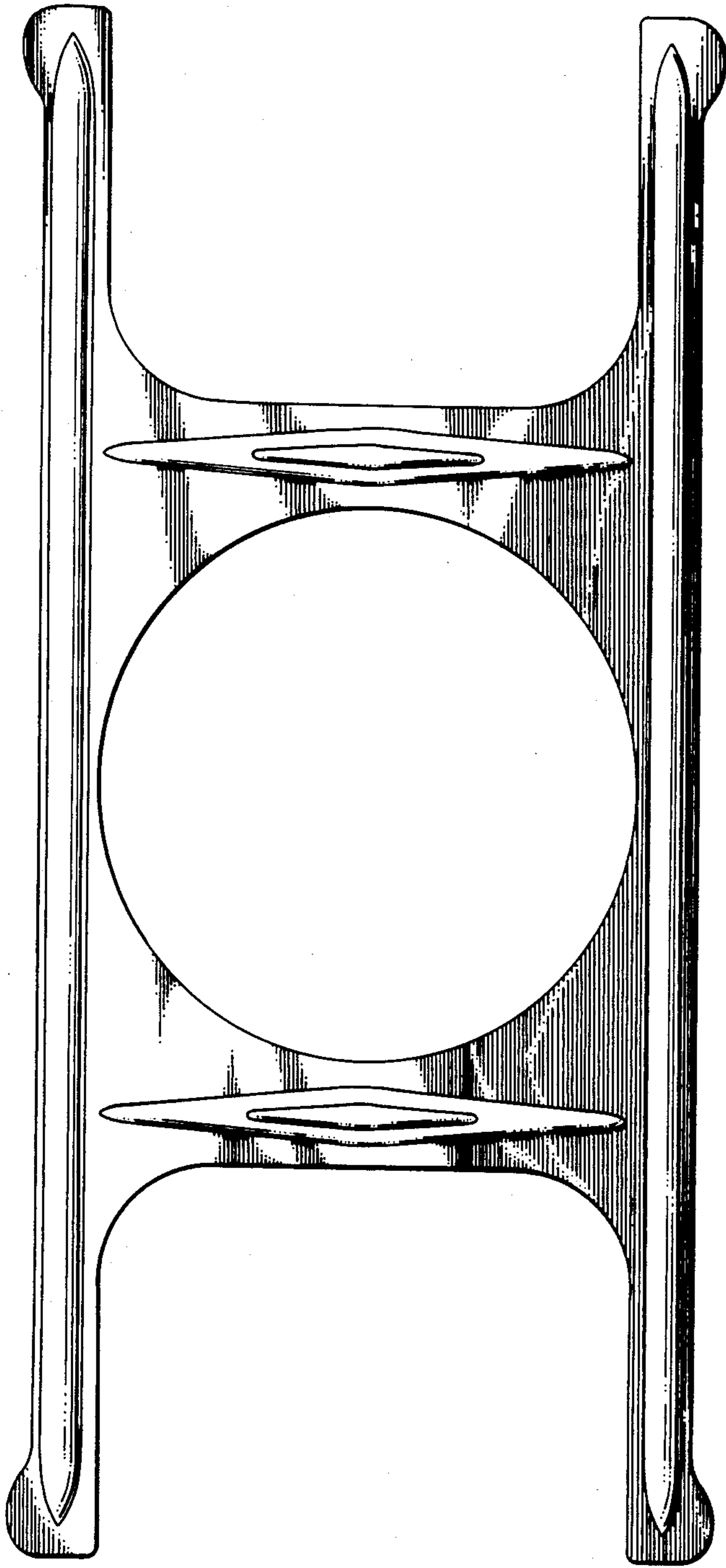


FIG. 1




FIG. 2



FIG. 3

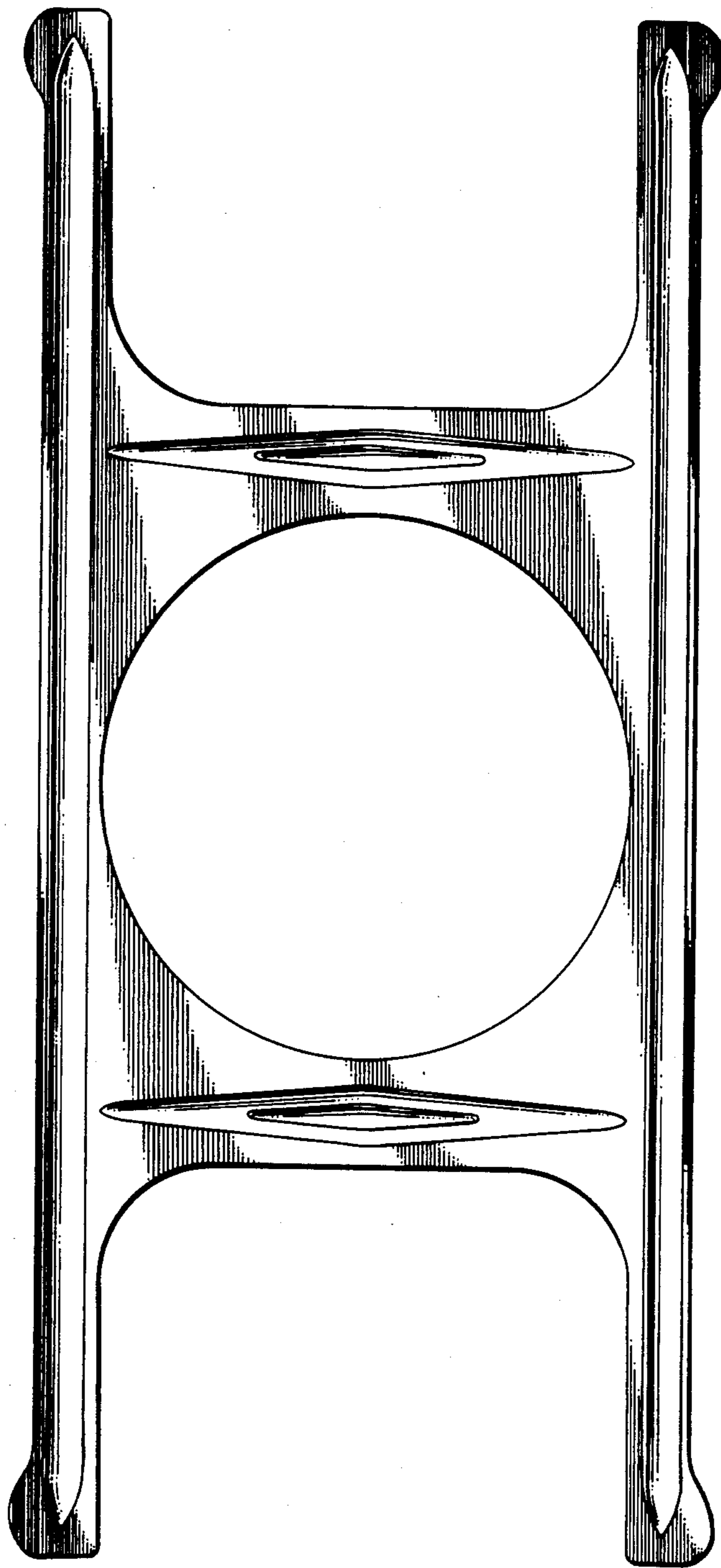


FIG. 4