

[54] COMBINED SHOE TREE AND SHOE HORN

D. 178,828 9/1956 Conradi D86/10 D

[76] Inventor: Philip J. Walter, 4109 Victoria St.,
Minnetonka, Minn. 55343

Primary Examiner—Robert C. Spangler
Assistant Examiner—Louis S. Zarfes
Attorney, Agent, or Firm—Orrin M. Haugen

[**] Term: 14 Years

[57] CLAIM

[21] Appl. No.: 572,520

The ornamental design for a combined shoe tree and shoe horn, as shown and described.

[22] Filed: Apr. 28, 1975

DESCRIPTION

[51] Int. Cl. D7-99

[52] U.S. Cl. D2/378.1

[58] Field of Search D86/10 A, 10 D;
12/128 R, 128 B, 128 H, 128 V

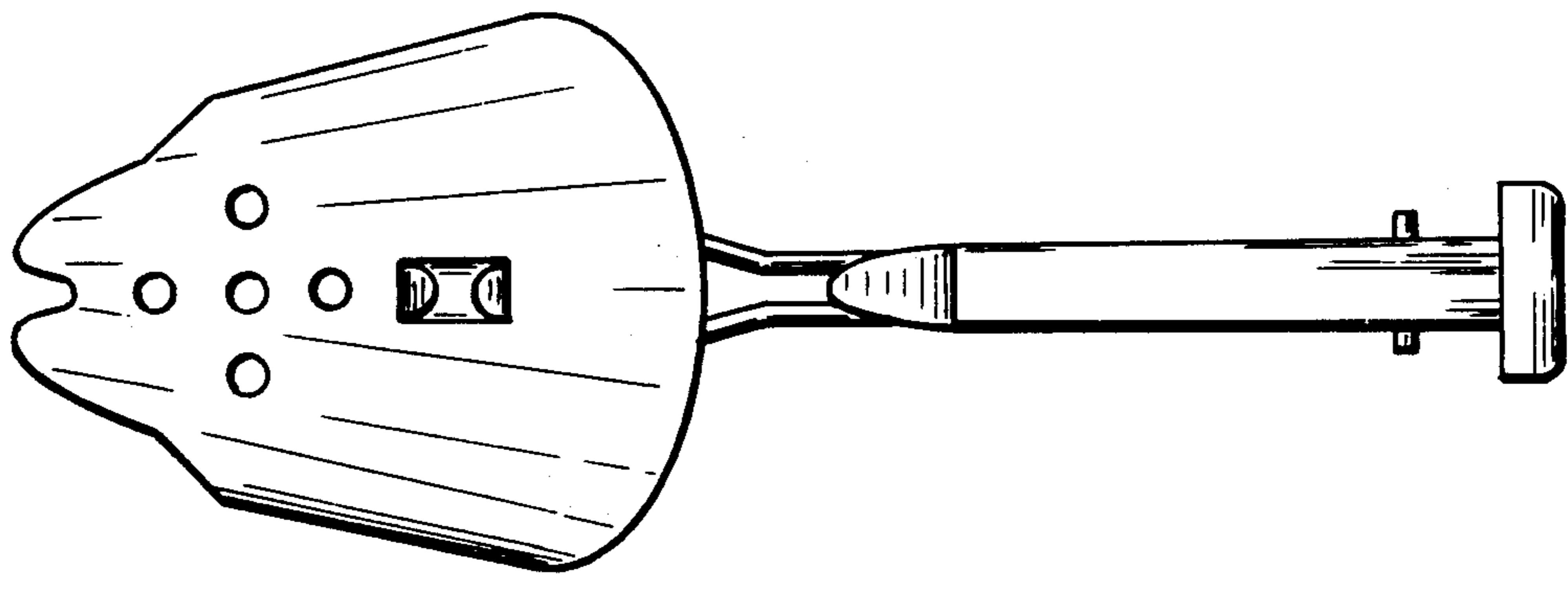
FIG. 1 is a top plan view of a combined shoe tree and horn showing my new design;
FIG. 2 is a front elevational view thereof;
FIG. 3 is a right side elevational view thereof, the left side being a mirror image thereto;
FIG. 4 is a rear elevational view thereof; and
FIG. 5 is a bottom plan view thereof.

[56] References Cited

U.S. PATENT DOCUMENTS

2,510,315 6/1950 Malberg D86/10 D
2,564,117 8/1951 Lebovits D86/10 D

The characteristic feature of my design resides in the configuration of the toe plate.



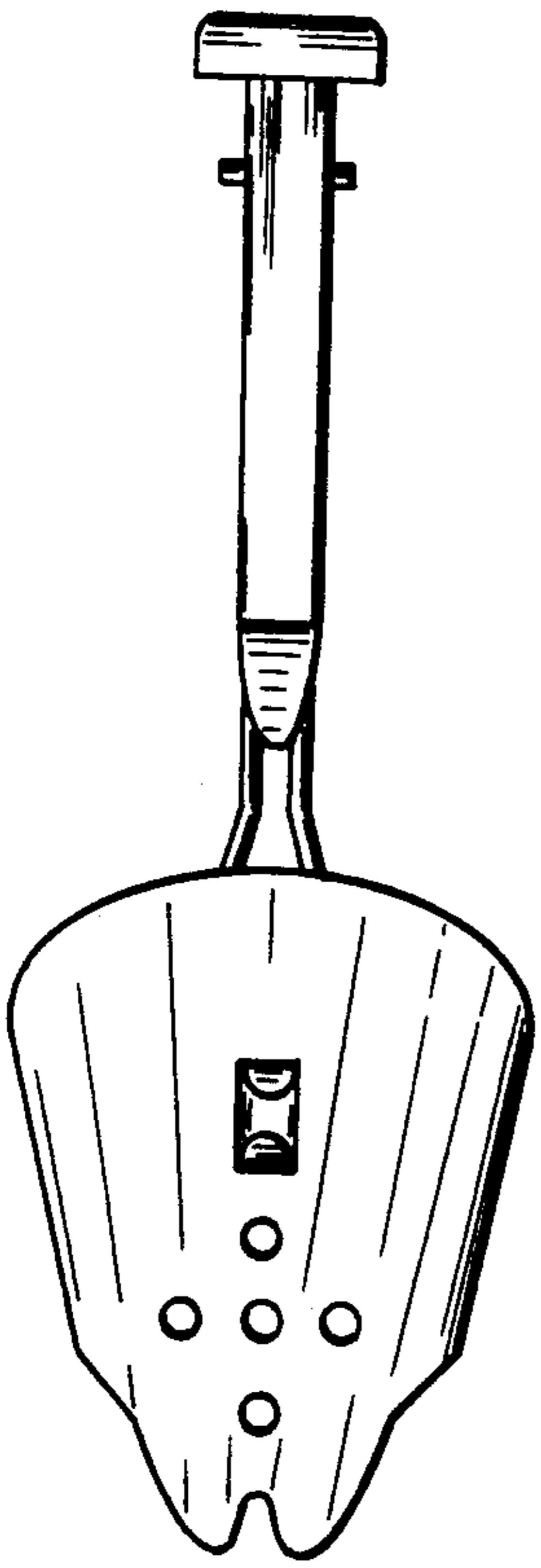


FIG. 1

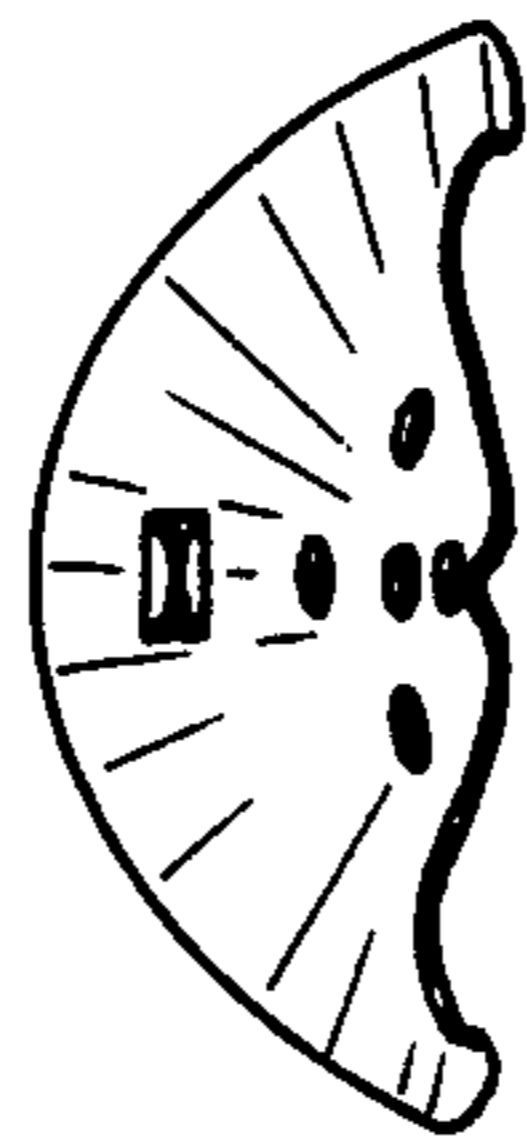


FIG. 2



FIG. 3

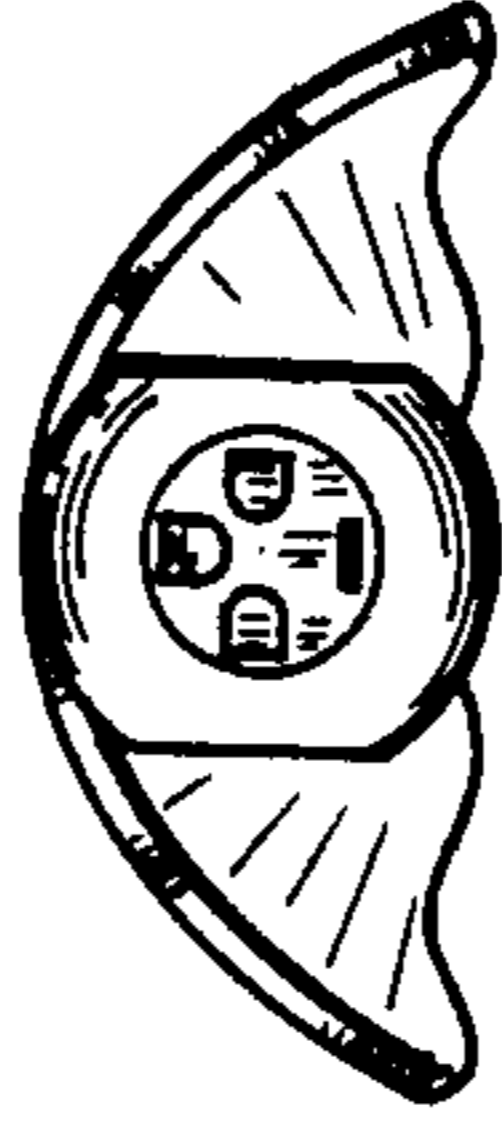


FIG. 4




FIG. 5