

[54] ELECTRICAL EQUIPMENT CABINET

[76] Inventor: Alfred M. Hase, 6 Manorwood Road,  
Scarborough, Ontario, Canada

[\*\*] Term: 14 Years

[21] Appl. No.: 625,390

[22] Filed: Oct. 24, 1975

[51] Int. Cl. .... D13-99

[52] U.S. Cl. .... D13/40

[58] Field of Search ..... D26/5 R, 5 A, 5 B, 6,  
D26/5 C; 312/223; 174/58, 63; 220/3.2;  
317/120; 136/166

[56] References Cited

U.S. PATENT DOCUMENTS

3,836,221 9/1974 Whistler, Jr. et al. .... 312/223 X  
D. 193,330 7/1962 Brokaw ..... D26/5 R

D. 194,470 1/1963 Parmet ..... D26/5 R  
D. 231,238 4/1974 Hase ..... D26/5 R X

Primary Examiner—Wallace R. Burke  
Assistant Examiner—Catherine Kemper  
Attorney, Agent, or Firm—Donald E. Hewson

[57] CLAIM

The ornamental design for an electrical equipment cabinet, as shown and described.

DESCRIPTION

FIG. 1 is a front perspective view of an electrical equipment cabinet showing my new design;  
FIG. 2 is a front view thereof on a reduced scale;  
FIG. 3 is a back view thereof on a reduced scale;  
FIG. 4 is a bottom view thereof on a reduced scale.  
The side view opposite FIG. 3 is similar to FIG. 3.  
The back view is plain.  
FIGS. 2 and 3 are shown broken-away for convenience of illustration.




FIG. 1

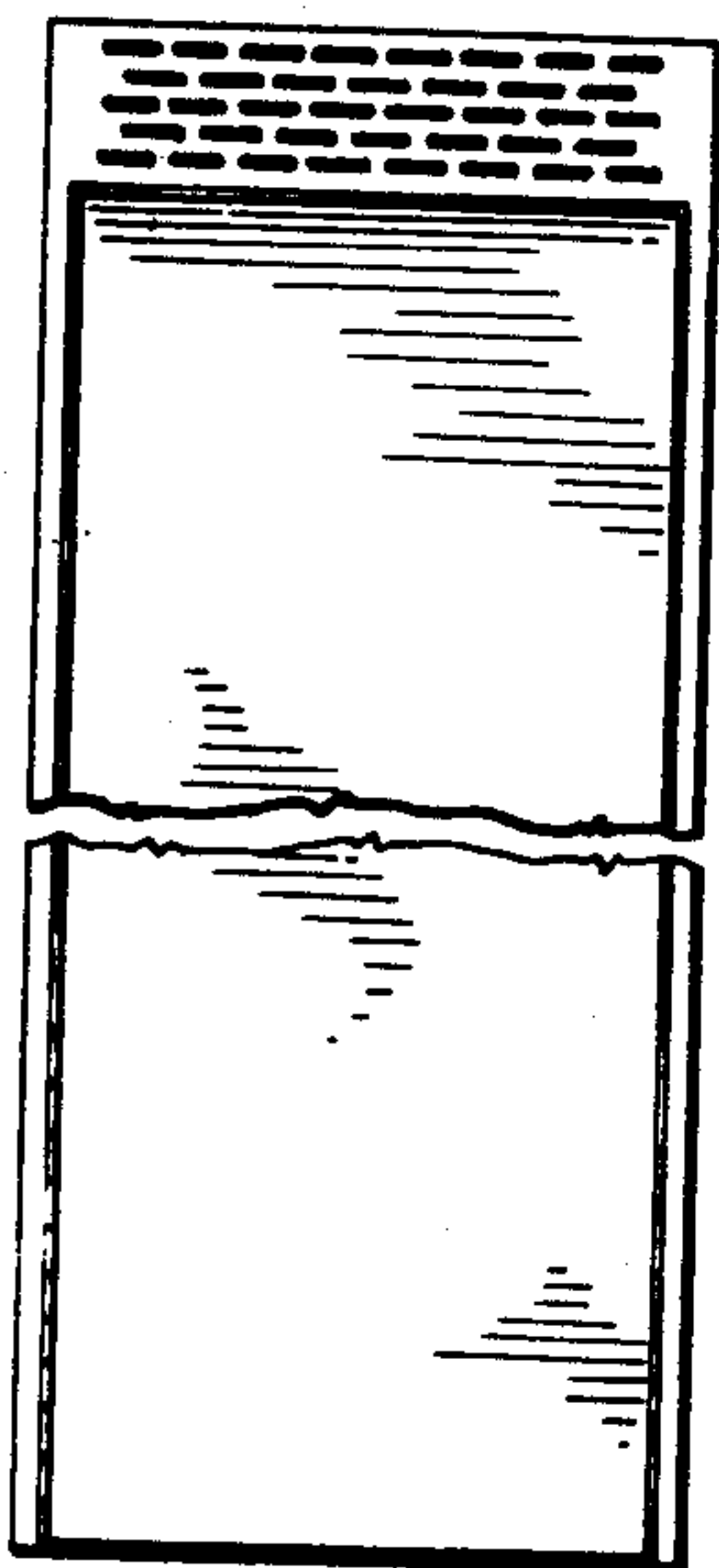



FIG. 2




FIG. 3

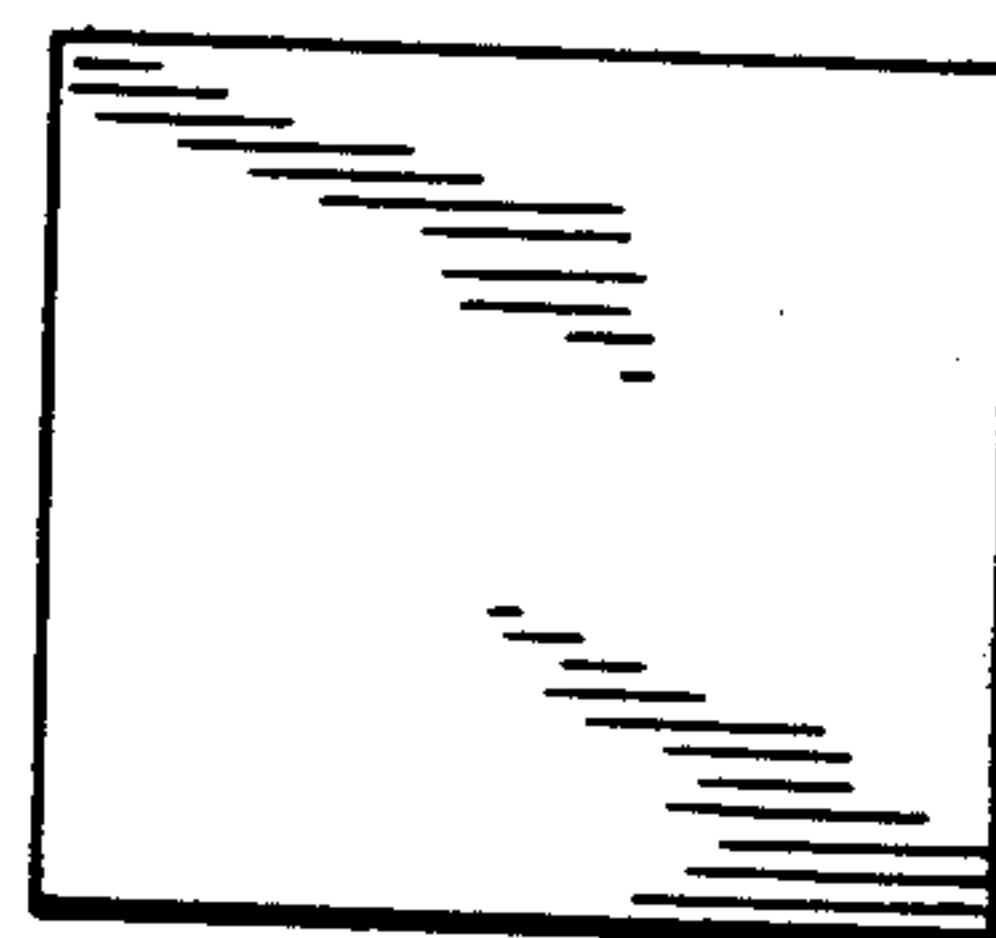


FIG. 4