United States Patent [19]

Mullenax

[11] **Des. 245,146**

[45] ** **July 26, 1977**

[54] **CYLINDRICAL ANCHOR FOR SECURING OBJECTS SUCH AS MOBILE HOMES AND THE LIKE TO THE EARTH**

[76] Inventor: **Earnest R. Mullenax,** P.O. Box 32349 Warr Acres Branch, Oklahoma City, Okla. 73132

[**] Term: **14 Years**

[21] Appl. No.: **432,882**

[22] Filed: **Jan. 14, 1974**

[51] **Int. Cl.** ..... **D8—08**

[52] **U.S. Cl.** **D8/349**

[58] **Field of Search** ..... 52/155–165; 248/361 R, 361 W; D34/15 N, 15 GG, 5 GP; 85/63, 79, 86; D8/229; D48/20 R, 31

[56] **References Cited**

U.S. PATENT DOCUMENTS

1,490,201	4/1924	Brown	D34/5 GP UX
2,395,134	2/1946	McKenzie	D34/5 GP UX

Primary Examiner—William N. Wertman
Attorney, Agent, or Firm—Jerry Y. Dunlap

[57] **CLAIM**

The ornamental design for cylindrical anchor for securing objects such as mobile homes and the like to the earth, substantially as shown and described.

DESCRIPTION

FIG. **1** is a typical left or right side elevational view of the cylindrical anchor for securing objects such as mobile homes and the like to the earth.

FIG. **2** is a typical front or rear elevational view of the anchor design of FIG. **1.**

FIG. **3** is a top elevational view of the anchor design of FIGS. **1** and **2.**

FIG. **4** is a bottom elevational view of the anchor design of FIGS. **1, 2** and **3.**

FIG. **5** is an exploded, perspective view of the anchor design of FIGS. **1** through **4,** inclusive, showing the components of the anchor design in a disassembled form.

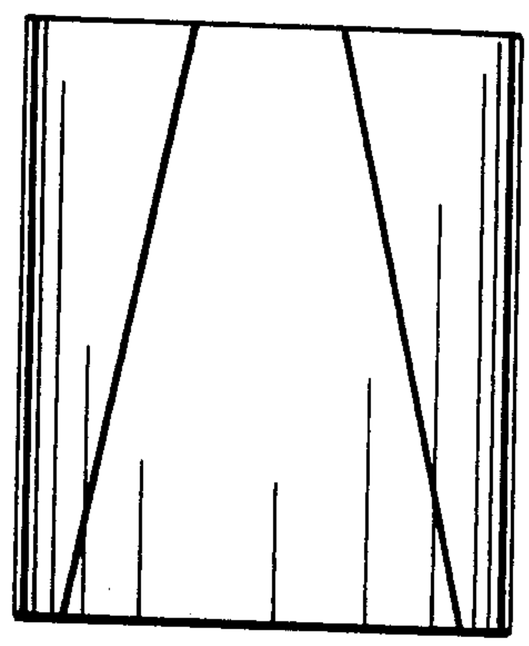

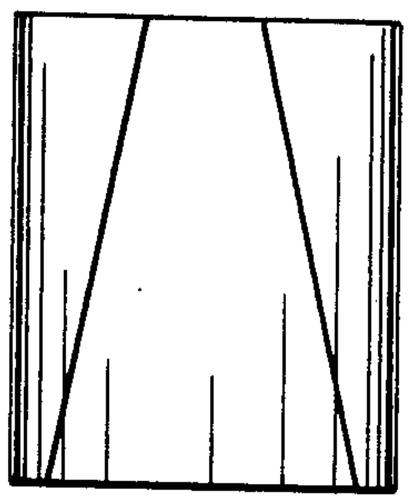

FIG. 1

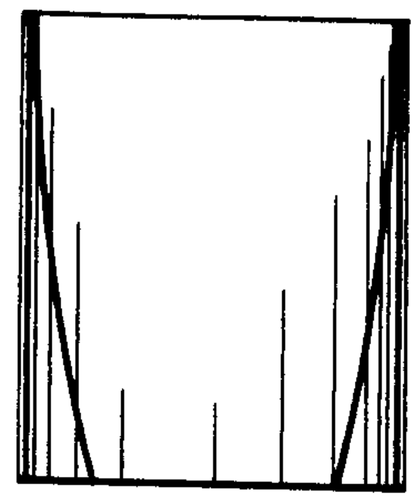

FIG. 2

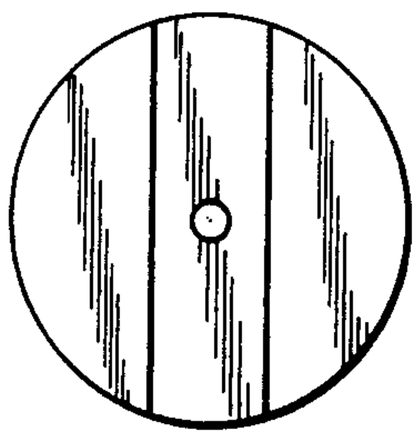

FIG. 3

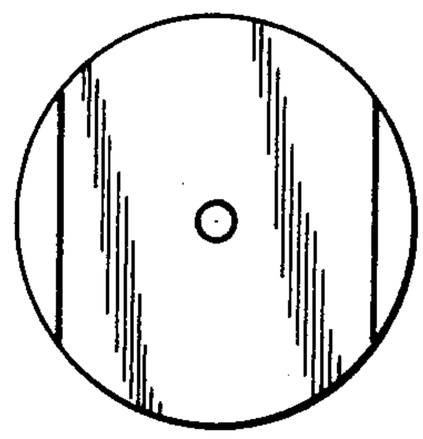

FIG. 4

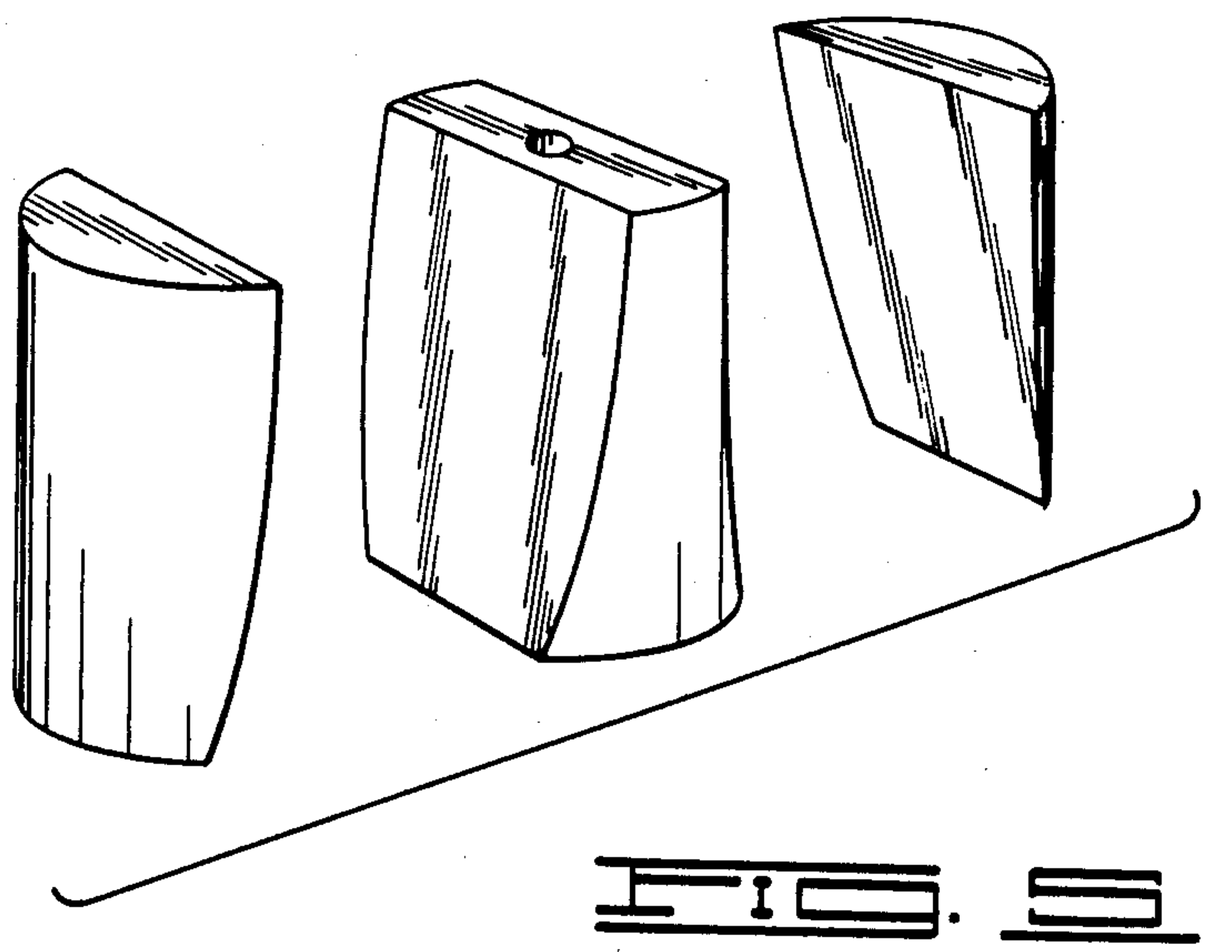

FIG. 5