

[54] **FIXING RING FOR LUGGAGE HANDLE OR THE LIKE**

[75] Inventor: **Alain D. Perrin**, Boulogne, France

[73] Assignee: **Les Must De Cartier-France**, Paris, France

[**] Term: **14 Years**

[21] Appl. No.: **573,944**

[22] Filed: **May 2, 1975**

[30] **Foreign Application Priority Data**

Nov. 4, 1974 France 74.30658

[51] Int. Cl. **D3-99**

[52] U.S. Cl. **D8/321**

[58] Field of Search **D8/154, 175; D30/24, D30/25, 27, 28; D87/5 B, 5 F, 5 G, 3 F; 16/DIG. 24, DIG. 25, DIG. 41, 108-109; 150/33; 190/57-58; 24/176, 178 R; 70/456.2**

[56] **References Cited**

U.S. PATENT DOCUMENTS

3,886,772 6/1975 Hocq 70/456 R
D. 16,478 1/1886 Hubbard D30/28

OTHER PUBLICATIONS

Scheffer & Rossum Co. Cat. No. 14, 1915, p. 524, item checked.

Primary Examiner—Joel Stearman
Assistant Examiner—George P. Word
Attorney, Agent, or Firm—John W. Malley

[57] **CLAIM**

The ornamental design for a fixing ring for luggage handle or the like, as shown.

DESCRIPTION

FIG. 1 is a front elevational view of a fixing ring for luggage handle or the like showing my new design; FIG. 2 is a left side elevational view; FIG. 3 is a right side elevational view; FIG. 4 is a bottom plan view thereof; FIG. 5 is a top plan view thereof; and FIG. 6 is a rear elevational view.

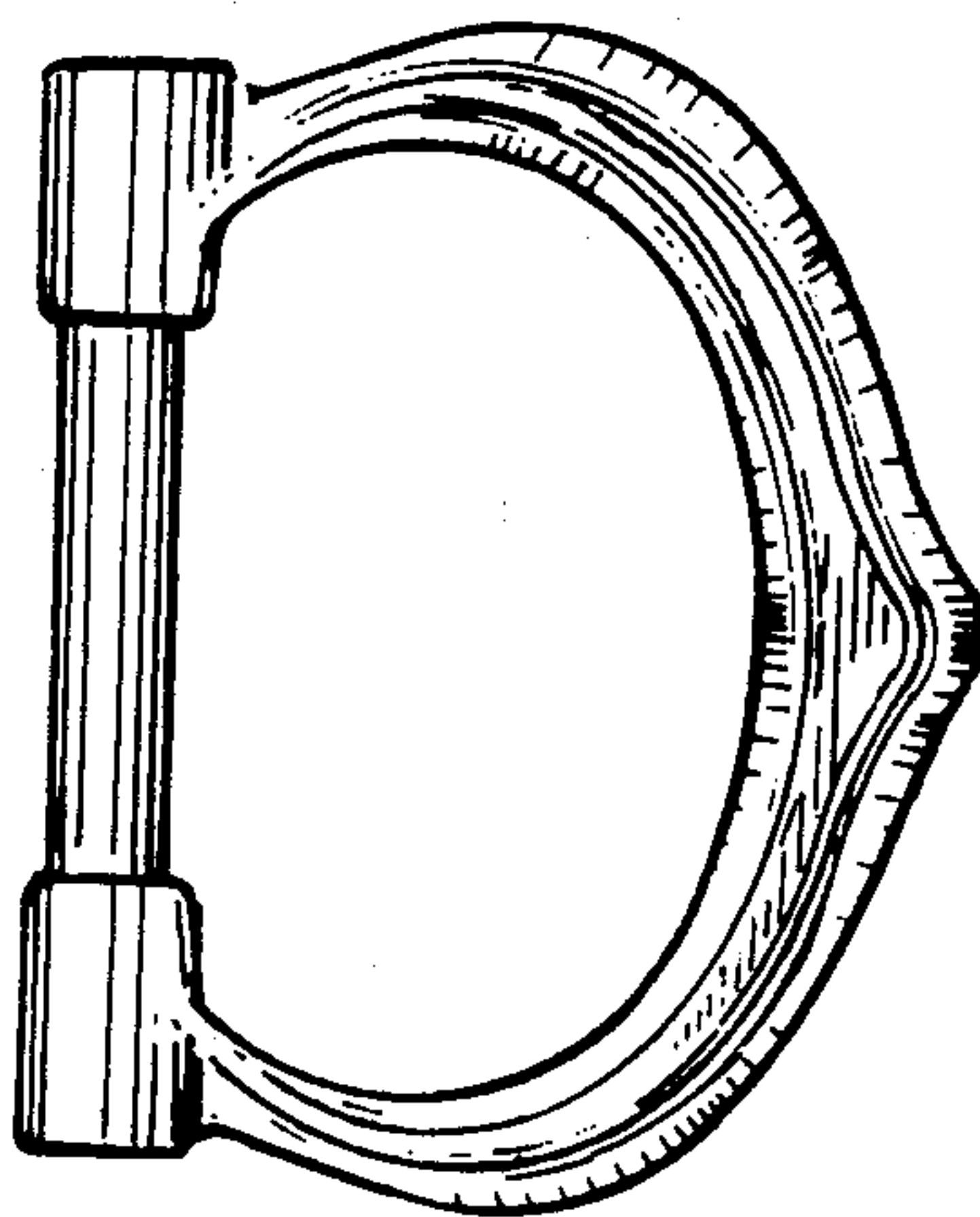


Fig:4

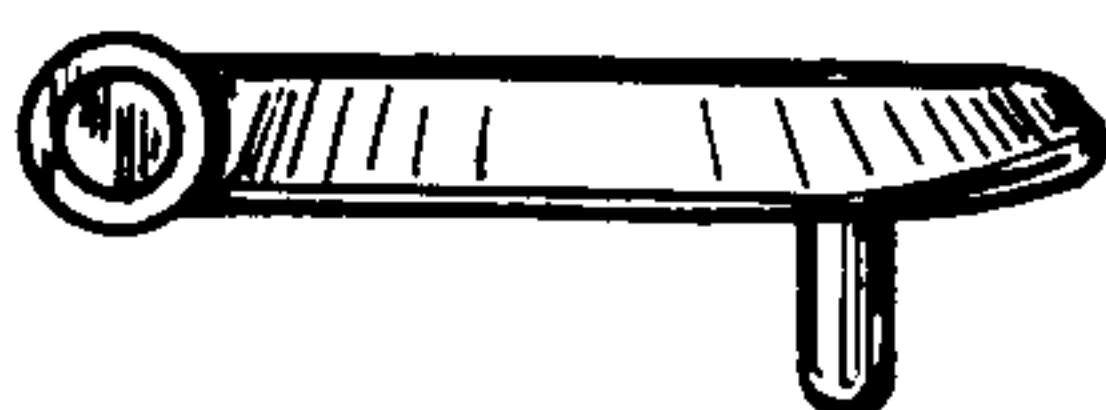


Fig:3



Fig:1

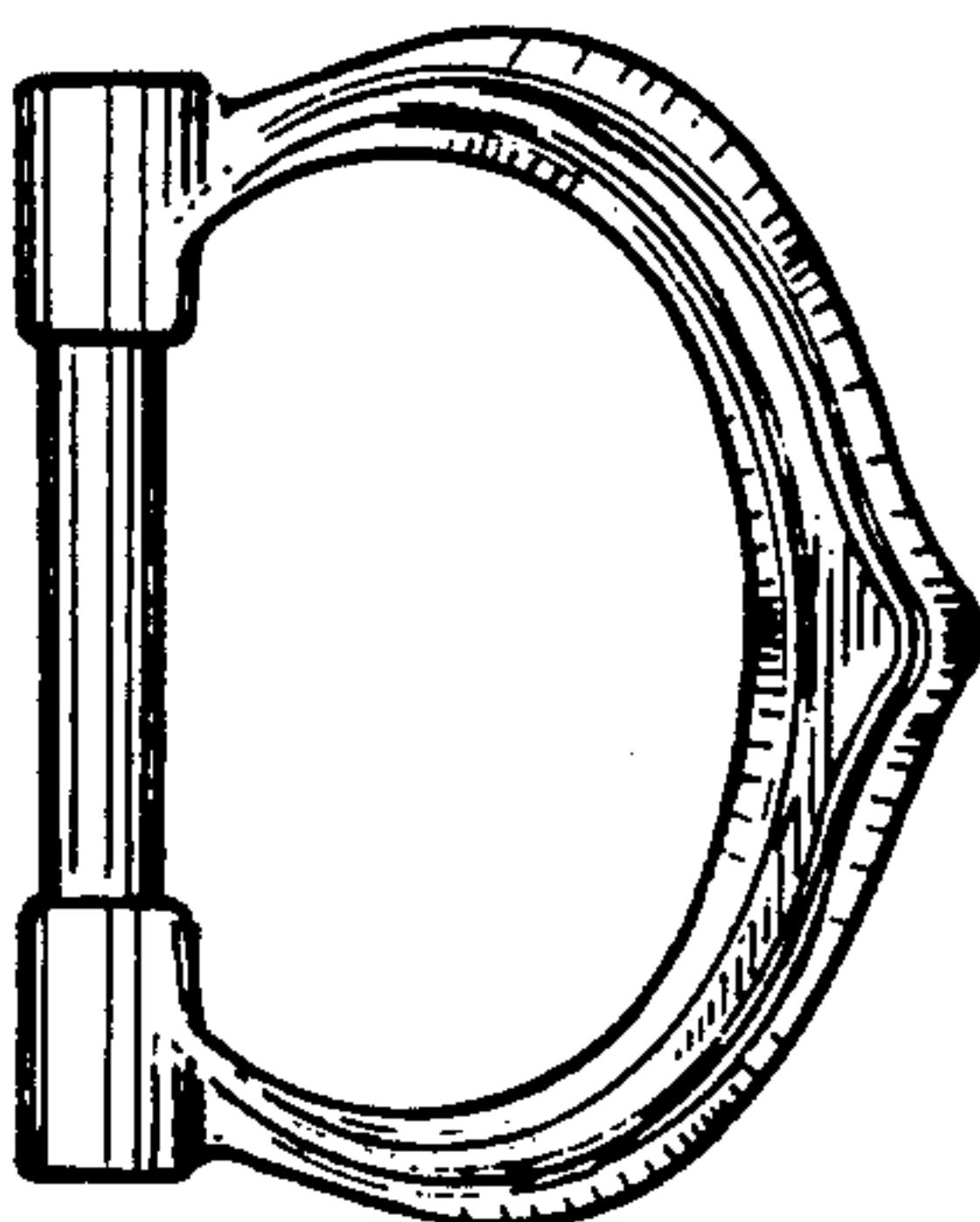


Fig:2




Fig:5



Fig:6

