

[54] HOUSING FOR A DISPLAY UNIT

[76] Inventors: **James H. Kippenbrock; Wanda P. Kippenbrock**, both of 1220 Flamingo Lane, Garland, Tex. 75042

[**] Term: **14 Years**

[21] Appl. No.: **498,270**

[22] Filed: **Aug. 19, 1974**

[51] Int. Cl. **D6—04; D20—02**

[52] U.S. Cl. **D6/146**

[58] Field of Search **D6/85, 115, 142, 146, D6/151, 153, 157, 167, 168-172, 174, 175, 181, 186-188; D67/3 R; 312/114, 116, 117, 126, 138 R, 236, 204; 62/246, 251, 252, 440**

[56] References Cited

U.S. PATENT DOCUMENTS

1,883,961	10/1932	Kosmerl	D67/3 R
2,207,472	9/1940	Young	312/116

3,762,789	10/1973	Robertson	312/305
D. 028,200	1/1898	Fligor et al.	D67/3 R

OTHER PUBLICATIONS

Foodservice Equipment Dealer, 11/1973, p. 25, refrigerated display case (center of page).

Primary Examiner—Wallace R. Burke

Assistant Examiner—B. J. Bullock

Attorney, Agent, or Firm—Thomas D. Copeland, Jr.

[57] CLAIM

The ornamental design of a housing for a display unit, as shown and described.

DESCRIPTION


FIG. 1 is a perspective view of a housing for a display unit showing our new design;

FIG. 2 is a top plan view thereof;

FIG. 3 is a front elevational view thereof, the rear being identical;

FIG. 4 is a side elevational view thereof.

The other windows and doors are of the same appearance as those shown.






FIG. 1

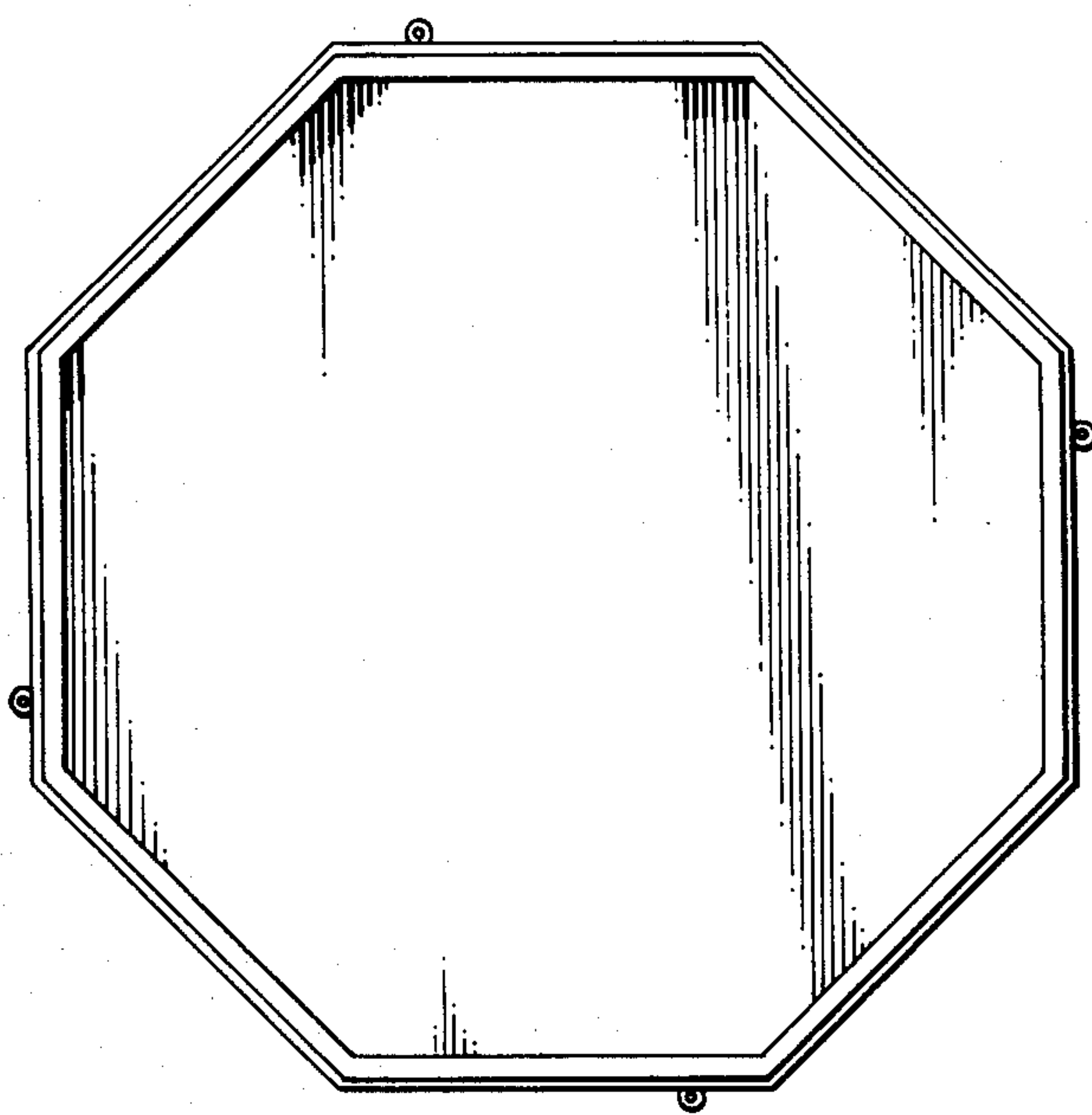


FIG. 2




FIG. 3




FIG. 4