

[54] **MASSAGER-EXERCISER FOR NECK AND BACK**

[76] Inventor: **Aldo A. Vincenti**, 11 Pershing Drive, Plainville, Conn. 06062

[**] Term: **14 Years**

[21] Appl. No.: **638,103**

[22] Filed: **Dec. 5, 1975**

[51] Int. Cl. **D21-02**

[52] U.S. Cl. **D24/36**

[58] Field of Search **D34/5 K; D83/1 S, 1 T; 272/73, 68, 93, 126, 131-132, 134, 140-142, 144; 128/57, 60, 69**

[56] **References Cited**

U.S. PATENT DOCUMENTS

1,398,150	11/1921	Pollard	128/69
D. 180,564	7/1957	Nakamura	D83/1 T
D. 235,789	7/1975	Eberhardt	D34/5 K

FOREIGN PATENT DOCUMENTS

503,763 12/1954 Italy D83/1 T

Primary Examiner—Joel Stearman
Assistant Examiner—C. A. Rademaker
Attorney, Agent, or Firm—John M. Prutzman

[57] **CLAIM**

The ornamental design for a massager-exerciser for neck and back, as shown and described.

DESCRIPTION

FIG. 1 is a top plan view of a massager-exerciser for neck and back showing my new design;
FIG. 2 is a front elevational view thereof;
FIG. 3 is a bottom plan view thereof;
FIG. 4 is a left side elevational view thereof;
FIG. 5 is a right side elevational view thereof;
FIG. 6 is a top plan view of a second embodiment of the design of FIGS. 1 through 5;
FIG. 7 is a top plan view of a third embodiment of the design of FIGS. 1 through 5; and
FIG. 8 is a front elevational view of the design shown in FIG. 7.

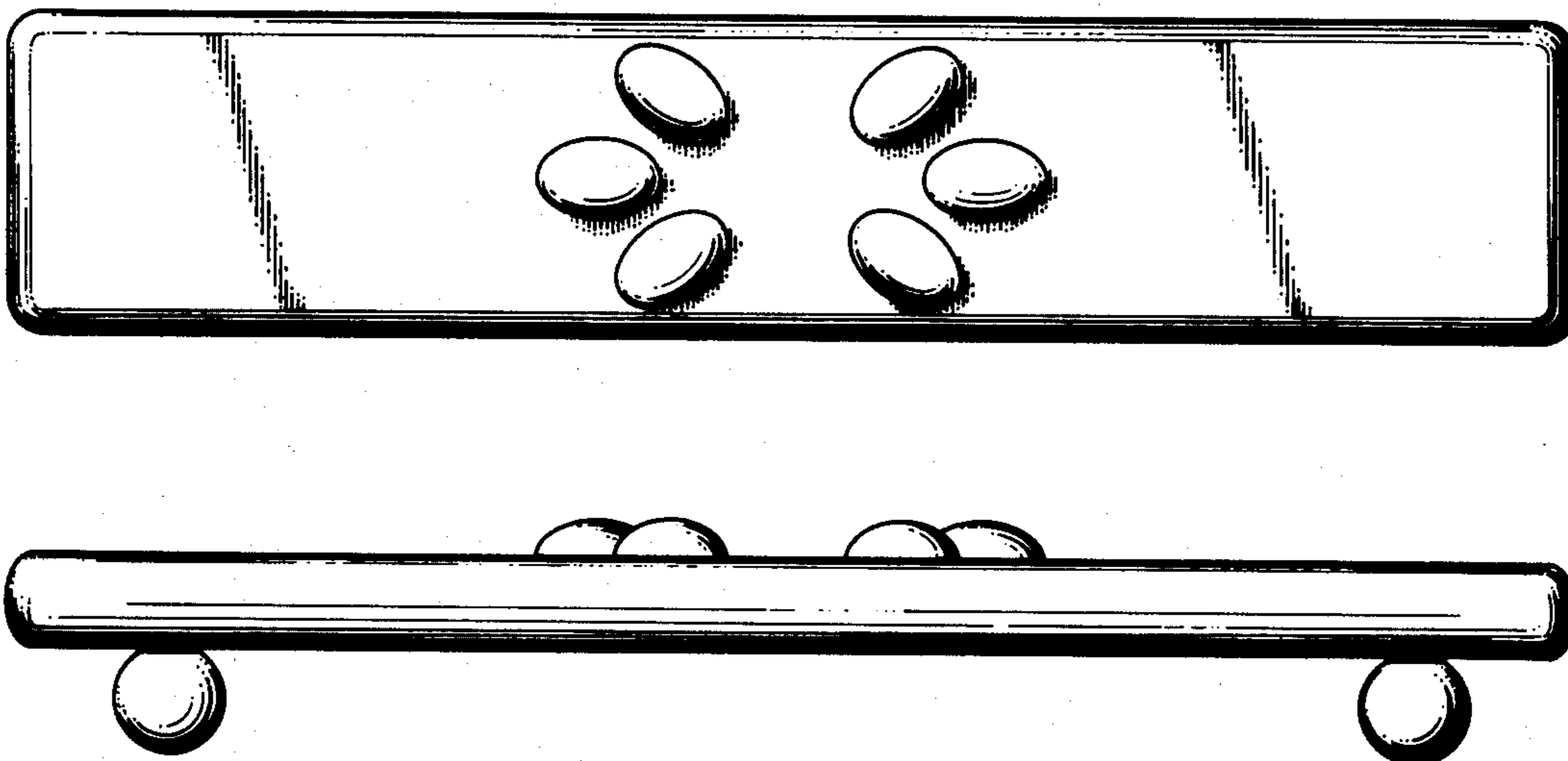


FIG. 1

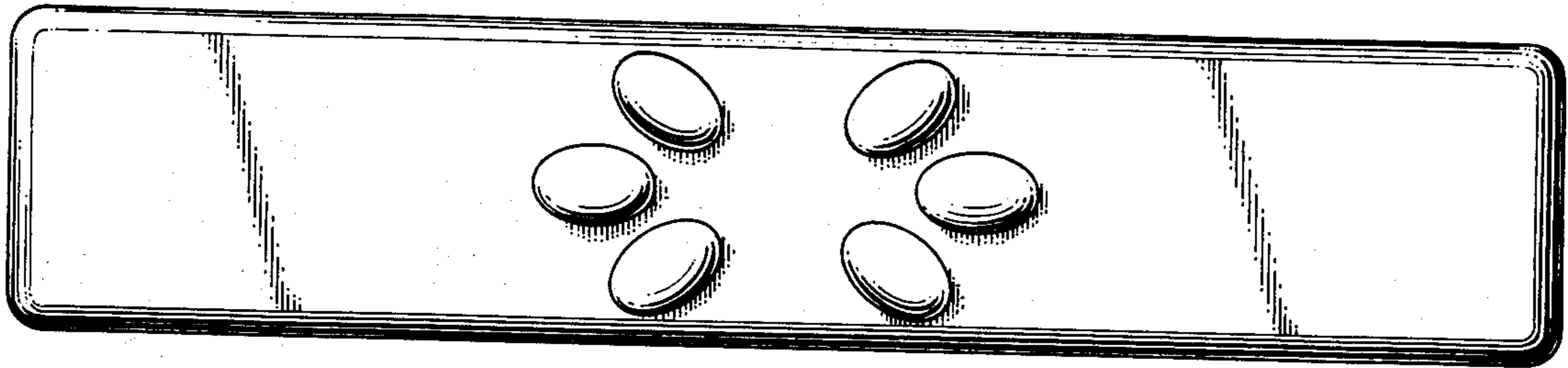


FIG. 2

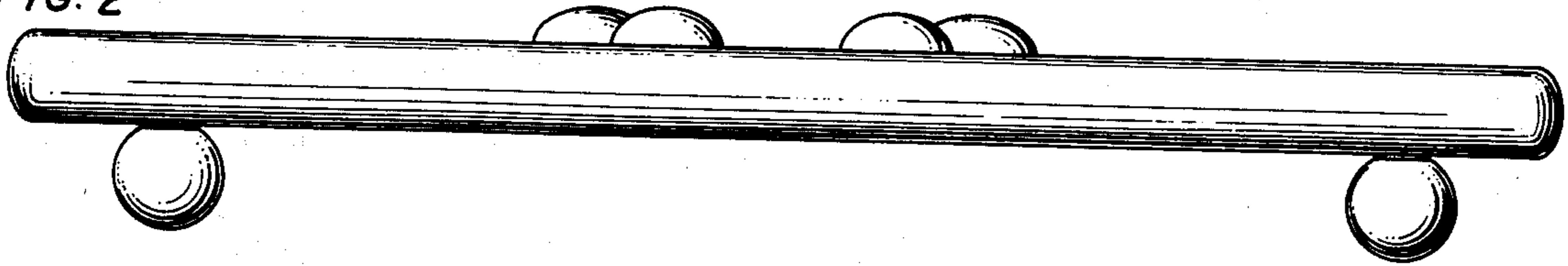


FIG. 3




FIG. 4




FIG. 5




FIG. 6

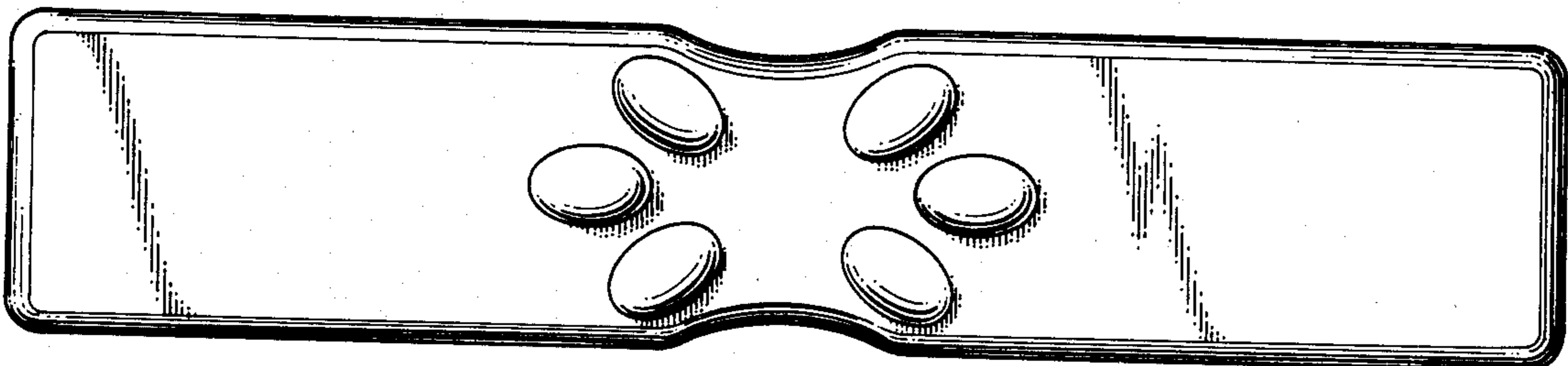


FIG. 7

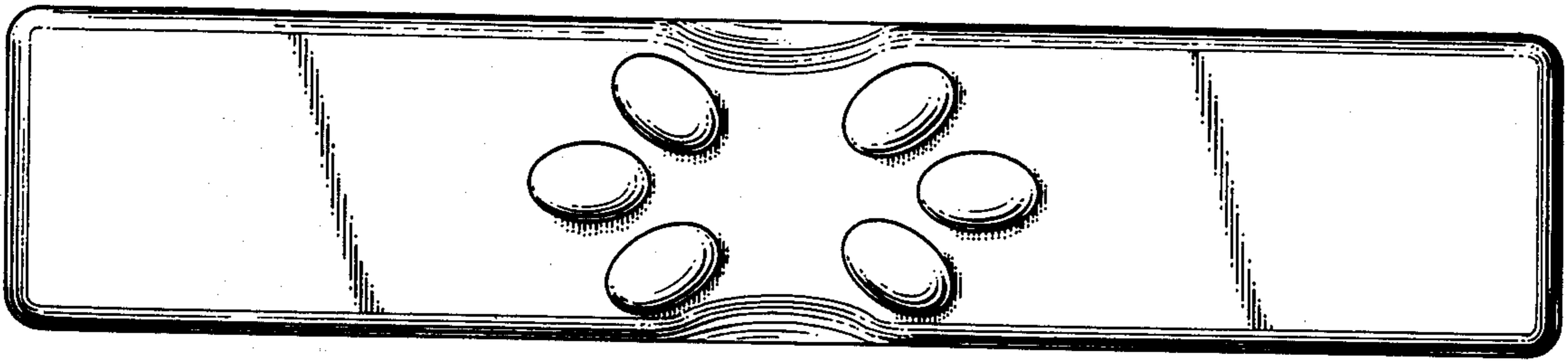


FIG. 8

