

[54] COMBINED DOOR AND FRAME

[75] Inventor: Raymond L. Bolender, Sturgis, Mich.
[73] Assignee: Leland Engineering, Inc., White Pigeon, Mich.
[**] Term: 14 Years
[21] Appl. No.: 635,622
[22] Filed: Nov. 26, 1975

[51] Int. Cl. D25—02
[52] U.S. Cl. D25/48
[58] Field of Search 49/504, DIG. 2; D31/22, D31/23; D25/47, 48, 60, 80, 82, 83, 84, 85, 86, 87, 88, 92, 97, 98

[56] References Cited

FOREIGN PATENT DOCUMENTS

910,388 1/1946 France D25/80
1,515,246 1/1968 France D25/80

OTHER PUBLICATIONS

House & Home, Jan. 1958, p. 121, panel at center left of page.
Primary Examiner—A. Hugo Word
Attorney, Agent, or Firm—James D. Hall

[57] CLAIM

The ornamental design for a combined door and frame, as shown and described.

DESCRIPTION

FIG. 1 is a perspective view of the combined door and frame showing my new design;
FIG. 2 is a front elevational view;
FIG. 3 is an end view as seen along line 3—3 of FIG. 2; and
FIG. 4 is an edge view as seen along line 4—4 of FIG. 2.
The back of the combined door and frame are substantially unornamented.

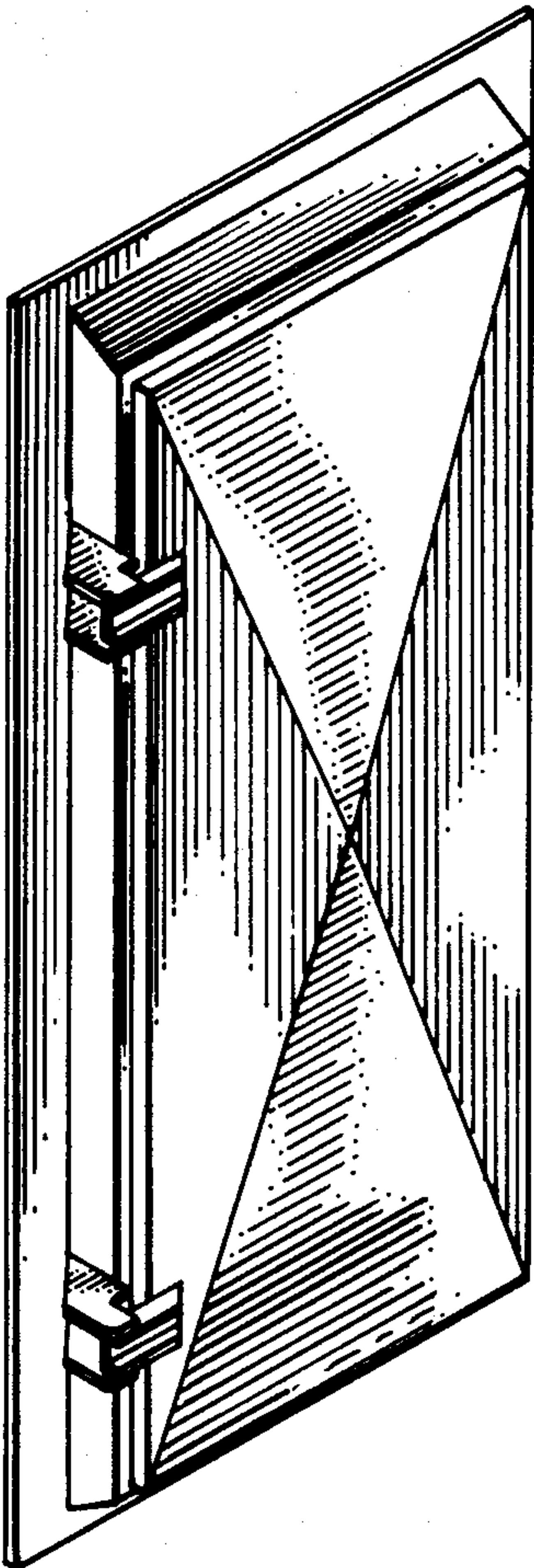


Fig. 1

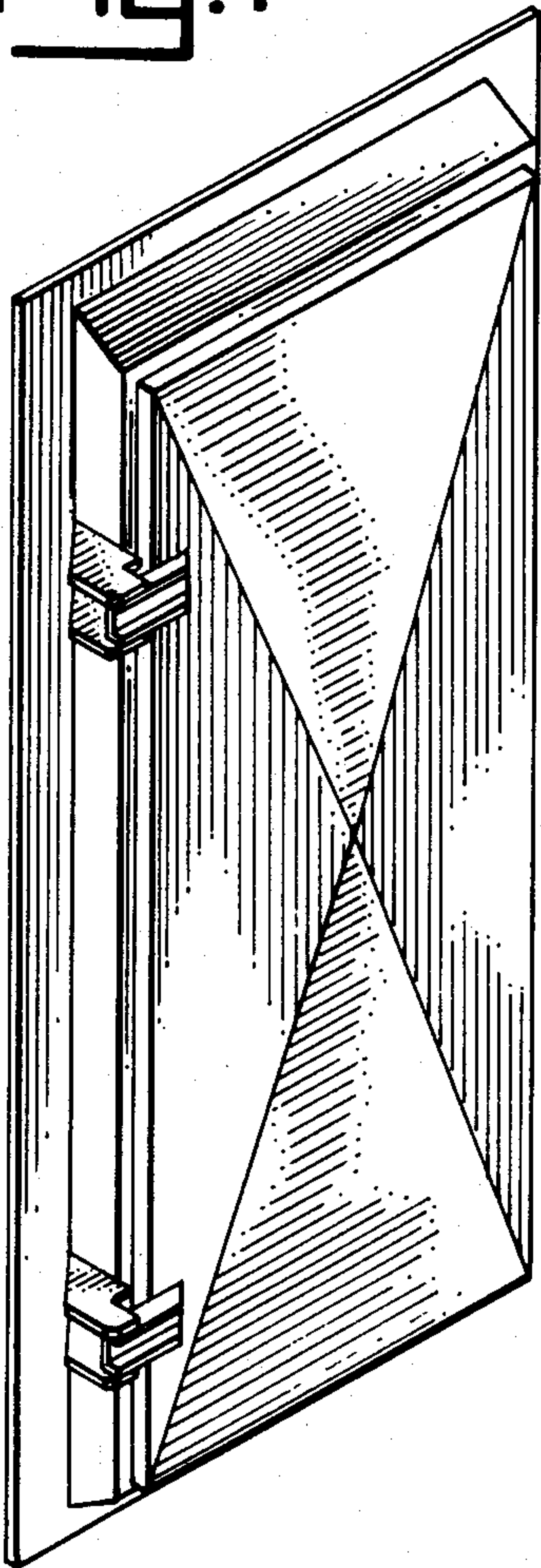


Fig. 2

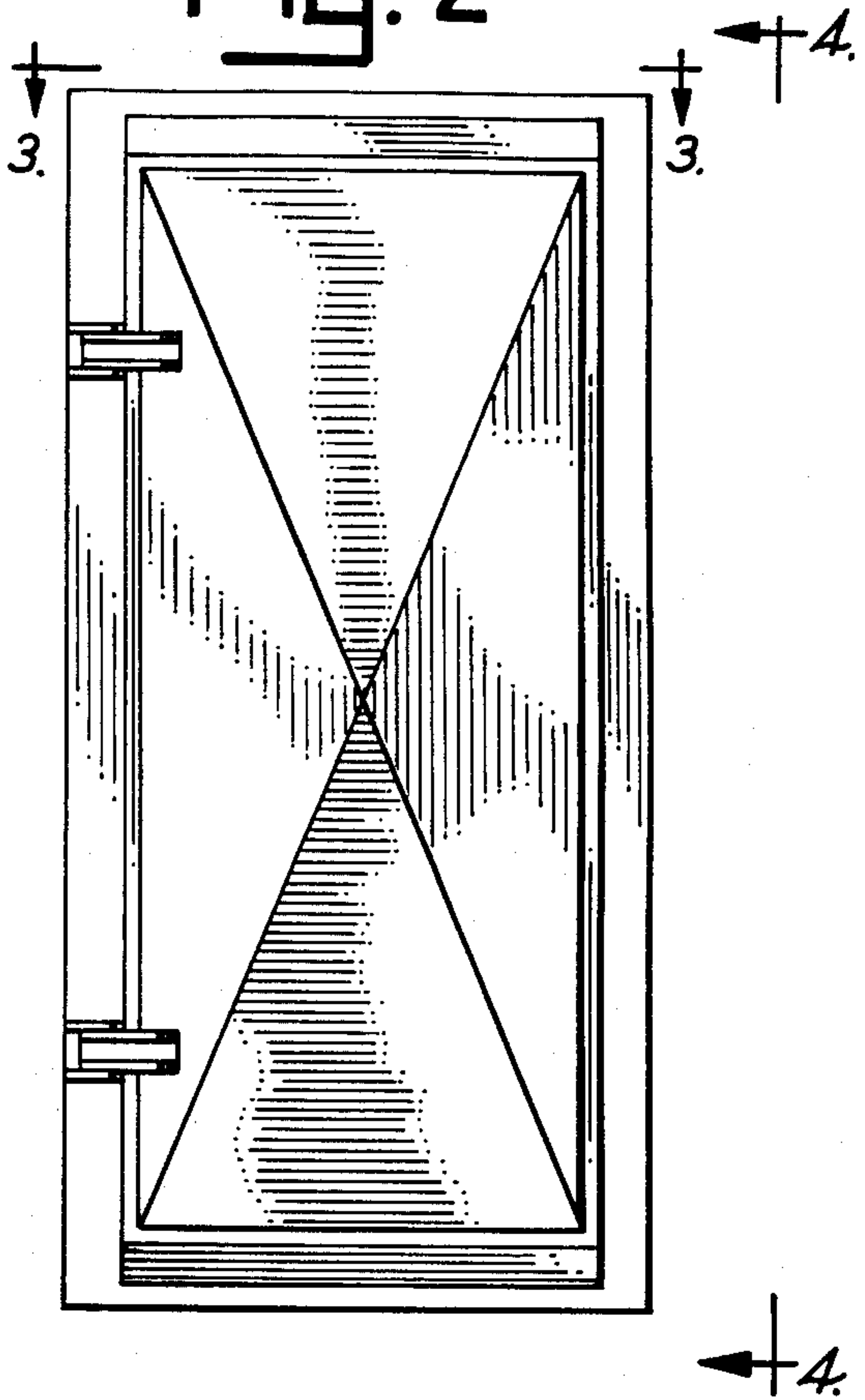


Fig. 4




Fig. 3