

[54] WALL PLATE

[75] Inventor: Joan Grieb, New York, N.Y.

[73] Assignee: General Electric Company, N.Y.

[**] Term: 14 Years

[21] Appl. No.: 624,193

[22] Filed: Oct. 20, 1975

[51] Int. Cl. D8-09

[52] U.S. Cl. D8/350

[58] Field of Search D8/179-186;
174/66

[56] References Cited

U.S. PATENT DOCUMENTS

- D. 201,364 6/1965 Du Bois D8/181
- D. 228,876 10/1973 Clayton D8/179
- D. 233,822 12/1974 Zagaroli D8/181

OTHER PUBLICATIONS

- House Beautiful, Sept. 1973, p. 144, bottom, Creative House Spanish switchplates.
- House Beautiful, Apr. 1962, p. 61, top left, switchplates.
- House & Garden, Mar. 1960, p. 43, bottom center, brass switchplates.

Primary Examiner—William N. Wertman
Attorney, Agent, or Firm—Paul E. Rochford

[57] CLAIM

The ornamental design for a wall plate, as shown and described.

DESCRIPTION

FIG. 1 is a photographic perspective view of a wall plate for a switch illustrating my new design.

FIG. 2 is a photographic front elevational view of the wall plate of FIG. 1.

FIG. 3 is a rear elevational view of the wall plate of FIG. 1.

FIG. 4 is a side elevational view of the wall plate as in FIG. 1.

FIG. 5 is an end plan view of one end of the wall plate of FIG. 1.

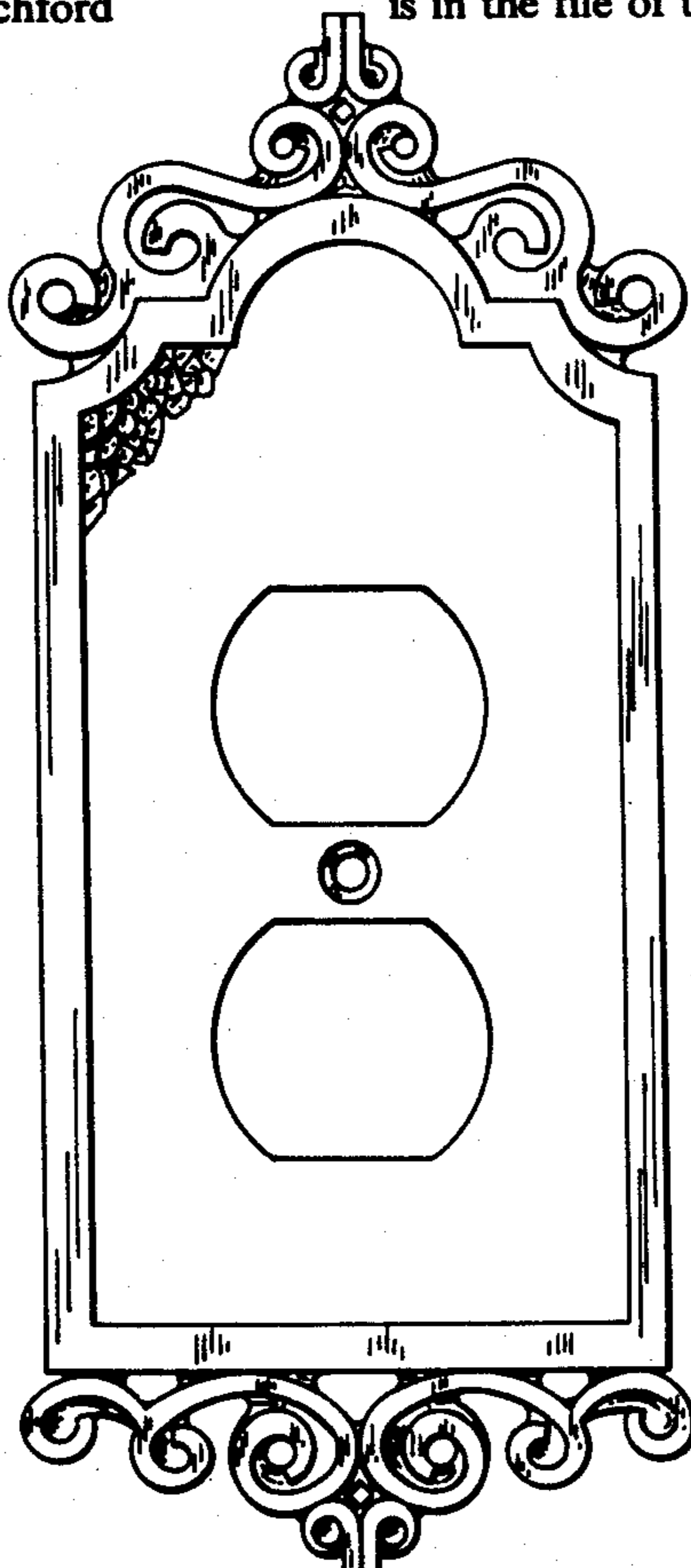
FIG. 6 is an end plan view of the other end of the wall plate of FIG. 1.

FIG. 7 is a vertical elevational view of a wall plate for a wall receptacle illustrating my new design, the surface decoration being shown only in one corner segment only for ease of illustration.

FIG. 8 is a vertical elevational view of a wall plate for two side-by-side switches illustrating my new design, the surface decoration being shown only in a corner fragment as in FIG. 7.

FIG. 9 is a vertical elevational view of a wall plate for a switch and duplex receptacle, only a portion of the decorative motif shown for ease of illustration.

© General Electric Company 1976. The drawings of this patent document contain material to which a claim of copyright is made. The copyright owner, assignee herein, has no objection to the duplication of the patent drawing, but reserves all other copyright rights whatsoever. A certified copy of the certificate of copyright registration as registered by the U. S. Copyright Office is in the file of the application of this patent.






FIG. 1




FIG. 2

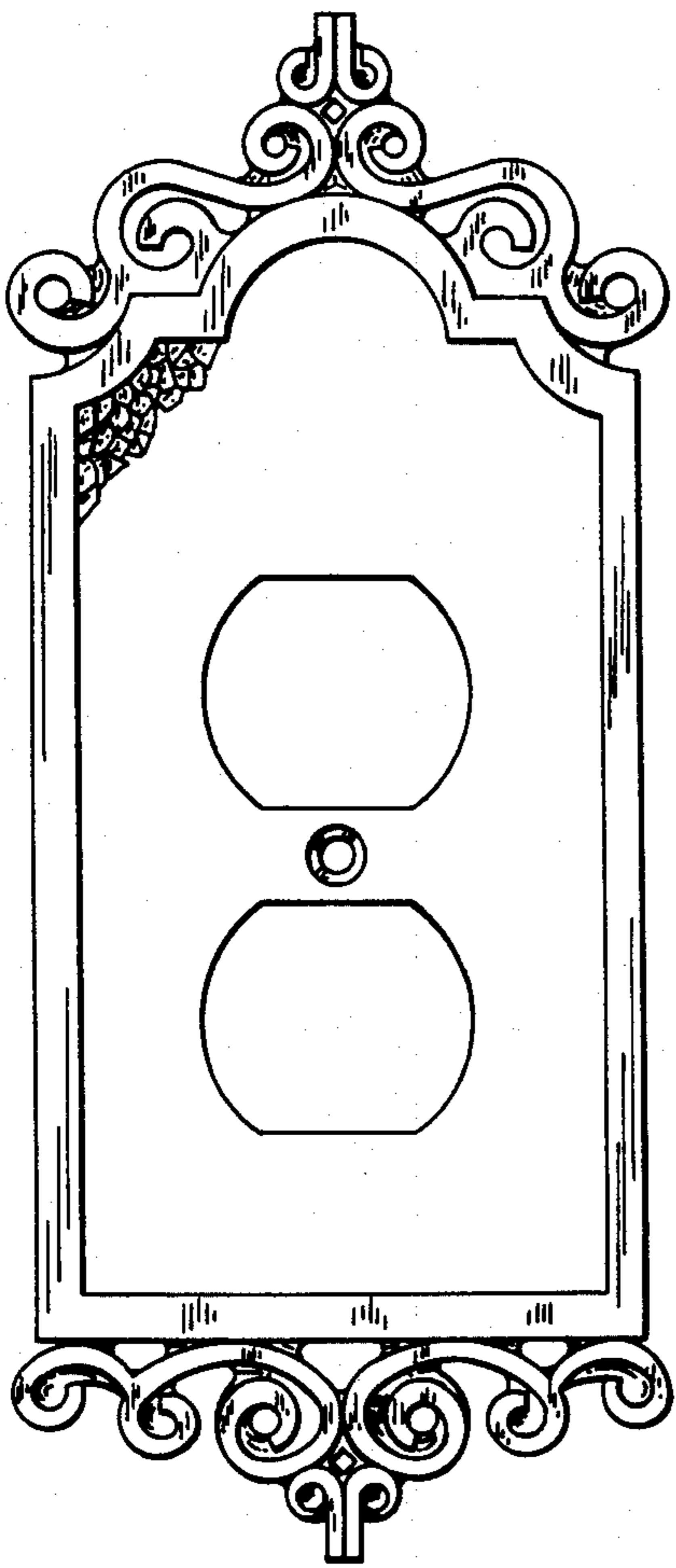


FIG. 7

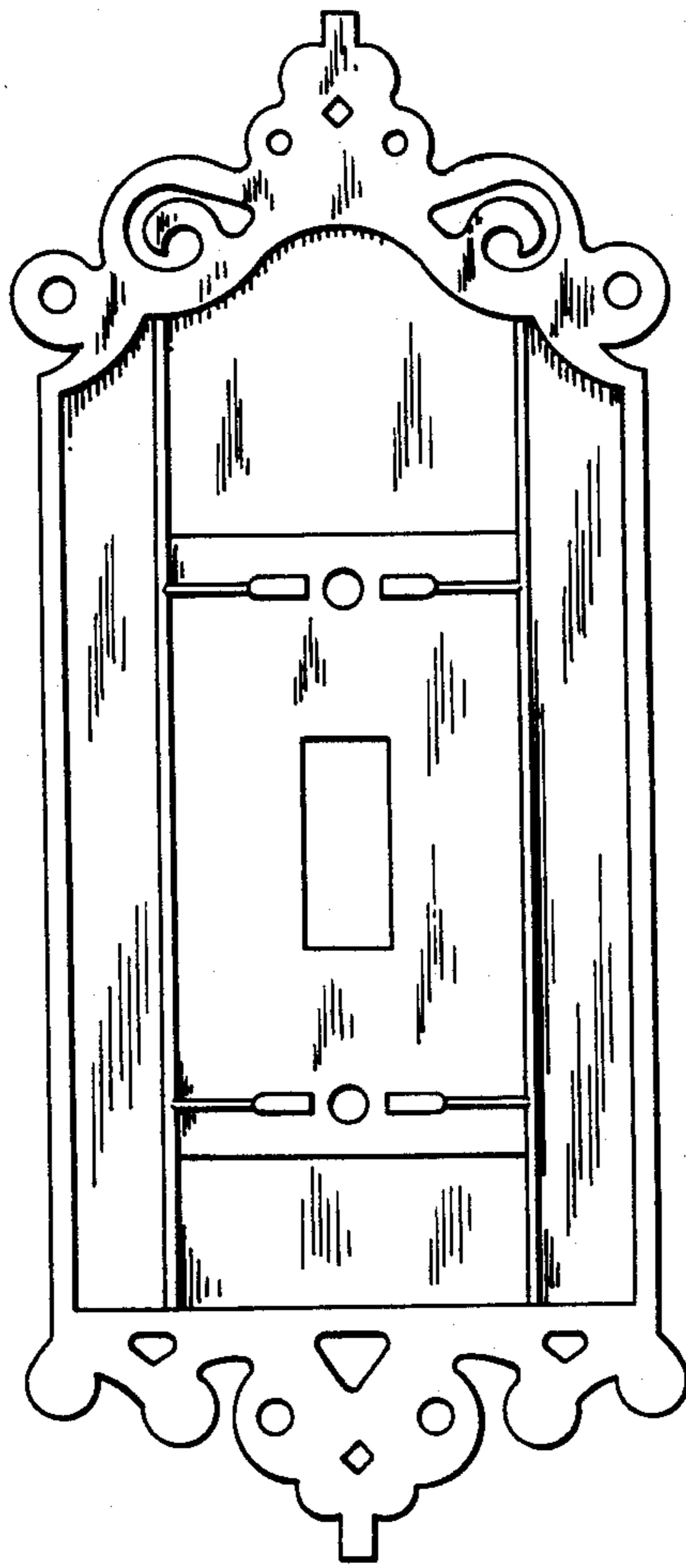


FIG. 3




FIG. 4



FIG. 5



FIG. 6

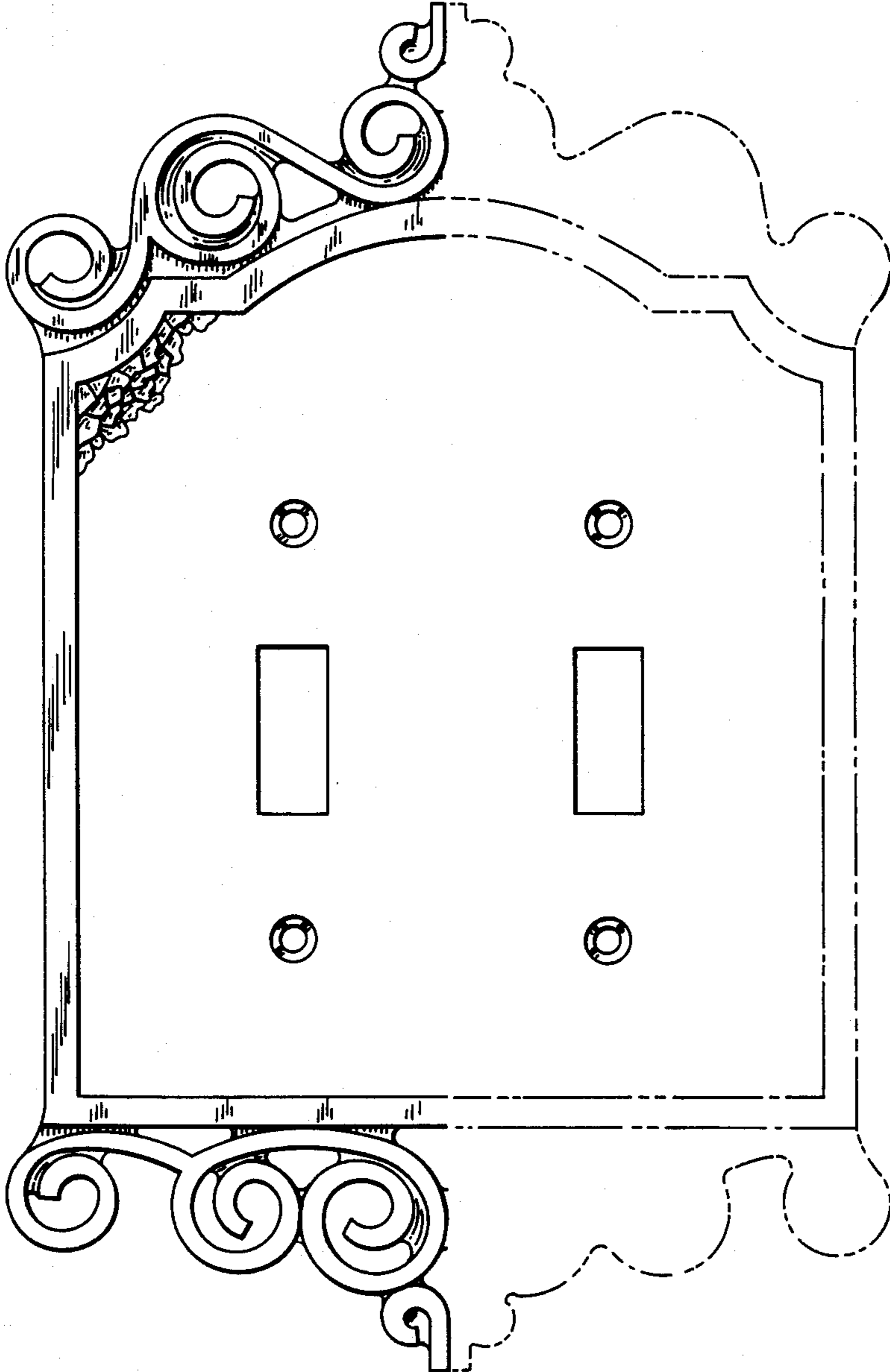


FIG. 8

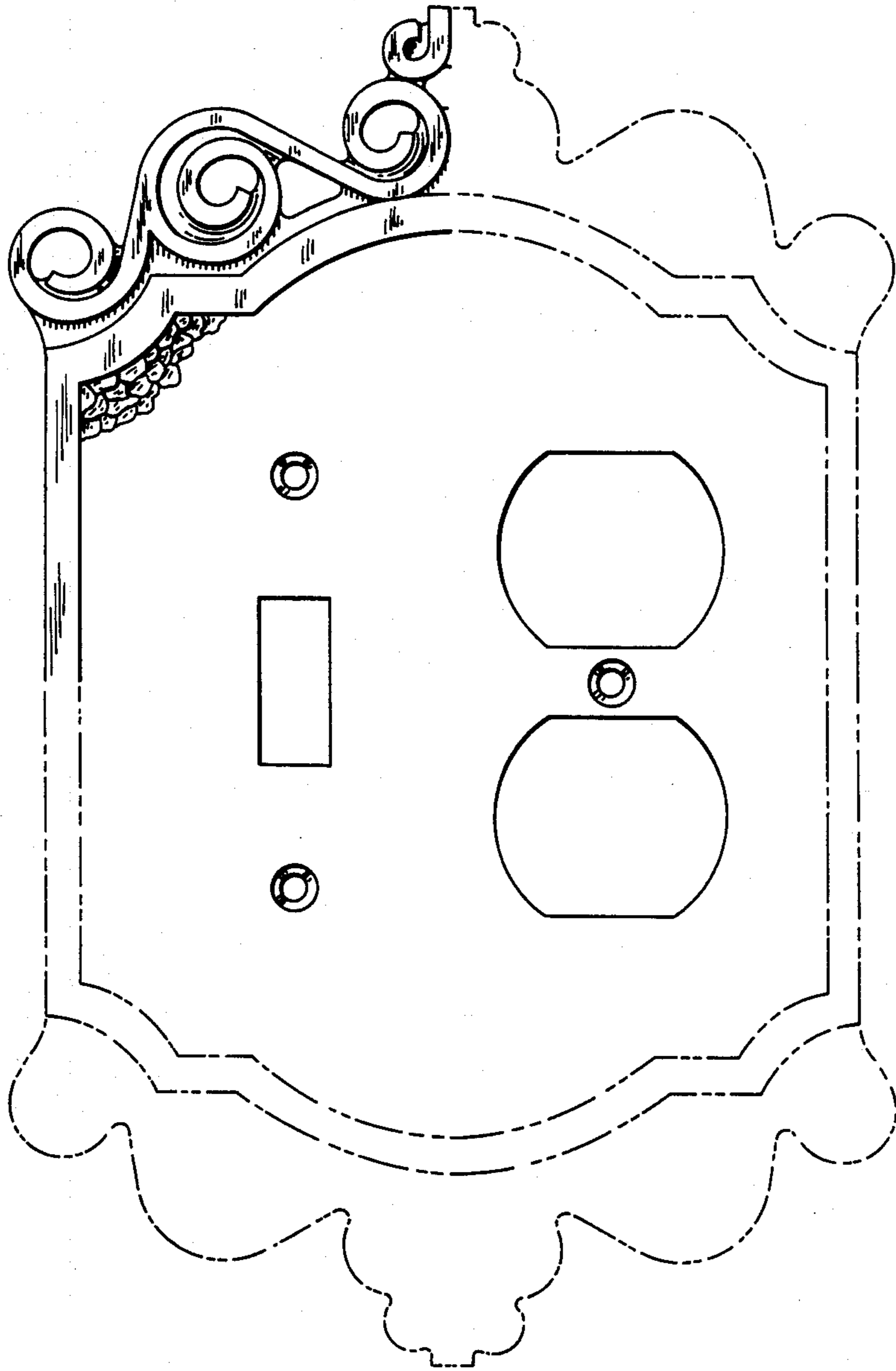


FIG. 9