

[54] GROUND RIPPER TOOTH

[76] Inventor: **Glen A. Watts**, Rte. 1, Box 258, McMinnville, Oreg. 97128

[**] Term: **14 Years**

[21] Appl. No.: **664,493**

[22] Filed: **Mar. 8, 1976**

[51] Int. Cl. **D15-03**

[52] U.S. Cl. **D15/29**

[58] Field of Search **D15/29; 172/713, 719, 172/699, 700, 261, 462, 265-268, 196, 491, 474, 475, 657, 690, 694, 695**

[56] **References Cited**

OTHER PUBLICATIONS

Agricultural Machinery Journal, 12/75, p. 80, Heavy Duty Buster Tooth, top right side of page.
Agricultural Machinery Journal, 5/75, p. 30, Tiller Tooth, center right side of page.

Primary Examiner—Wallace R. Burke
Assistant Examiner—James M. Gandy
Attorney, Agent, or Firm—Oliver D. Olson

[57] **CLAIM**

The ornamental design for a ground ripper tooth, as shown and described.

DESCRIPTION

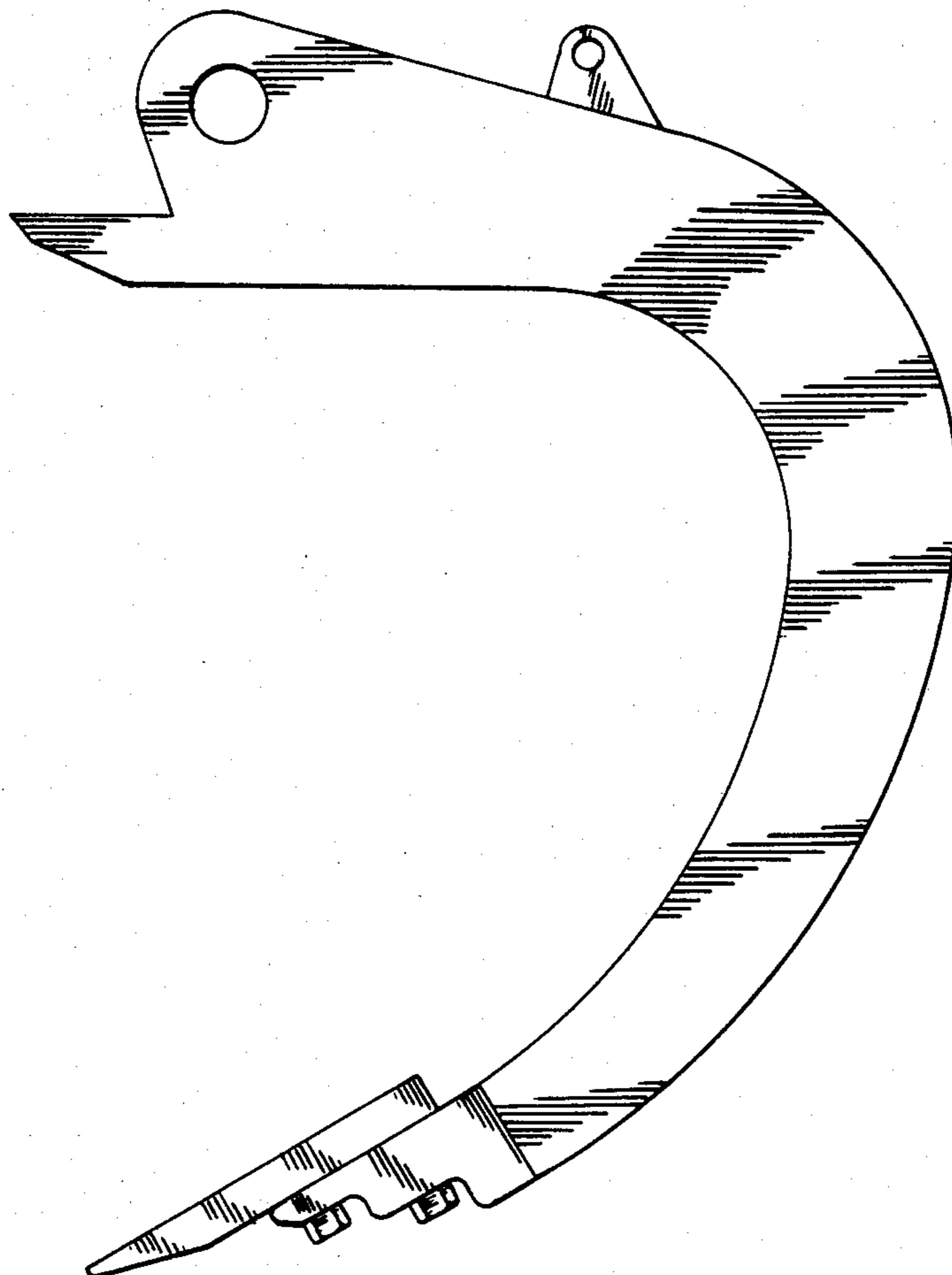
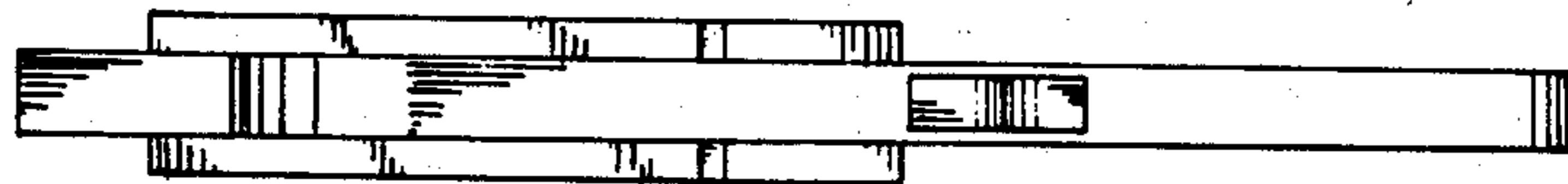
FIG. 1 is a side elevational view of a ground ripper tooth, showing my new design, the opposite being a mirror image thereof.

FIG. 2 is a top plan view thereof.

FIG. 3 is a front elevational view thereof.

FIG. 4 is a rear elevational view thereof.

FIG. 5 is a bottom plan view thereof.



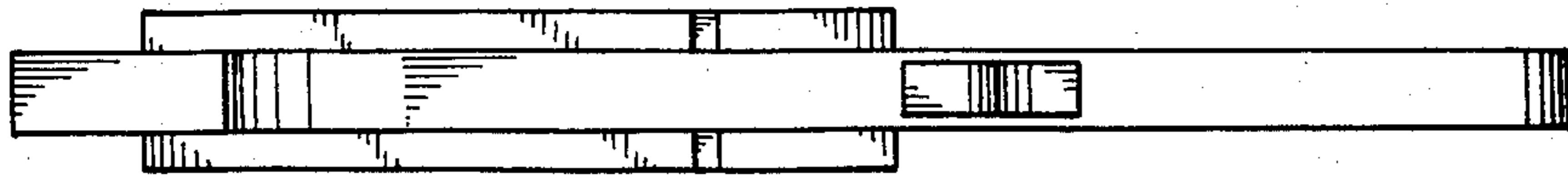


Fig. 2.



Fig. 3.

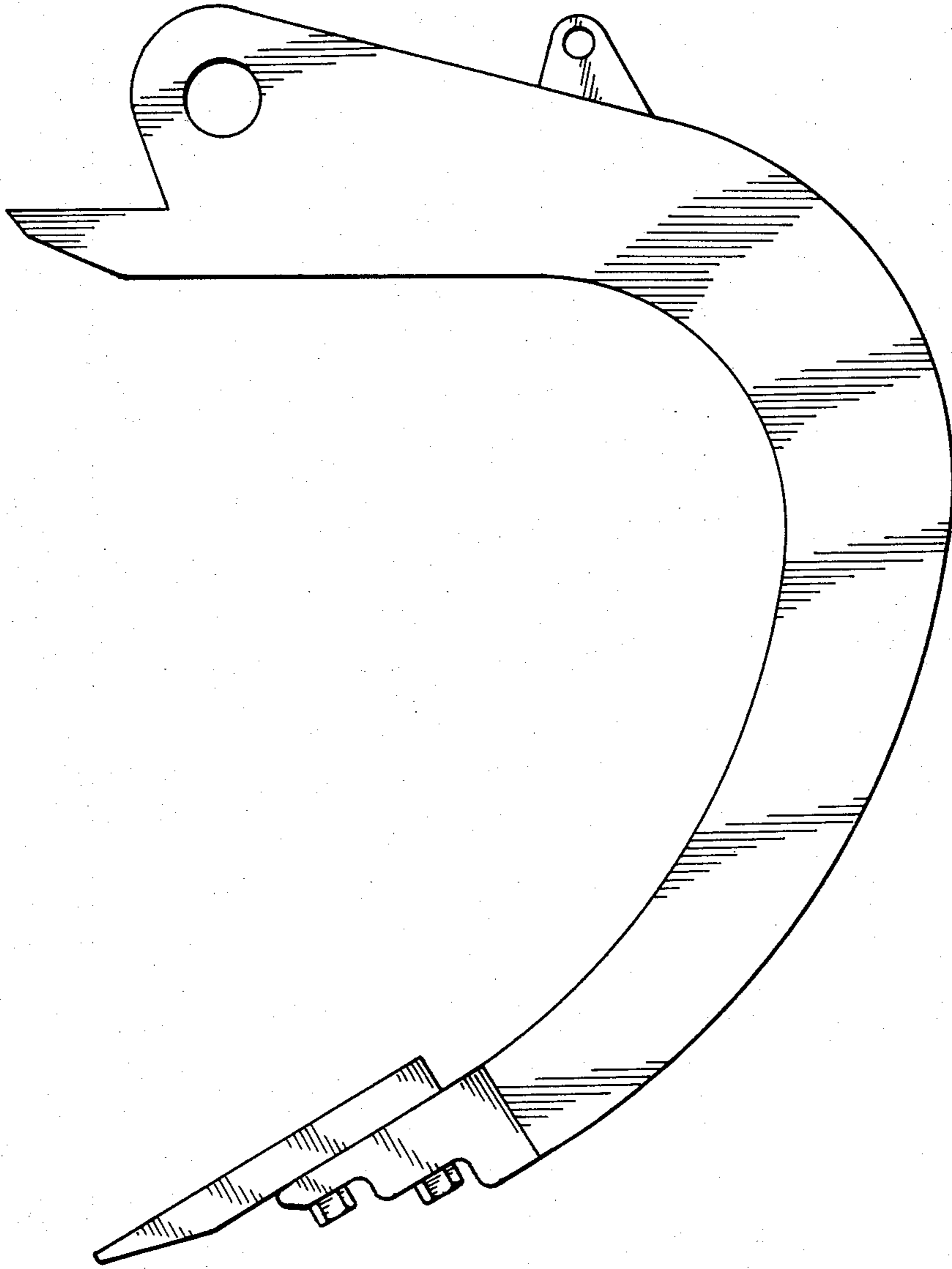


Fig. 1.




Fig. 4.

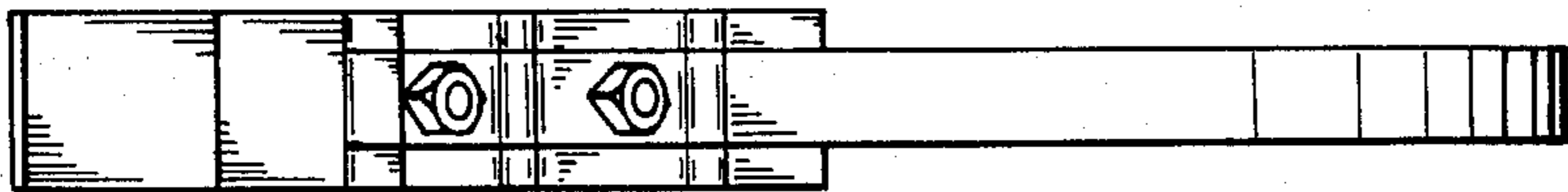


Fig. 5.