

[54] **CABINET FOR A WATER BATH SHAKER**

[75] Inventor: **John T. Armbruster**, Niagara Falls, N.Y.

[73] Assignee: **American Optical Corporation**, Southbridge, Mass.

[**] Term: **14 Years**

[21] Appl. No.: **655,649**

[22] Filed: **Feb. 6, 1976**

[51] Int. Cl. **D24-02**

[52] U.S. Cl. **D24/38**

[58] Field of Search **D23/48-50, D23/55-57; 4/1-5, 10, 146, 148, 152-155, 173, 178, 180, 185 S, 185 AB, 185 L; D32/2 C; D15/34; 259/54, 72; 134/1, 18 A**

[56] **References Cited**

U.S. PATENT DOCUMENTS

2,150,531	3/1939	Watt	4/4
2,572,463	10/1951	Fine	4/173
3,113,761	12/1963	Platzman	134/184 X
3,229,702	1/1966	Murdoch, Jr.	134/1 X
3,291,458	12/1966	Hamm	259/72
3,430,926	3/1969	Freedman et al.	259/54
3,477,069	11/1969	Stiger	4/185 L
3,559,634	2/1971	Lillywhite	4/173 X
3,601,372	8/1971	Harmes	259/54

3,752,156	8/1973	Wack	4/178
3,873,071	3/1975	Tatebo	259/72
3,937,236	2/1976	Runnells	134/184
D. 117,720	11/1939	Newman	D32/2 C
D. 139,900	1/1945	Uphues	D23/55
D. 191,611	10/1961	Kearney	D15/34
D. 219,167	11/1970	Rissolo	D15/34

OTHER PUBLICATIONS

New Brunswick Scientific Co. Inc., Catalog No. 174, c. 1974, Section B, pp. 35 & 38.

Fisher Scientific Company Catalog No. 63, rec'd, 12/2/65, p. 989.

E. H. Sargent & Co. Catalog No. 109, rec'd 11/18/63, p. 926.

Primary Examiner—James R. Largen

Attorney, Agent, or Firm—William C. Nealon

[57] **CLAIM**

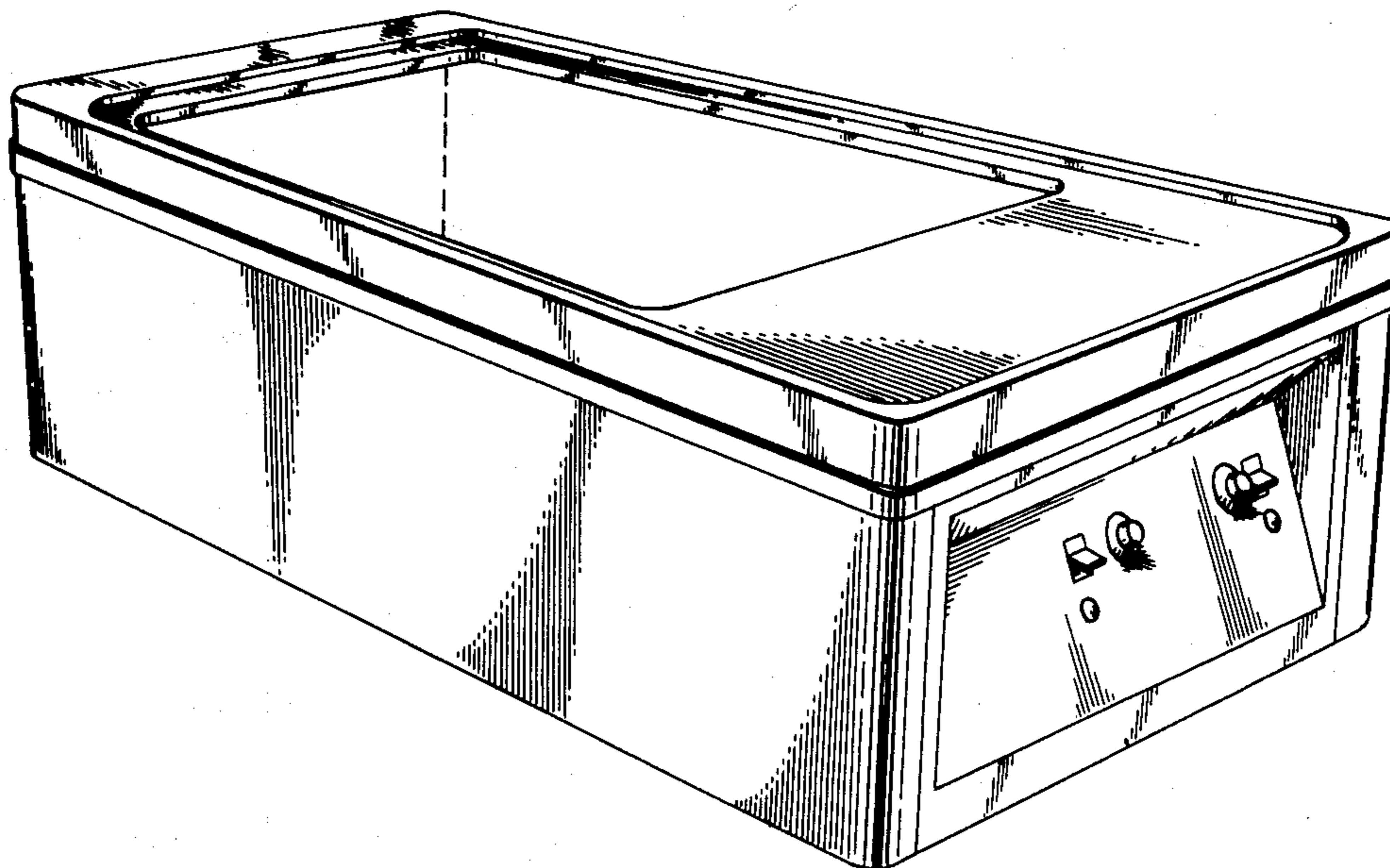
The ornamental design for a cabinet for a water bath shaker, as shown and described.

DESCRIPTION

FIG. 1 is a perspective view taken from the front, top and one side of a cabinet for a water bath shaker showing my new design; and

FIG. 2 is a perspective view taken from the rear, bottom and side opposite that shown in FIG. 1.

The broken line representation of a tub in FIG. 1 is for purposes of illustration only.



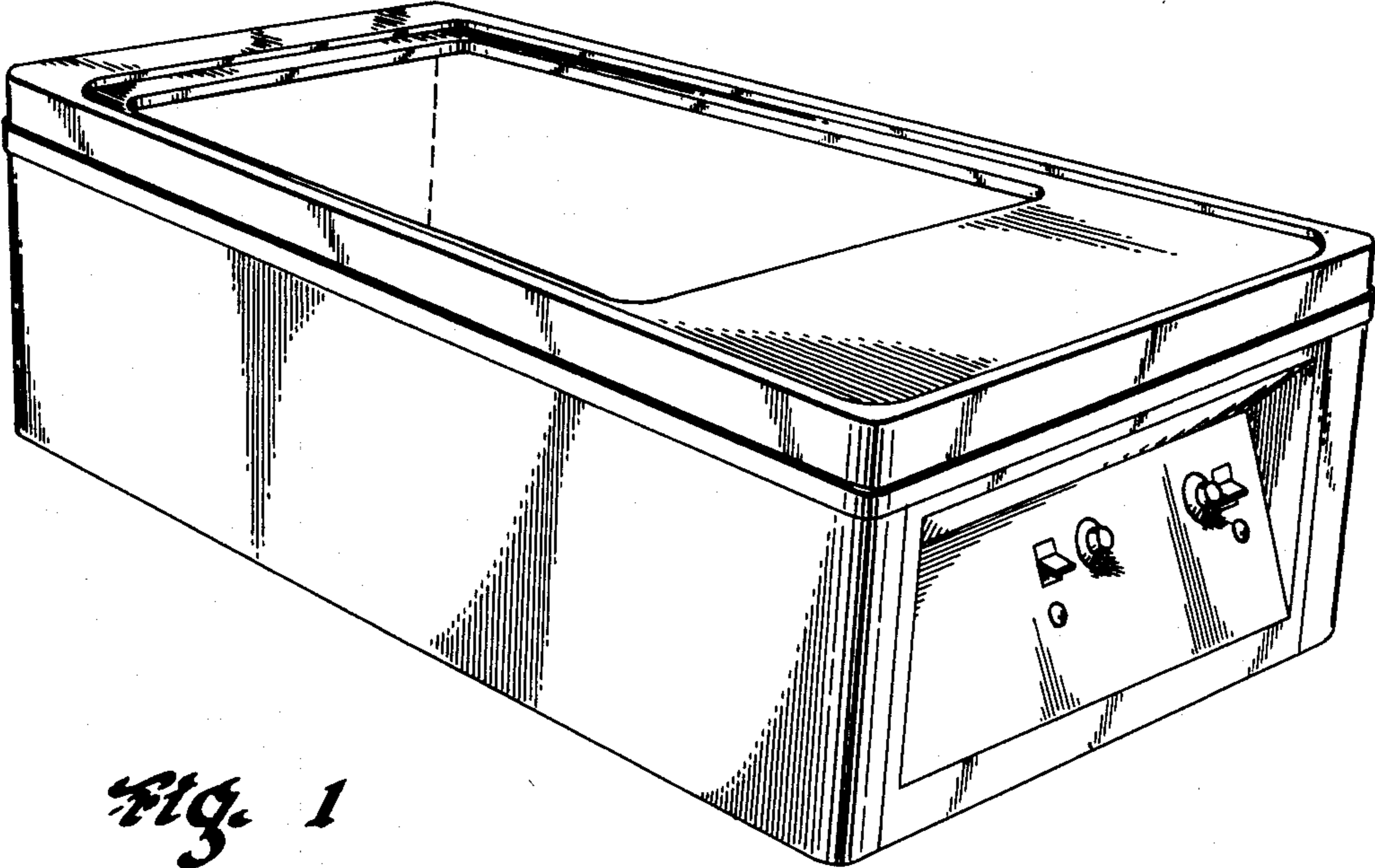


Fig. 1

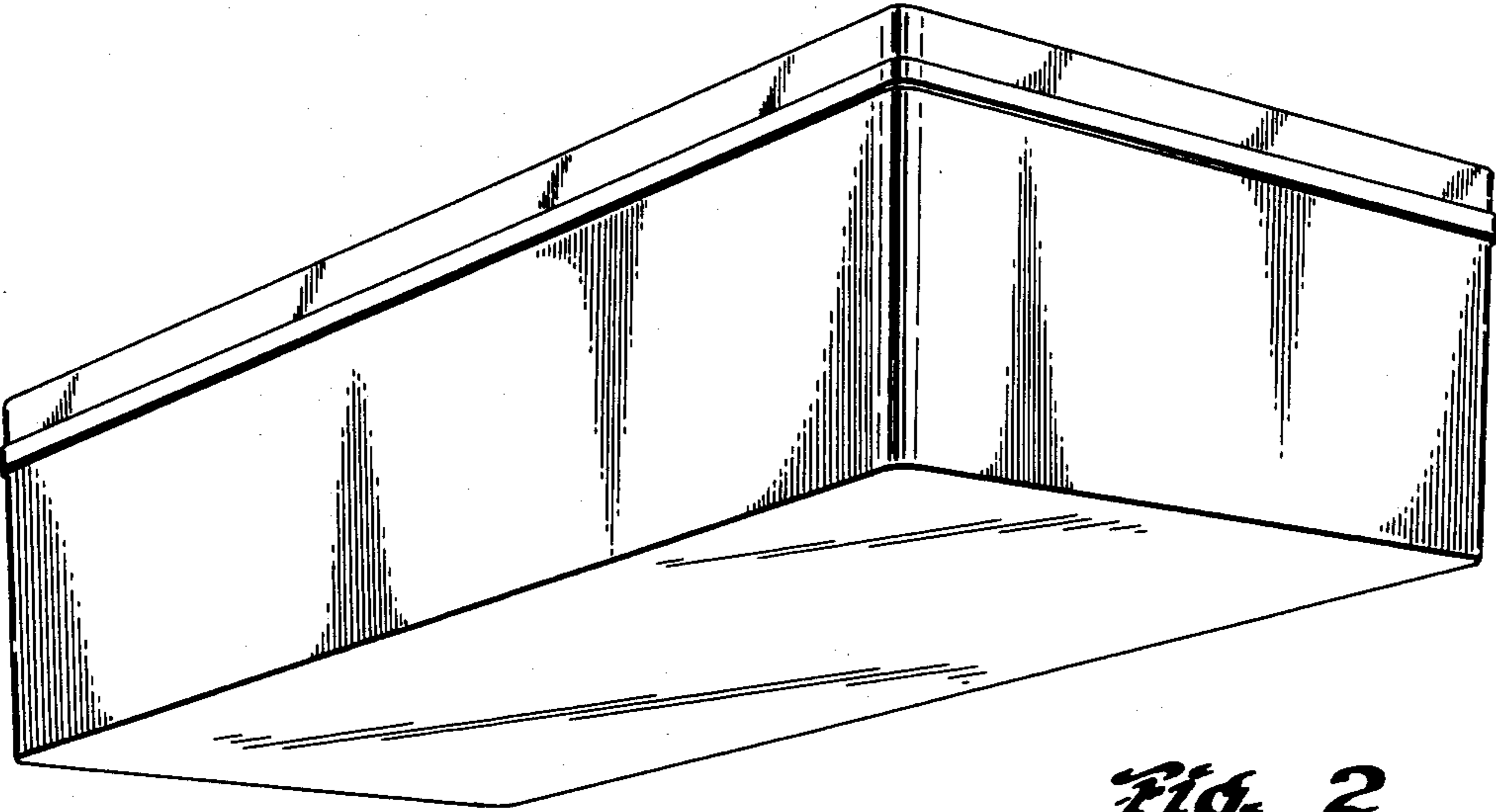


Fig. 2