

[54] TAPE RECORDER

[75] Inventor: Shinobu Okamoto, Oyama, Japan

[73] Assignee: Kowa Company Ltd., Tokyo, Japan

[\*\*] Term: 14 Years

[21] Appl. No.: 688,369

[22] Filed: May 20, 1976

[51] Int. Cl. .... D14-01

[52] U.S. Cl. .... D14/6

[58] Field of Search ..... D26/14 B; 274/17, 21, 274/2; 312/9; D56/4 B; 360/82, 83, 55

[56] References Cited

U.S. PATENT DOCUMENTS

3,218,080 11/1965 Best ..... 274/17  
D. 214,794 7/1969 Yang ..... D26/14 B

D. 218,317 8/1970 Larson ..... D26/14 B  
D. 228,662 10/1973 Sakuma ..... D26/14 B  
D. 231,472 4/1974 Dietrich ..... D26/14 B  
D. 236,009 7/1975 Hattori ..... D26/14 B

Primary Examiner—Bernard Ansher  
Attorney, Agent, or Firm—Sherman Levy

[57] CLAIM

The ornamental design for a tape recorder, as shown.

DESCRIPTION

FIG. 1 is a front elevation of a tape recorder showing my new design;

FIG. 2 is a top plan view thereof;

FIG. 3 is a left side elevation thereof;

FIG. 4 is a rear elevation thereof;

FIG. 5 is a bottom plan view thereof;

FIG. 6 is a right side elevation thereof; and

FIG. 7 is a front perspective view thereof.


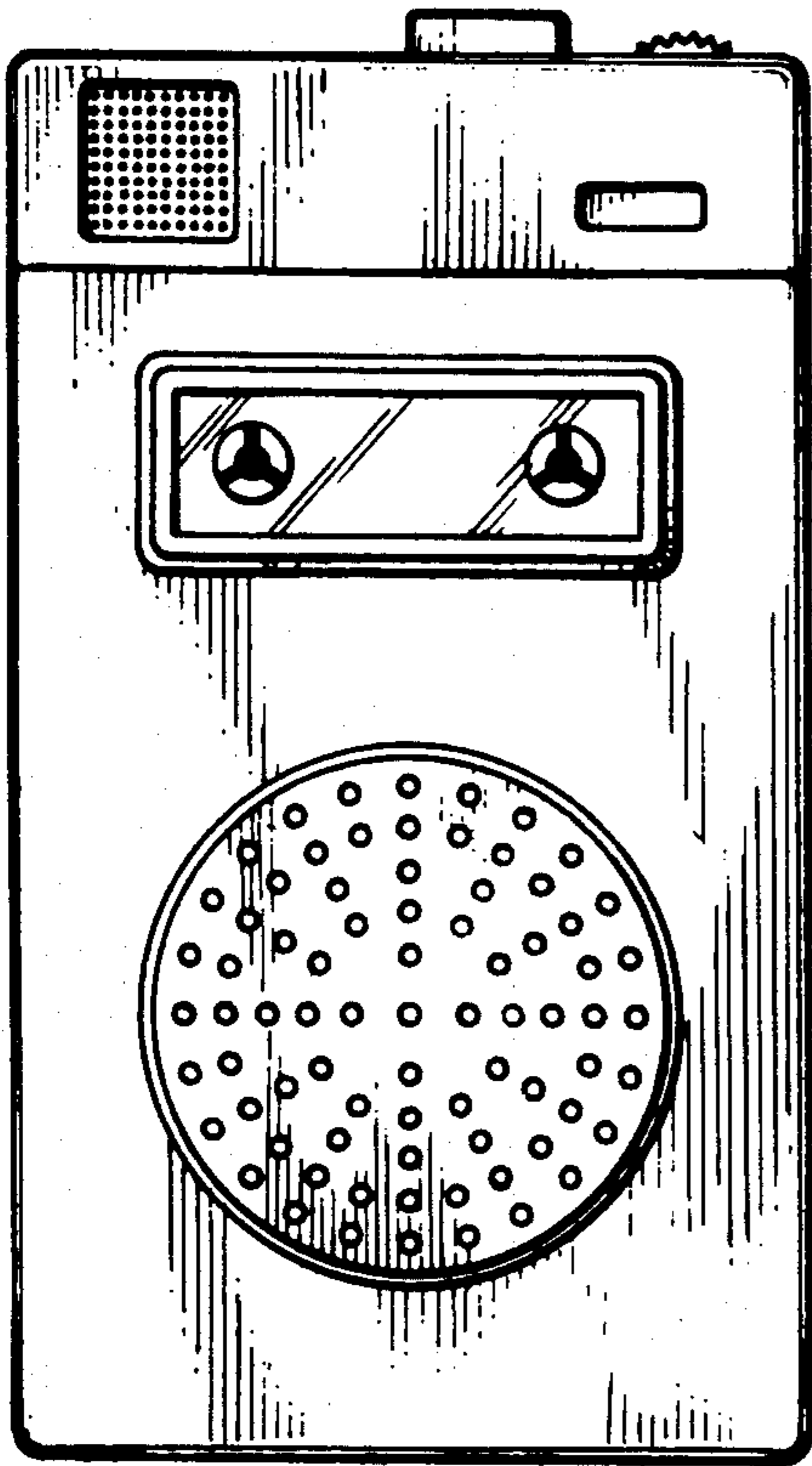


FIG. 1

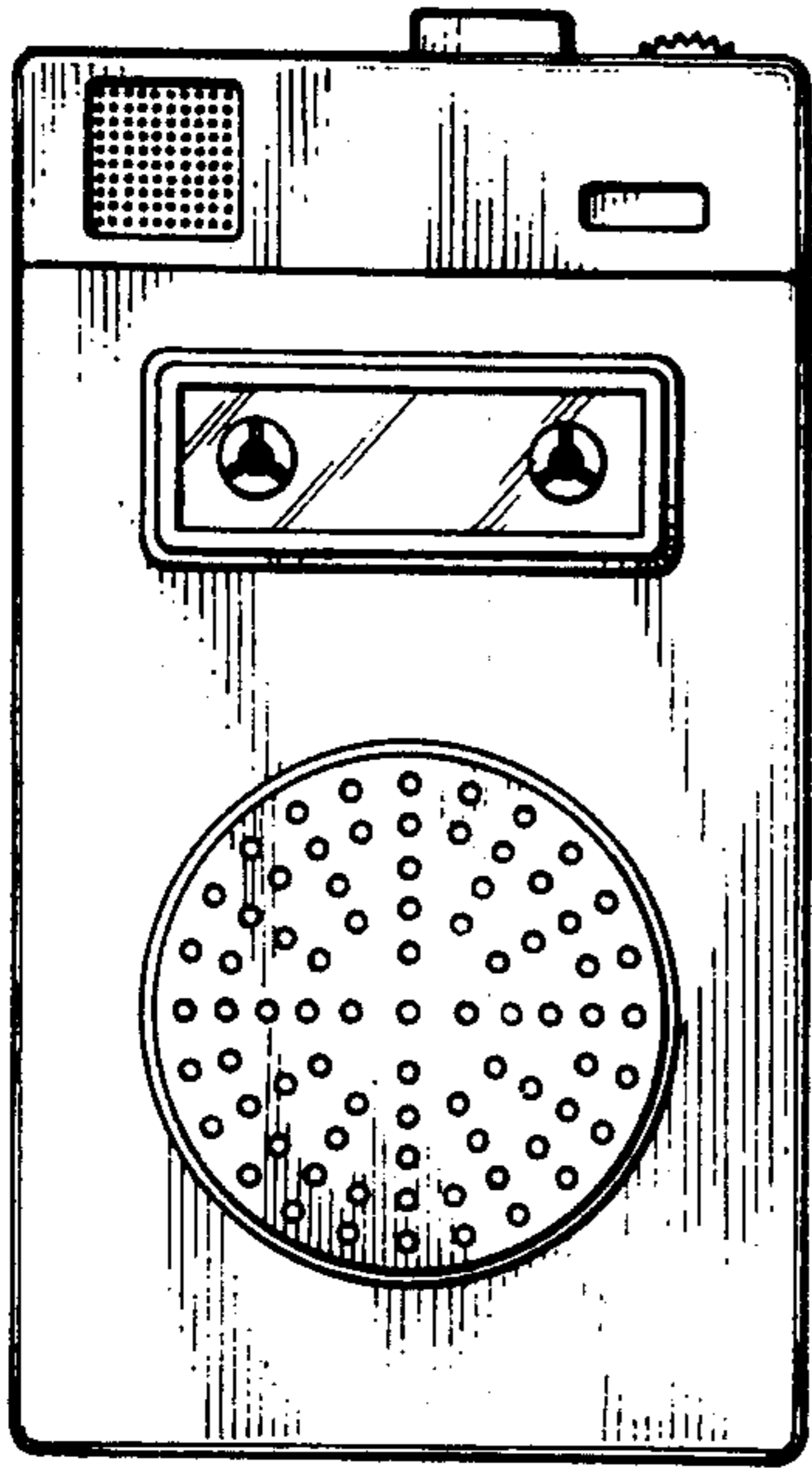


FIG. 2

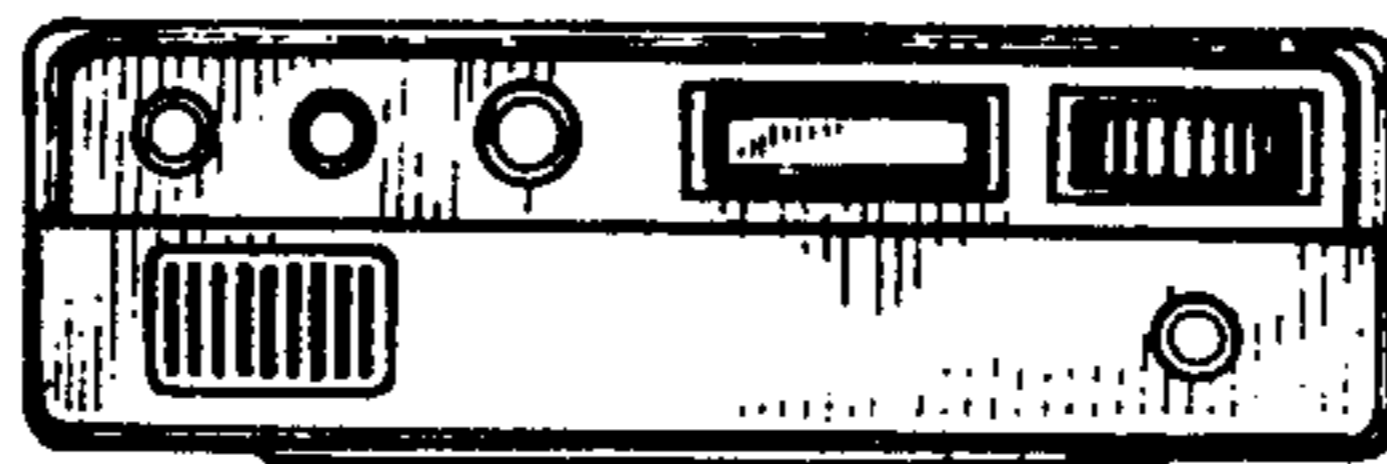


FIG. 3



FIG. 4




FIG. 5



FIG. 6



FIG. 7

