

[54] JEWELRY CLASP MEMBER

[75] Inventor: Paul V. Little, Central Islip, N.Y.

[73] Assignee: Dover Findings, Inc., Deer Park, N.Y.

[\*\*] Term: 14 Years

[21] Appl. No.: 624,739

[22] Filed: Oct. 23, 1975

[51] Int. Cl. .... D11-01

[52] U.S. Cl. .... D11/87

[58] Field of Search ..... D45/1 R, 4 A, 4 B, 16 R, D45/19 R; D19/65, 34; D8/259; 63/1 R, 1 A, 2; 24/73 B, 73 J, 81 J, 84 B, 116 R, 116 A, 129 B, 243 J, 255 J, 259 R, 265 CC, 201 BN; D11/87, 94

[56] References Cited

U.S. PATENT DOCUMENTS

2,527,442	10/1950	Odegaard .....	24/129 B
2,845,671	8/1958	Fisher et al. ....	24/84 B
3,237,326	3/1966	Naffin .....	40/1.5
3,898,717	8/1975	Schwartz .....	D19/65 X

FOREIGN PATENT DOCUMENTS

17,096	10/1895	United Kingdom .....	24/84 B
--------	---------	----------------------	---------

Primary Examiner—Joel Stearman  
Assistant Examiner—Louis S. Zarfes  
Attorney, Agent, or Firm—Edward H. Loveman

[57] CLAIM

The ornamental design of a jewelry clasp member, substantially as shown.

DESCRIPTION

FIG. 1 is a top plan view of a jewelry clasp member showing my new design; FIG. 2 is a right side view thereof; FIG. 3 is a bottom plan view thereof; FIG. 4 is a rear elevational view thereof; and FIG. 5 is a perspective view thereof.






Fig. 1

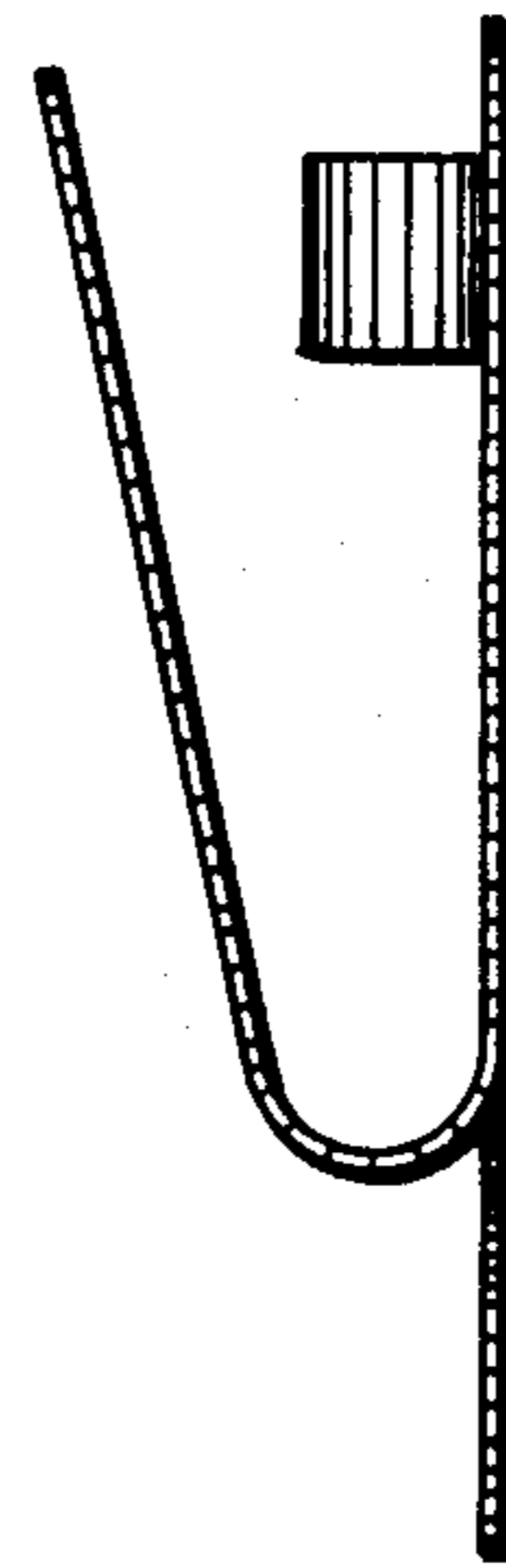


Fig. 2




Fig. 5

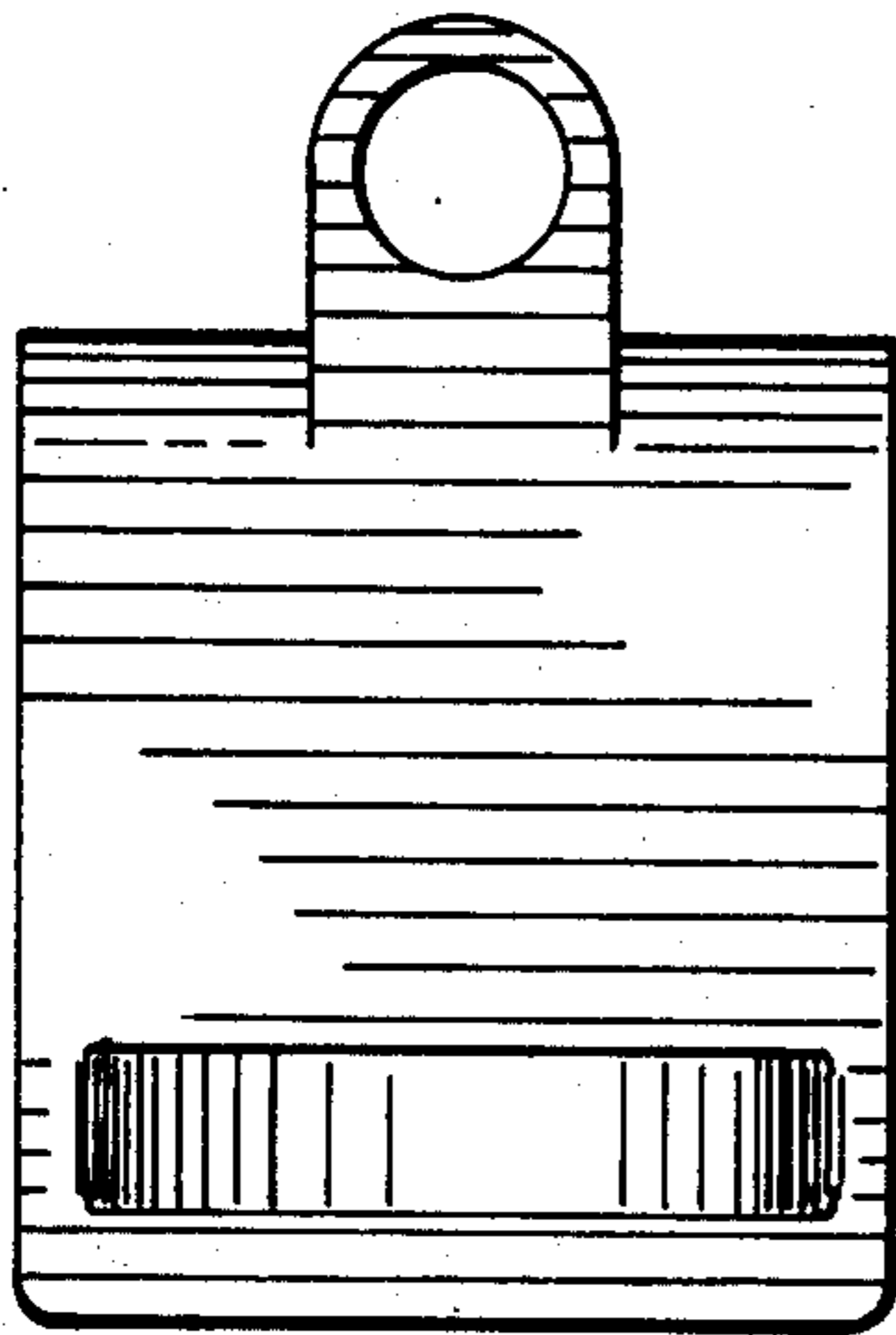


Fig. 3

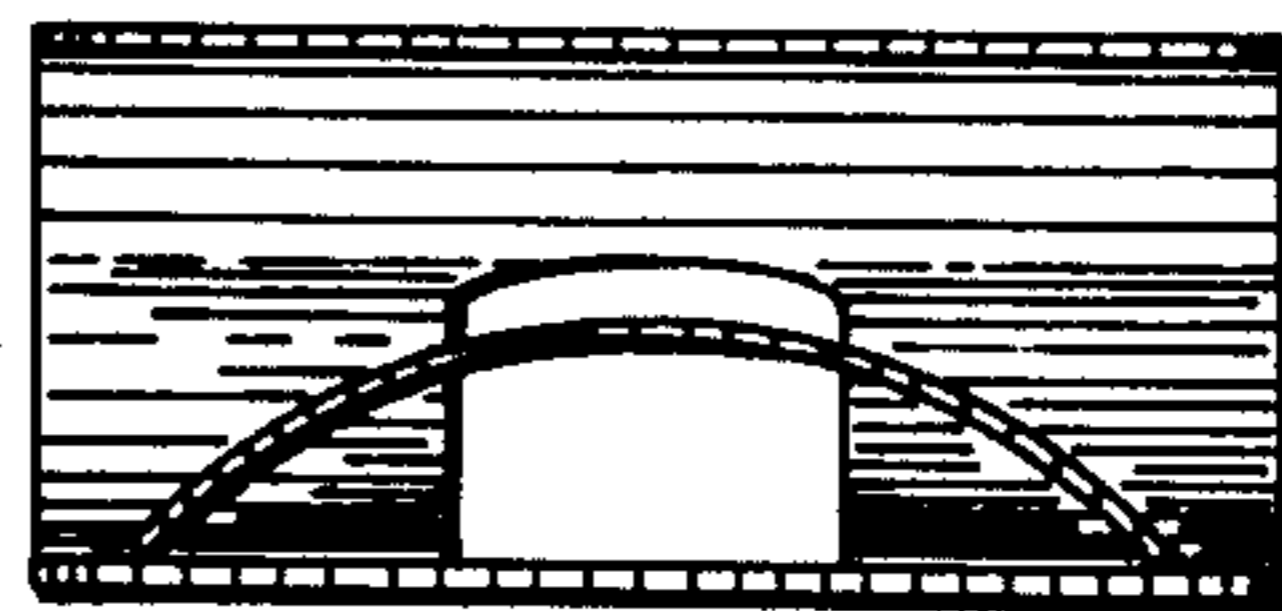


Fig. 4