

[54] TOWEL RACK ELEMENT

[75] Inventor: Raymond U. H. Tegner, Lodi, Wis.

[73] Assignee: Amerock Corporation, Rockford, Ill.

[**] Term: 14 Years

[21] Appl. No.: 640,030

[22] Filed: Dec. 12, 1975

[51] Int. Cl. D23-02

[52] U.S. Cl. D6/99

[58] Field of Search D6/85, 86, 96, 99, 100, D6/103, 112, 114, 125, 145, 194, 116; 211/101, 171; D8/179, 181, 188

[56] References Cited

U.S. PATENT DOCUMENTS

D. 32,490	4/1900	Reeves et al.	D6/99
D. 104,585	5/1937	Sasanoff	D6/99
D. 224,771	9/1972	Tegner	D6/99

OTHER PUBLICATIONS

House & Garden, p. 11, Sept. 1960, floor standing towel rack.

Primary Examiner—Wallace R. Burke

Assistant Examiner—B. J. Bullock

Attorney, Agent, or Firm—C. Frederick Leydig

[57] CLAIM

The ornamental design for a towel rack element, as shown.

DESCRIPTION

FIG. 1 is a front elevational view of a towel rack element incorporating my new design;

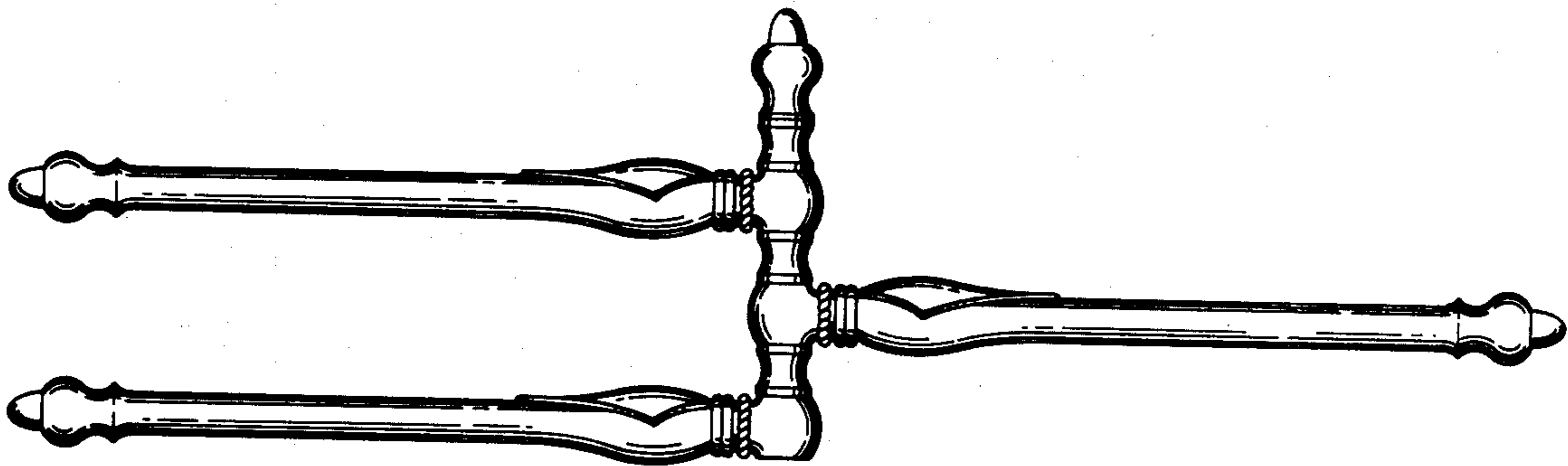
FIG. 2 is a top plan view thereof;

FIG. 3 is a side elevational view taken from the left of FIG. 1;

FIG. 4 is a side elevational view taken from the right of FIG. 1;

FIG. 5 is an enlarged sectional view taken along the line 5-5 in FIG. 2.

FIG. 6 is an enlarged sectional view taken along the line 6-6 in FIG. 2.



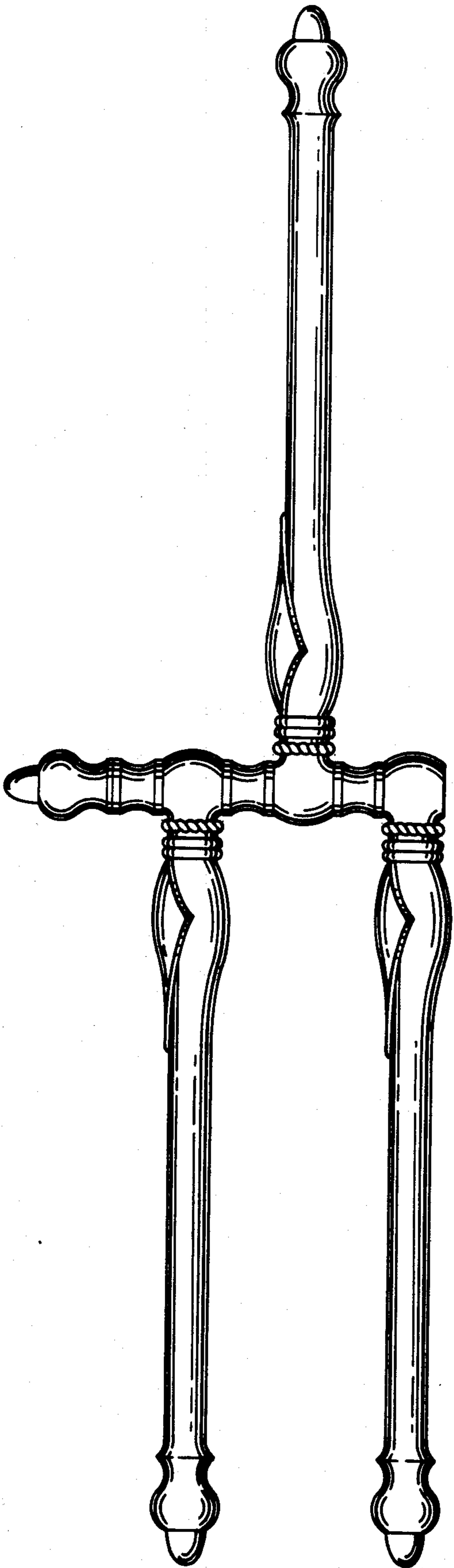


FIG. 1.

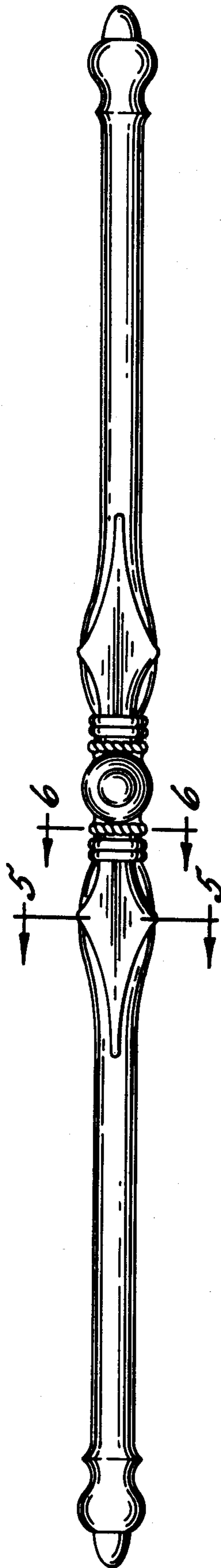


FIG. 2.



FIG. 3.




FIG. 4.




FIG. 5.




FIG. 6.