

[54] **VACUUM CLEANER HEAD ASSEMBLY HOUSING**

[75] Inventor: **Adolfo Ednalino Ebalo**, Medford, Mass.

[73] Assignee: **Purex Corporation Ltd.**, Lakewood, Calif.

[\*\*] Term: **14 Years**

[21] Appl. No.: **591,028**

[22] Filed: **June 27, 1975**

[51] Int. Cl. .... **D15-05**

[52] U.S. Cl. .... **D15/62**

[58] Field of Search ..... **D7/165-174;**  
15/321, 354, 320, 327, 352, 353, 347, 49,  
323-325; 55/302, 337, 341, 357, 358, 366,  
372, 374, 378, 429, 459, 466, 467, 478, DIG.  
3; D15/48, 52-55, 62-64

[56] **References Cited**

**U.S. PATENT DOCUMENTS**

3,046,718 7/1962 Ide et al. .... 15/347 X

3,358,316 12/1967 Okun ..... 15/327 D X  
3,619,849 11/1971 Jones ..... 15/321  
3,909,197 9/1975 Cremers ..... 15/321 X  
D. 230,692 3/1974 Wachsman ..... D7/166

*Primary Examiner*—Wallace R. Burke

*Assistant Examiner*—Catherine Kemper

*Attorney, Agent, or Firm*—H. Calvin White

[57] **CLAIM**

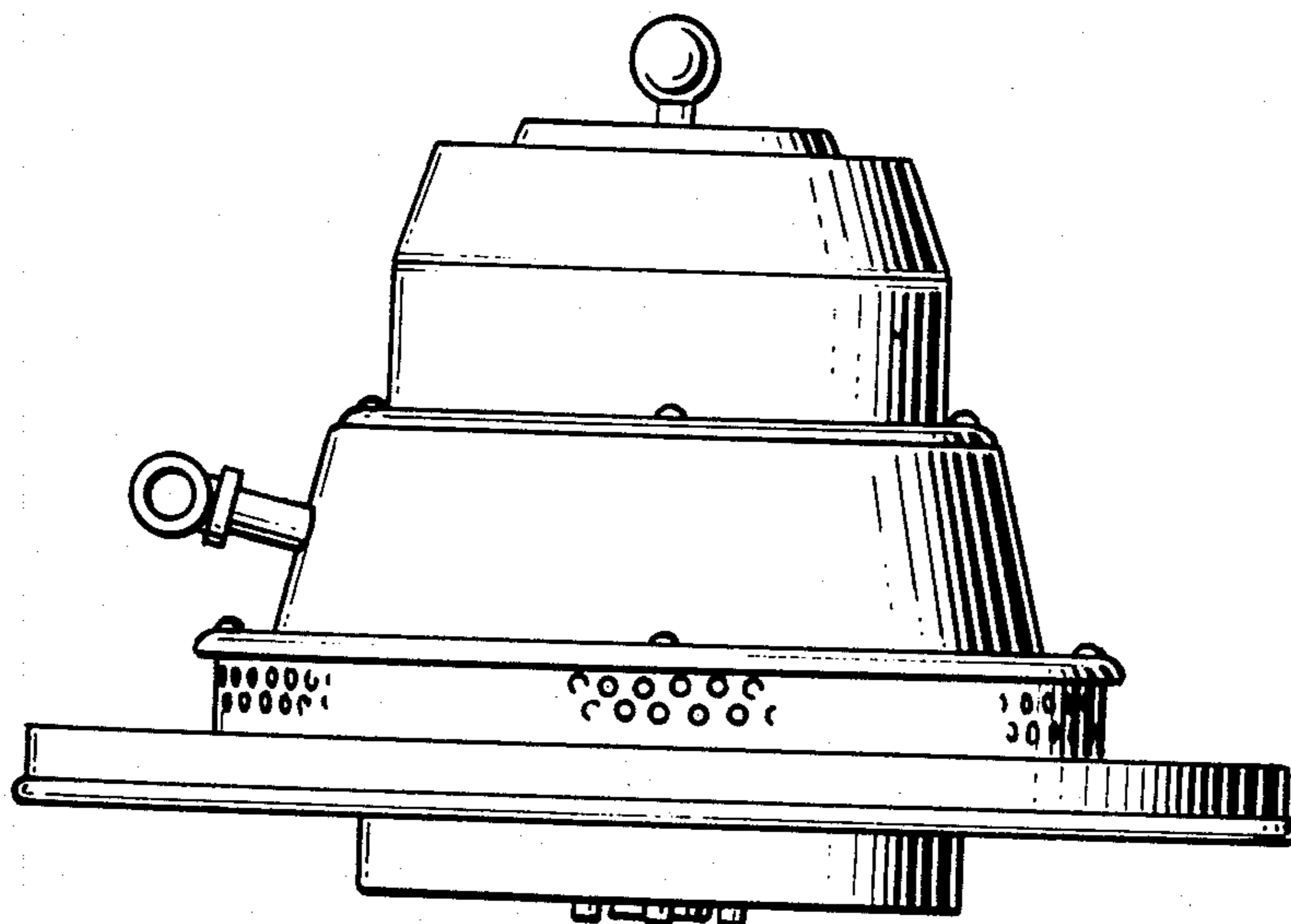
The ornamental design for a vacuum cleaner head assembly housing, substantially as shown and described.

**DESCRIPTION**

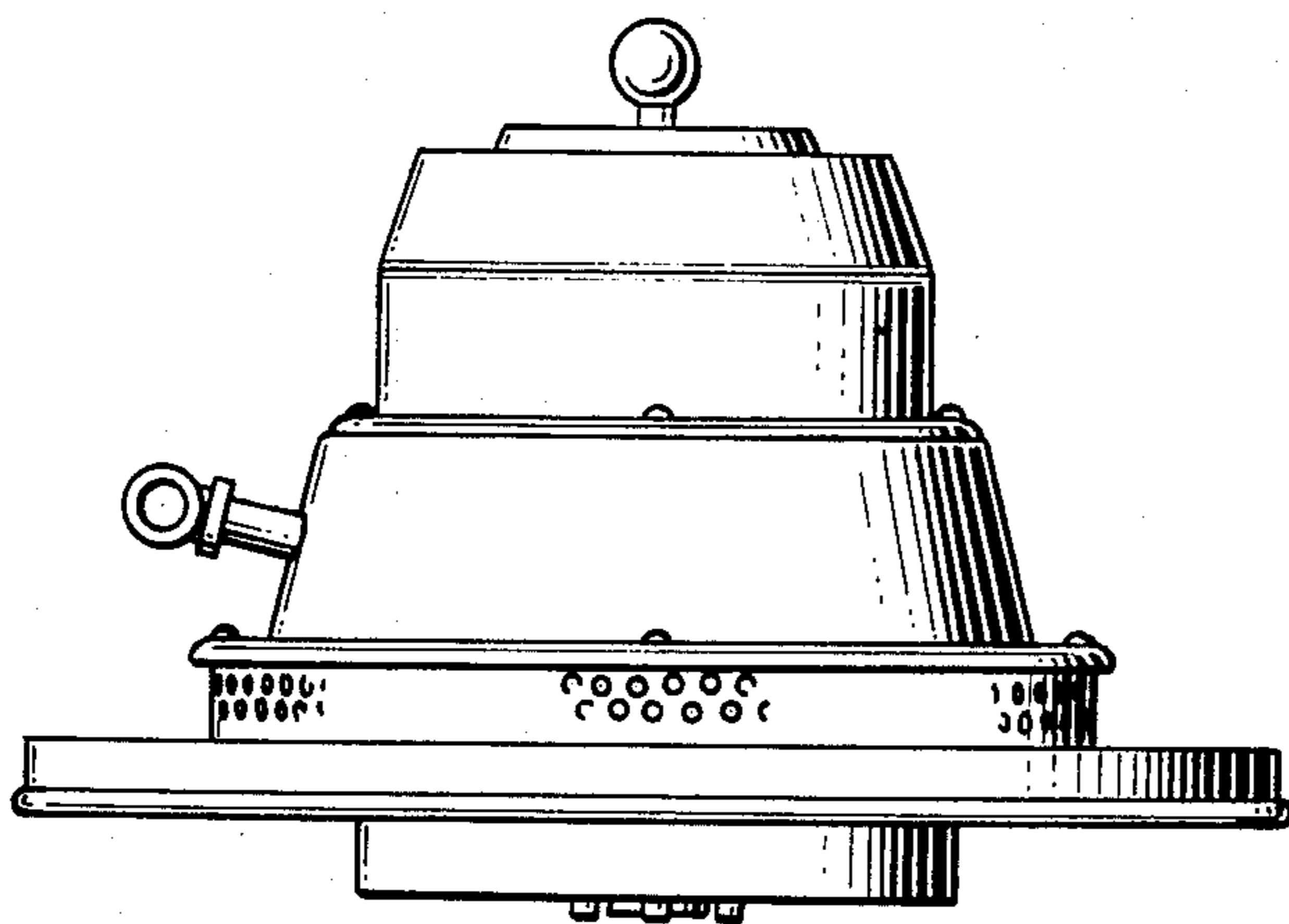
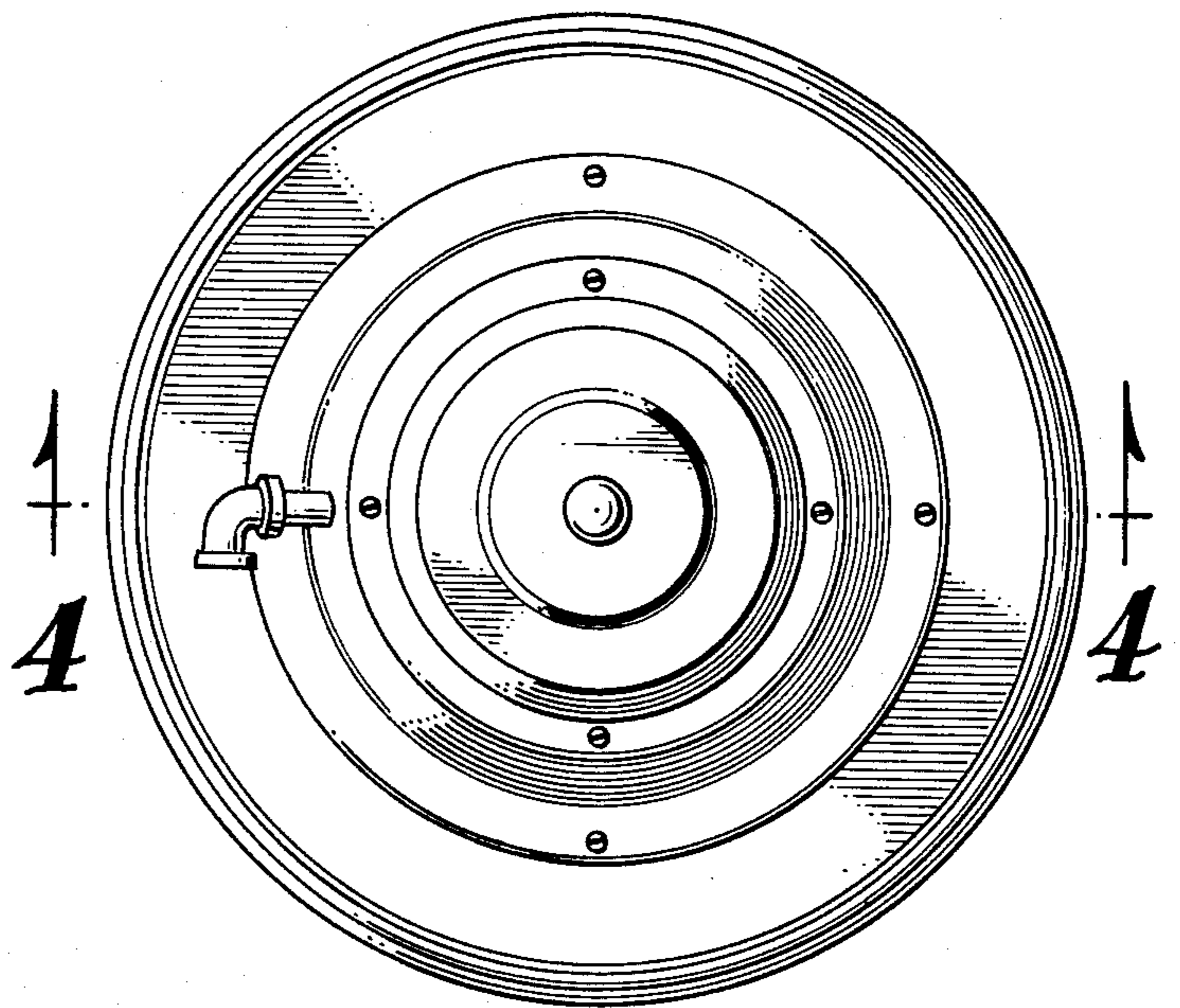
FIG. 1 is a plan view of my new design; FIG. 2 is a side elevation of FIG. 1, and FIG. 3 is a view similar to FIG. 1 showing the interior of the assembly with the upper portion removed above the perforations appearing in FIG. 2.

FIG. 4 is a sectional view thereof, taken along line 4—4 of FIG. 1.

The perforation pattern which is partially shown in FIG. 2, is understood to repeat throughout the indicated area.



*Fig. 1.*



*Fig. 2.*

*Fig. 3.*

*Fig. 4.*

