

[54] **BICYCLE SUPPORTING HANGER OR SIMILAR ARTICLE**
 [76] Inventor: **David L. Edwards**, 210 W. Crescent, Elmhurst, Ill. 60126

| | | | |
|------------|--------|---------------------|----------|
| 2,624,201 | 1/1953 | Thomson | 248/304 |
| 2,707,610 | 5/1955 | Fillion et al. | 248/340 |
| 3,263,948 | 8/1966 | Conrad | 248/74 A |
| 3,891,176 | 6/1975 | Downing et al. | 248/340 |
| D. 184,585 | 3/1959 | Shurtleff | D6/114 |
| D. 236,778 | 9/1975 | Thiere et al. | D6/85 |

[**] Term: **14 Years**

[21] Appl. No.: **638,621**

[22] Filed: **Dec. 8, 1975**

[51] Int. Cl. **D8-08**

[52] U.S. Cl. **D12/115**

[58] **Field of Search** D12/115; D54/1 R; D8/233, 235, 246, 247, 254, 256-258; D6/102, 114, 116, 117, 120, 125, 85, 113; 211/213, 219; 248/215, 217, 219, 220, 303, 304, 339, 340, 301, 317, 214, 226 E, 247, 316 D, 74 A; 24/73 SA

OTHER PUBLICATIONS

Cole Hersee Catalog, Form No. D-356-A, Section 32-5, 1974.

Primary Examiner—Wallace R. Burke
Assistant Examiner—James M. Gandy
Attorney, Agent, or Firm—Benjamin H. Sherman

[57] **CLAIM**

The ornamental design for a bicycle supporting hanger or similar article, substantially as shown.

DESCRIPTION

FIG. 1 is a front and left side perspective view of a bicycle supporting hanger or similar article showing my new design;

FIG. 2 is a front elevational view thereof;

FIG. 3 is a right side elevational view thereof; and

FIG. 4 is a top plan view thereof.

[56] **References Cited**

U.S. PATENT DOCUMENTS

| | | | |
|-----------|---------|----------------------|----------|
| 507,394 | 10/1893 | Trewhella | 248/339 |
| 829,239 | 8/1906 | Thompson et al. | 248/215 |
| 1,462,671 | 7/1923 | Vrba | 24/73 SA |

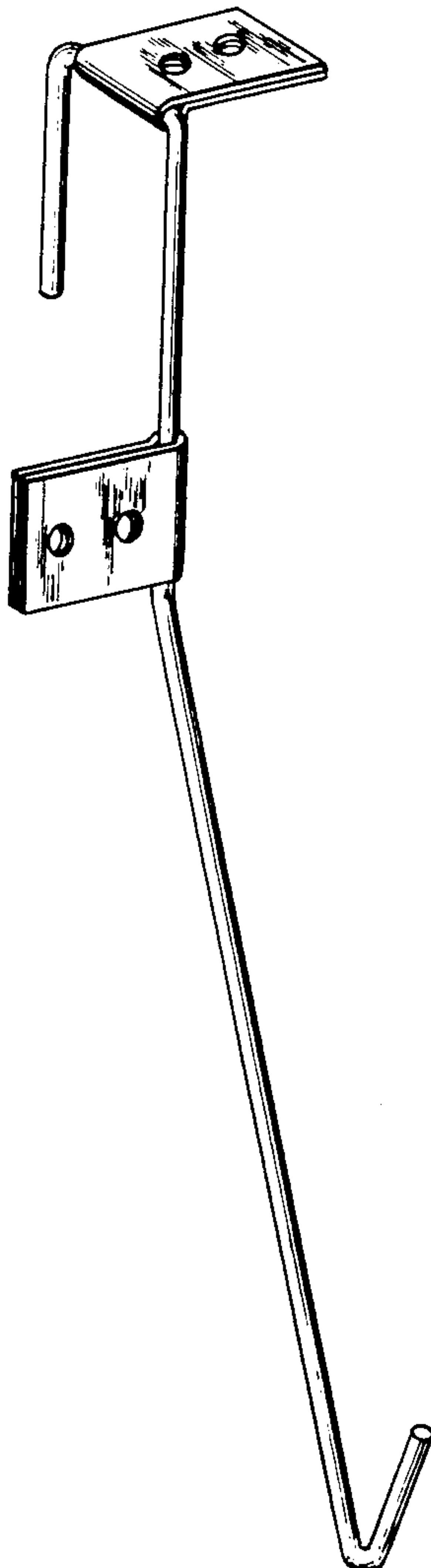


Fig. 1

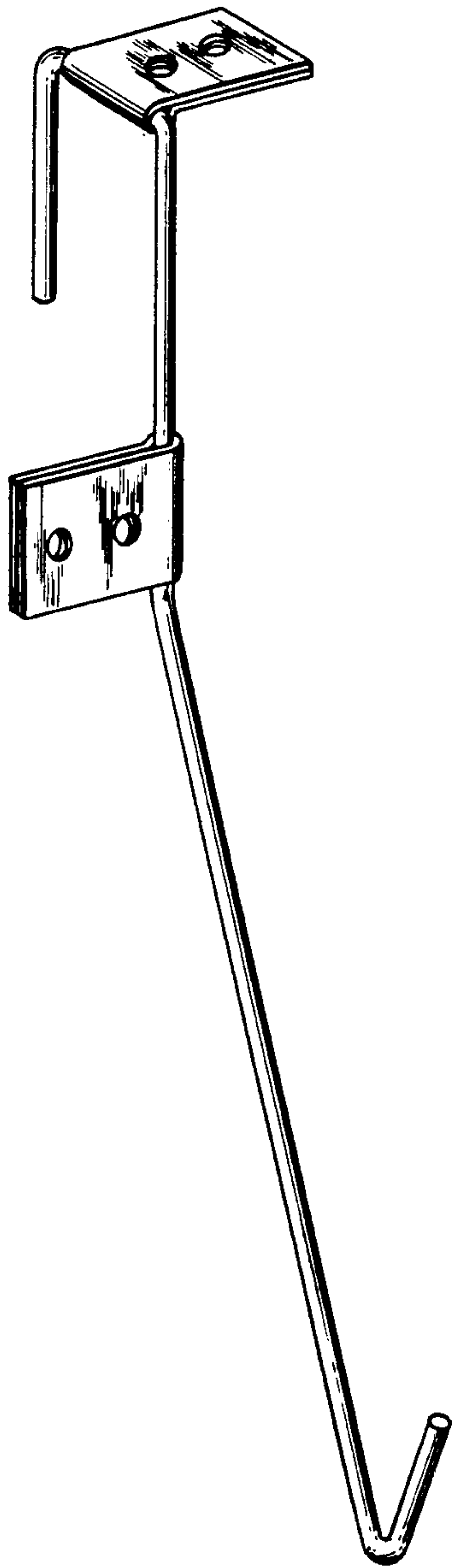


Fig. 2

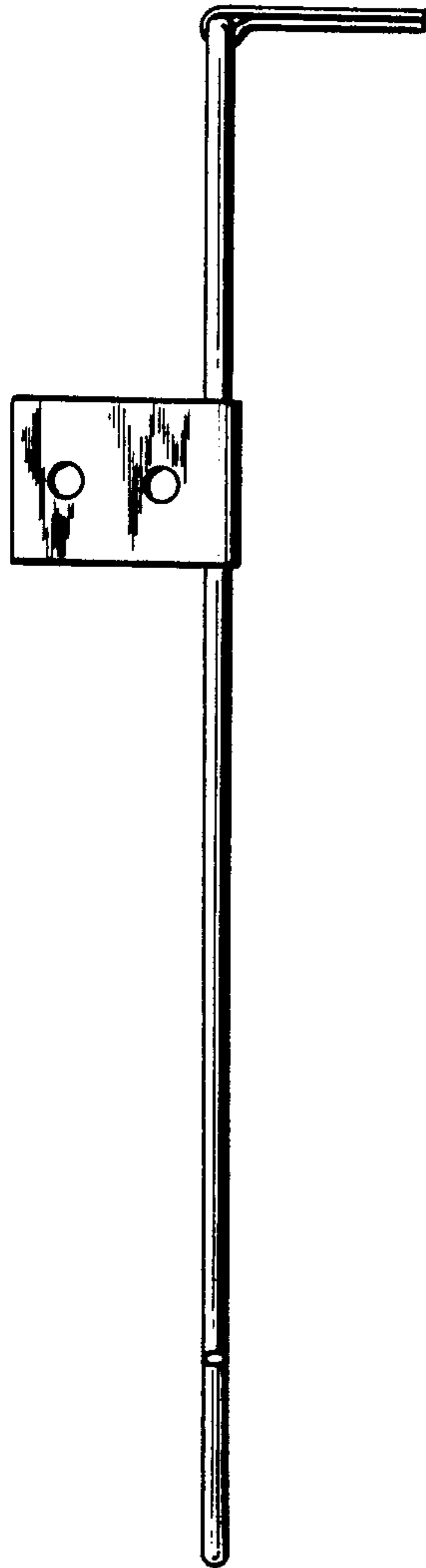


Fig. 3

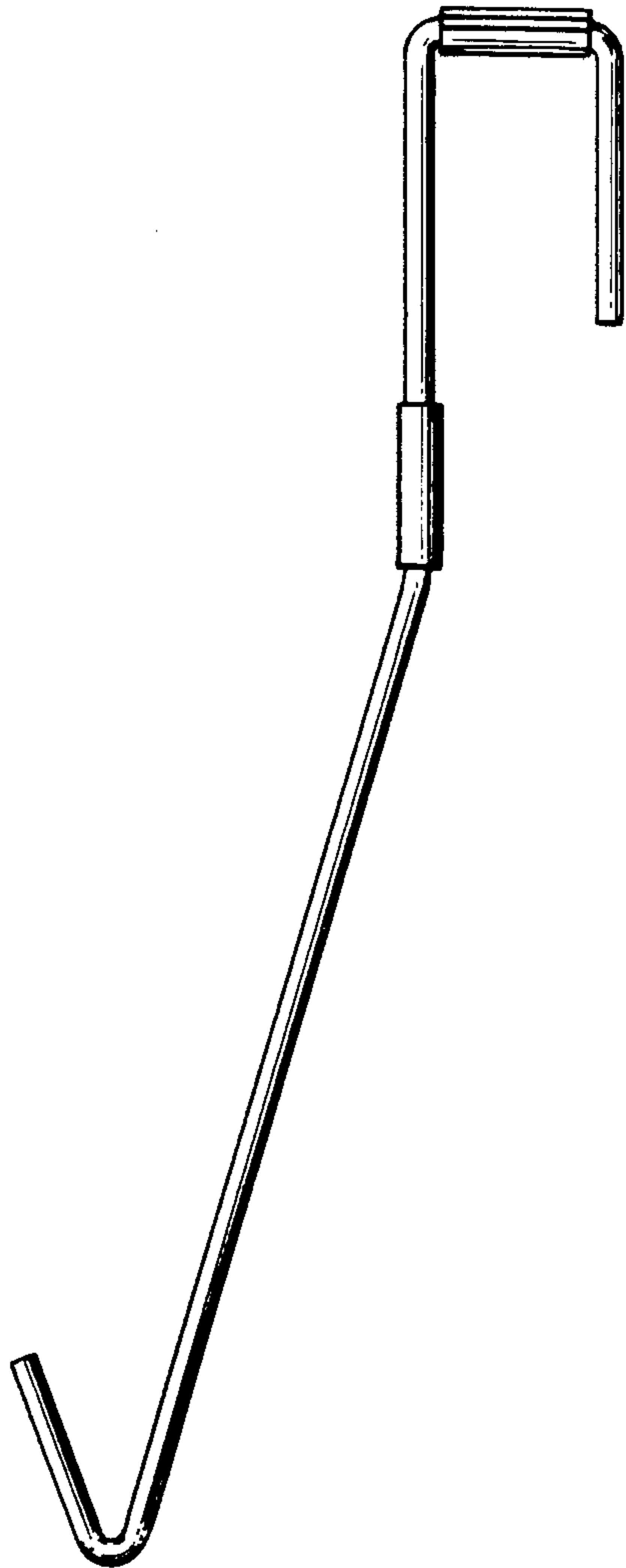


Fig. 4

