

[54] **BAKERY TRAY OR THE LIKE**
 [75] Inventors: **Lewis T. Johnson; James C. Carroll,**
 both of Bartlesville, Okla.
 [73] Assignee: **Phillips Petroleum Company,**
 Bartlesville, Okla.
 [**] Term: **14 Years**
 [21] Appl. No.: **534,285**
 [22] Filed: **Dec. 19, 1974**
 [51] Int. Cl. **D9-03**
 [52] U.S. Cl. **D87/1 R**
 [58] Field of Search **D87/1 R; D9/177;**
206/505, 507, 72; 220/72


[56] **References Cited**
U.S. PATENT DOCUMENTS
 3,613,934 10/1971 Bridenstine **D87/1 R**
 3,672,530 6/1972 Bridenstine **206/72**
 3,870,151 3/1975 Johnson **220/72**

Primary Examiner—Joel Stearman
Assistant Examiner—George P. Word
Attorney, Agent, or Firm—Quigg and Oberlin

[57] **CLAIM**
 The ornamental design for a bakery tray or the like, as shown and described.

DESCRIPTION

FIG. 1 is a top perspective view of a bakery tray or the like showing our new design;
 FIG. 2 is a fragmentary top plan view, the other one-half being like that shown;
 FIG. 3 is a side elevational view;
 FIG. 4 is an end elevational view;
 FIG. 5 is an enlarged scale fragmentary cross-sectional view taken along line 5—5 of FIG. 2;
 FIG. 6 is an enlarged scale fragmentary cross-sectional view taken along line 6—6 of FIG. 2;
 FIG. 7 is an enlarged scale fragmentary cross-sectional view taken along line 7—7 of FIG. 3;
 FIG. 8 is an enlarged scale bottom plan view showing one fourth of the tray, the other three-fourths being like that shown;
 FIG. 9 is a fragmentary cross-sectional view thereof taken along line 9—9 of FIG. 8; and
 FIG. 10 is a fragmentary cross-sectional view taken along line 10—10 of FIG. 8.



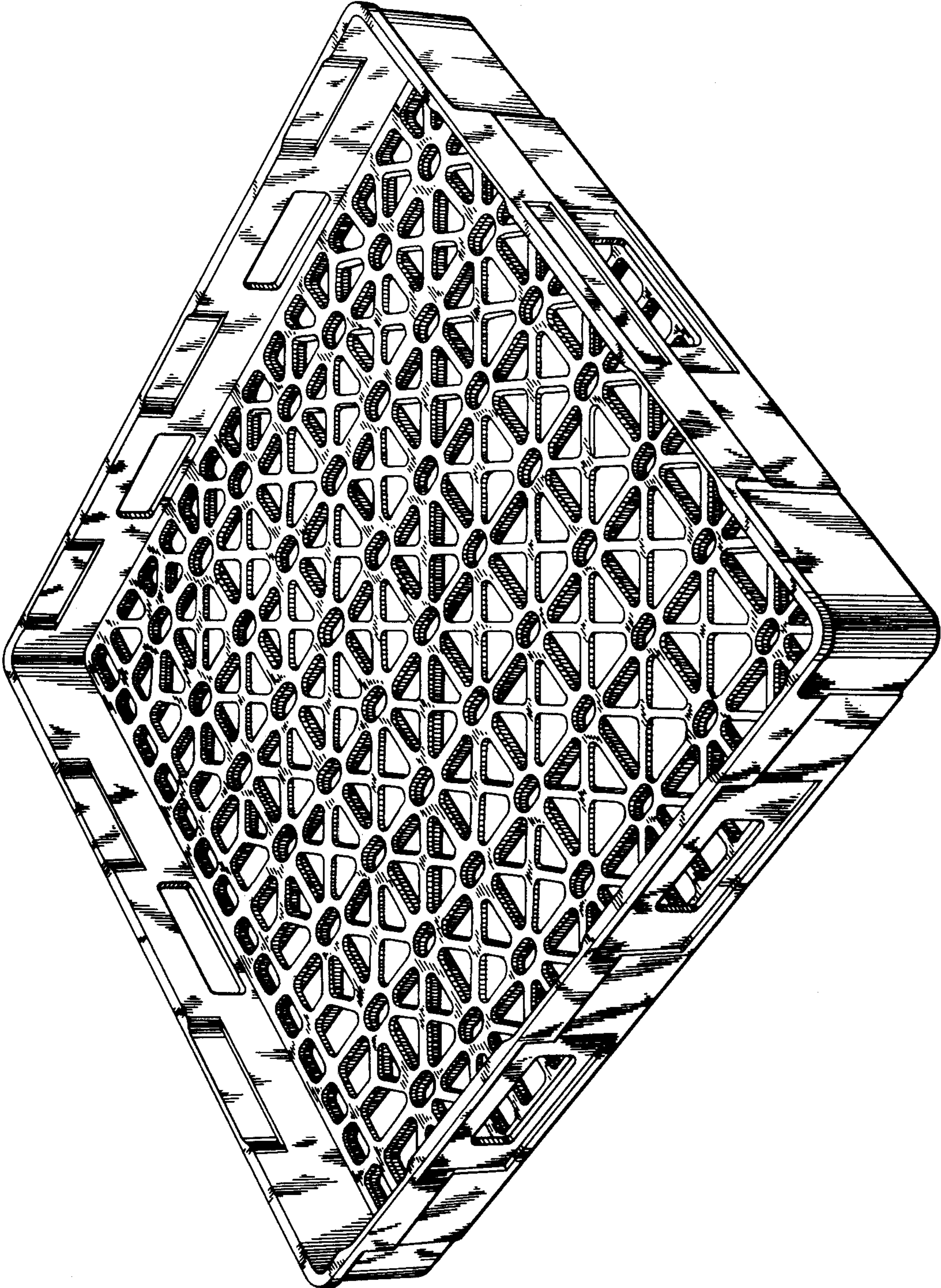


FIG. 1




FIG. 2

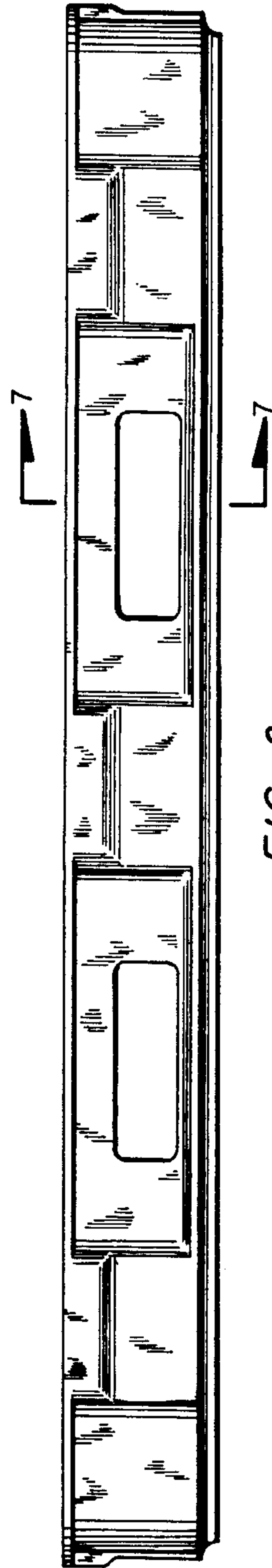


FIG. 3




FIG. 4

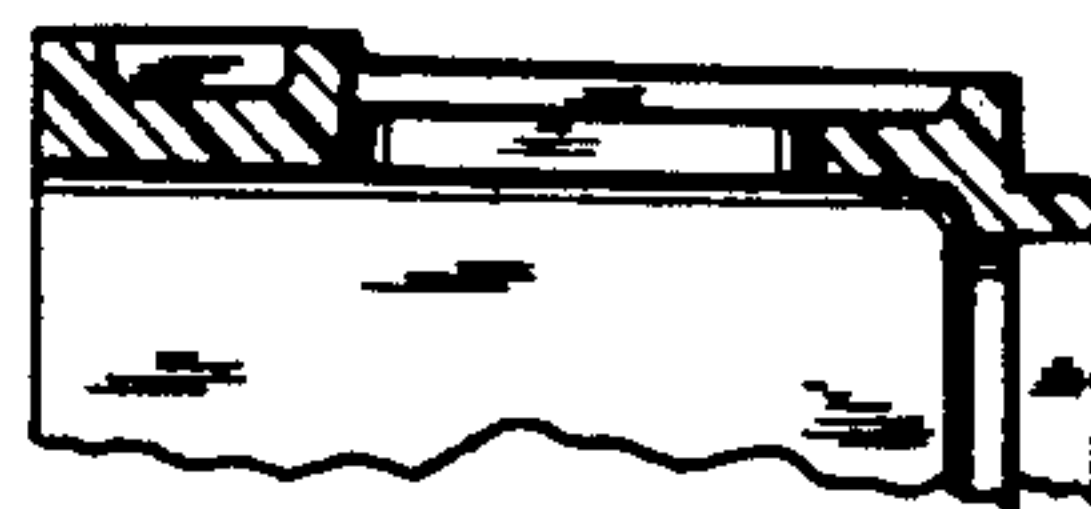


FIG. 5

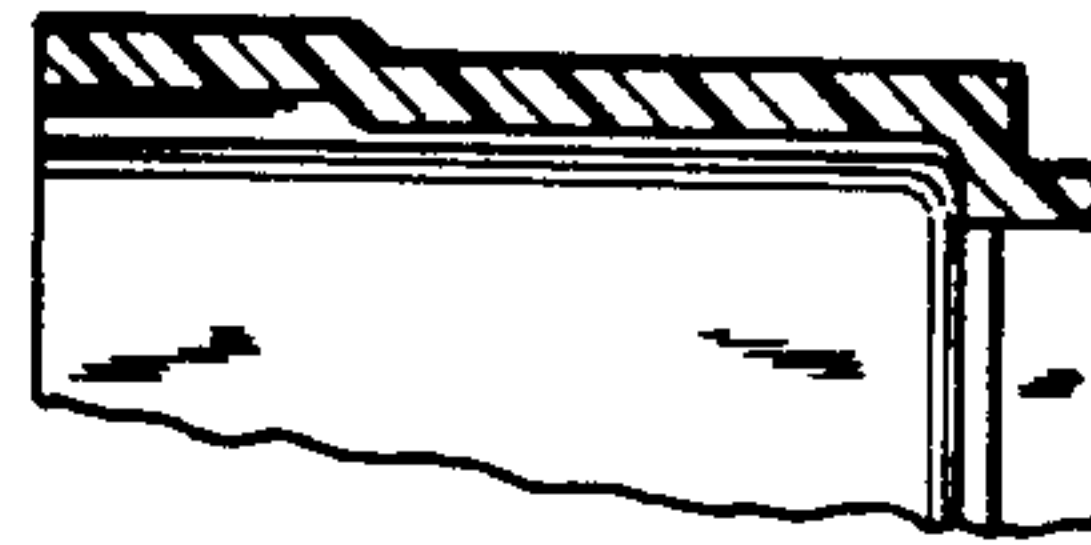


FIG. 6

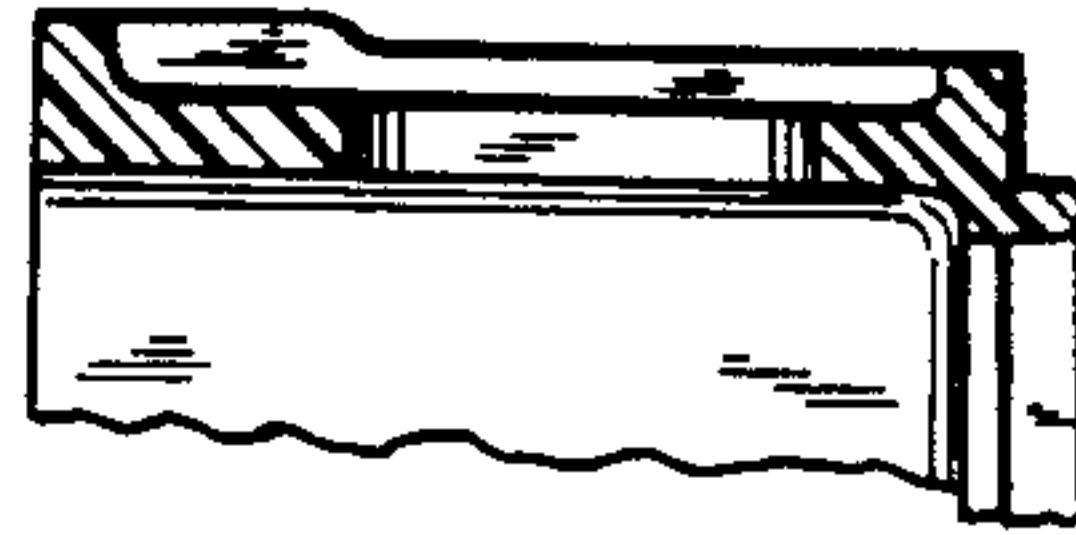


FIG. 7



FIG. 9



FIG. 10

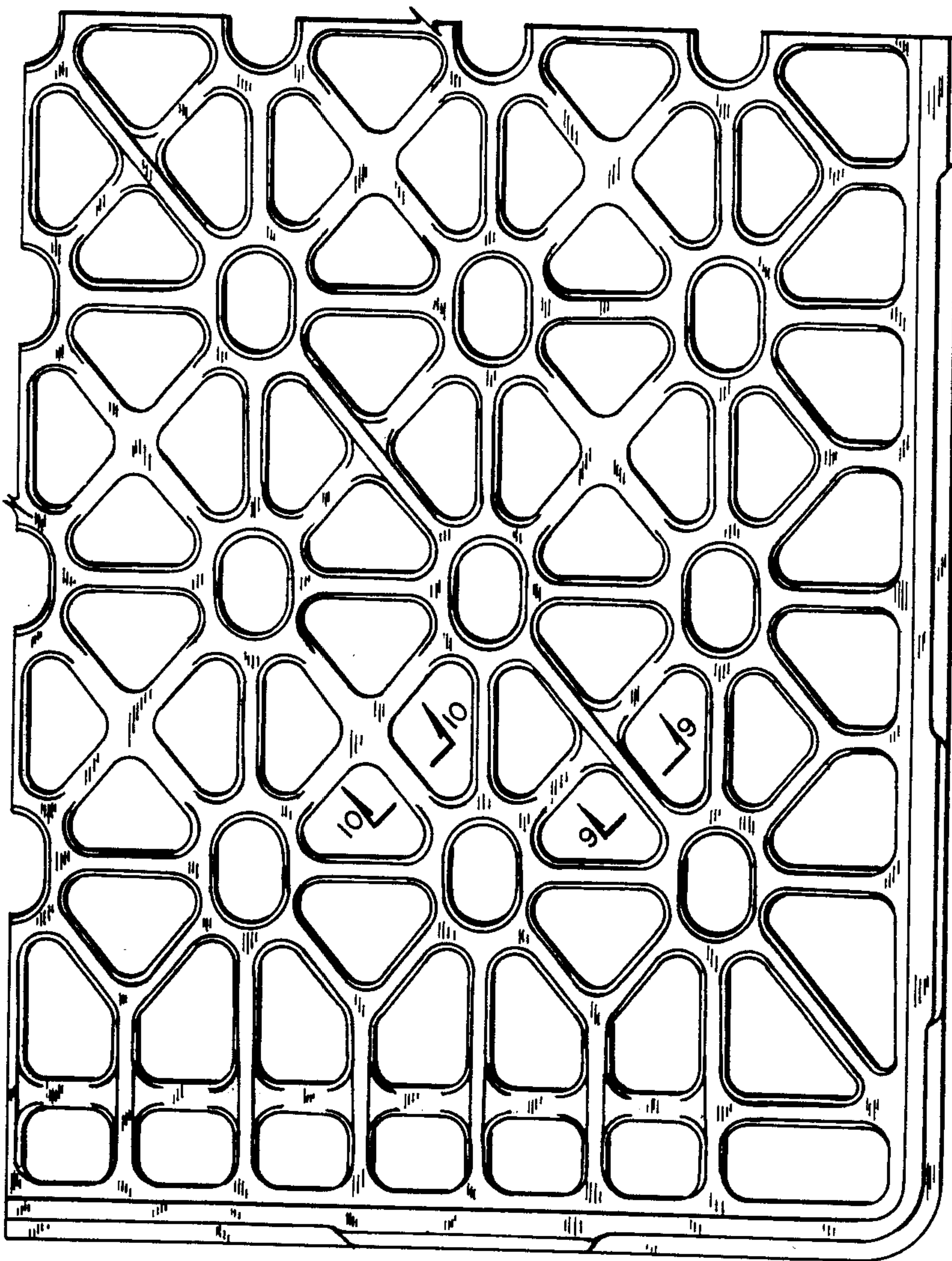


FIG. 8