

[54] EMERY BOARD WITH REPLACEABLE END ATTACHMENTS

[76] Inventor: Lois C. Bates, 1426 C Alamo Drive, Vacaville, Calif. 95688

[**] Term: 14 Years

[21] Appl. No.: 650,145

[22] Filed: Jan. 19, 1976

[51] Int. Cl. D28-03

[52] U.S. Cl. D28/59

[58] Field of Search D86/10 A, 10 B; D83/12 R; 132/73, 73.5, 75.3, 75.6, 76.4, 76.5

[56] References Cited

U.S. PATENT DOCUMENTS

3,298,381 1/1967 Adams D86/10 B

D. 204,651 5/1966 Laughlin D83/12 R
D. 210,504 3/1968 Adams D86/10 B

Primary Examiner—Joel Stearman
Assistant Examiner—Louis S. Zarfes
Attorney, Agent, or Firm—Robert G. West

[57] CLAIM

The ornamental design for an emery board with replaceable end attachments, as shown and described.

DESCRIPTION

FIG. 1 is a top plan view of an emery board with replaceable end attachments, showing my new design; FIG. 2 is an elevational view of one side, the opposite side being in mirror symmetry; FIG. 3 is a bottom plan view; FIG. 4 is an elevational view from the left-hand end; and FIG. 5 is an elevational view from the right-hand end.




FIG-1




FIG-2




FIG-3




FIG-4



FIG-5

