

[54] **COMBINED RANGE FINDER AND SLOPE INDICATOR FOR GOLFERS**

[75] Inventor: **Maynard Frank Wolfe**, Hong Kong, Hong Kong

[73] Assignee: **Prodev Limited**, Hong Kong, Hong Kong

[\*\*] Term: **14 Years**

[21] Appl. No.: **607,980**

[22] Filed: **Aug. 26, 1975**

[30] **Foreign Application Priority Data**

Feb. 26, 1975 United Kingdom ..... 970022/75

[51] Int. Cl. .... **D10-04**

[52] U.S. Cl. .... **D10/70**

[58] Field of Search ..... D10/70, 66; D34/5 CB X; 273/32 R; 33/277

[56] **References Cited**

**U.S. PATENT DOCUMENTS**

1,338,951 5/1920 Nadel ..... 33/277  
D. 193,634 9/1962 Chambers ..... D10/70

D. 194,040 11/1962 Schroeder ..... D34/5 CB

**FOREIGN PATENT DOCUMENTS**

805,292 11/1936 France ..... D34/5 CB X

*Primary Examiner*—Nelson C. Holtje  
*Attorney, Agent, or Firm*—Elliott I. Pollock

[57] **CLAIM**

The ornamental design for a combined range finder and slope indicator for golfers, as shown and described.

**DESCRIPTION**

FIG. 1 is a front elevational view of a combined range finder and slope indicator for golfers showing my new design.

FIG. 2 is a rear elevational view thereof.

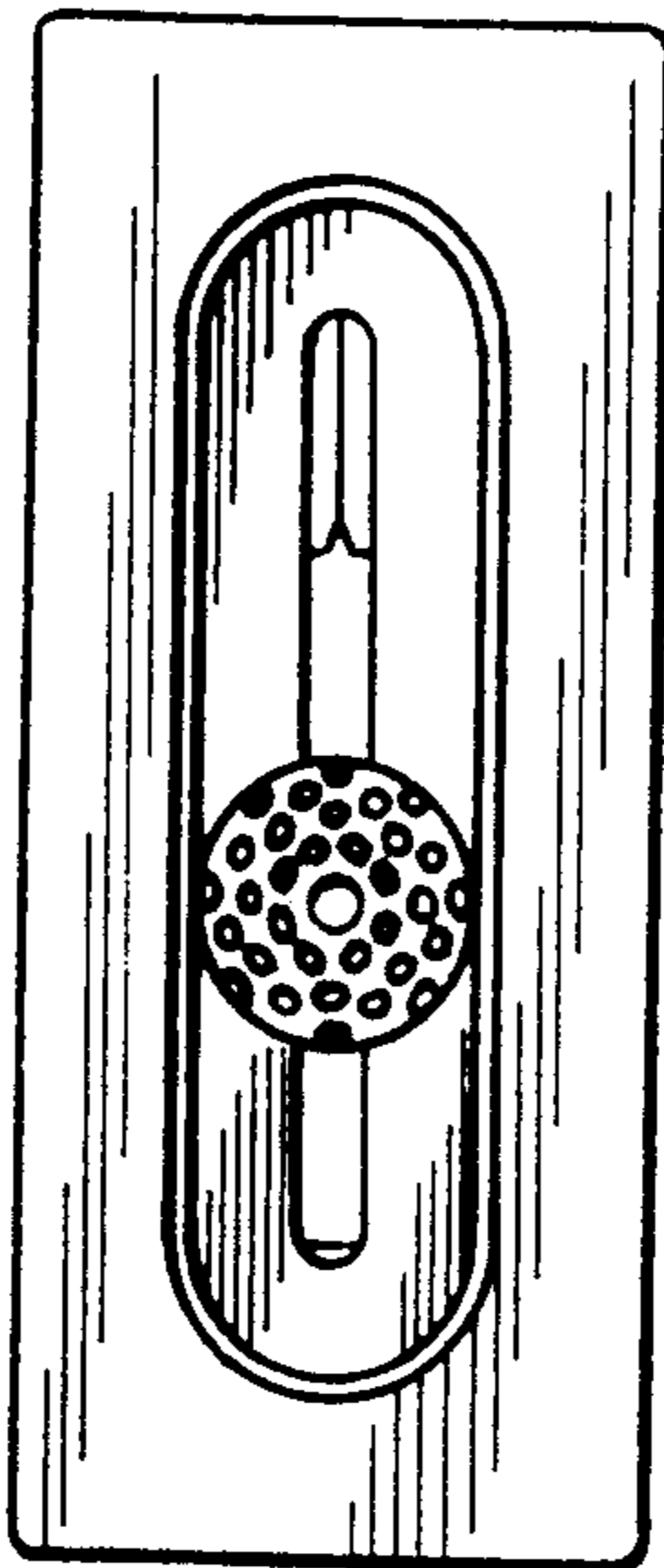
FIG. 3 is a top plan view thereof.

FIG. 4 is a bottom plan view thereof.

FIG. 5 is a left side elevational view thereof, the right side being a mirror image thereto.

FIG. 6 is a front perspective view thereof with the slope indicator extended.

FIG. 7 is a front perspective view thereof with the range finder extended.



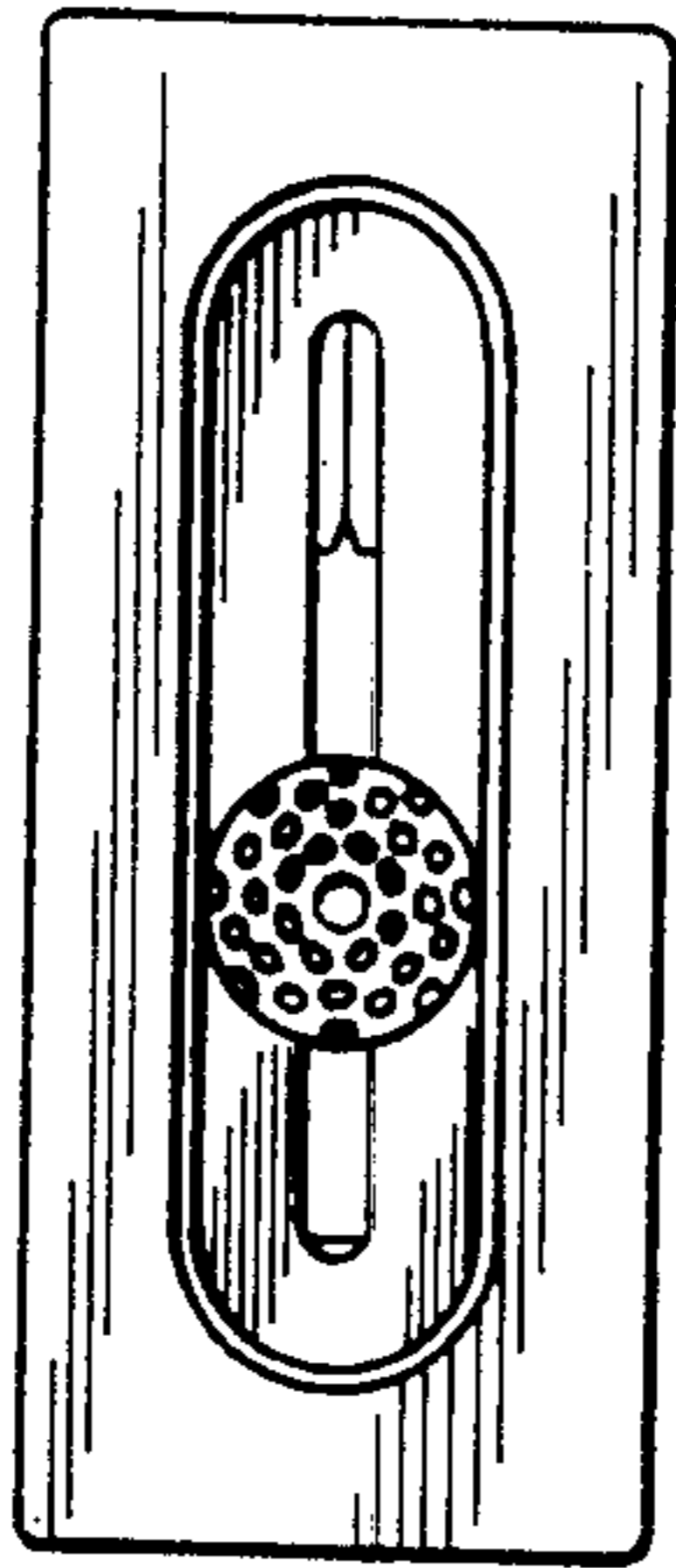


FIG. 1.




FIG. 2.



FIG. 5.



FIG. 3.



FIG. 4.

FIG. 6.




FIG. 7.

